

weather guard

VAN STORAGE SOLUTIONS



GMC

WEATHERGUARD.COM



TABLE OF CONTENTS

DESIGNED WITH THE PROFESSIONAL IN MIND

Since 1968 **WEATHER GUARD®** has formed a reputation for manufacturing the best van equipment available. Our innovations come directly from the field and provide efficient organization that maximizes space for every industry. **WEATHER GUARD** doesn't just build shelves, we engineer tools of the trade that provide unmatched peace of mind.



1

3

2

4



STRENGTH & QUALITY



EFFICIENT ORGANIZATION



TRUSTED REPUTATION

RACKS

- Options for all needs - drop down, quick clamp, all-purpose and safari
- EZGlide2™ Drop-Down ladder rack makes it safe and easy to load and unload ladders
- Conduit carrier accessories create space to haul long materials on top of ladder rack

SHELVING & ACCESSORIES

- 8-gauge steel provides strength and durability
- Full hemmed shelves provide strength and stability with no additional structural support
- Two depths and five different shelf lengths maximize storage space in any van
- Full array of accessories to build customizable solutions
- Secure storage for valuables, small parts, tanks, tools and more

BULKHEADS

- Steel and Composite options for all available OEM vans
- Clear window or metal screen options provide a clear line of sight to rear of van and side door windows
- Optional hinged door kit creates swing door access to cargo area
- Dog Hatch Door provides additional options for long material storage

FLOOR STORAGE

- Pull-out storage units can be stacked as needed for additional storage
- Roller mounted drawers glide open to full extension
- Adjustable drawer dividers offer greater flexibility



VEHICLE FITTING GUIDE 4

- Van Interior Dimensions Fitting Guide 4
- Basic Van Configurations. 8

PACKAGES 10

- Commercial 11
- Electrical 12
- General 13
- HVAC 14
- Plumbing 15

BULKHEADS 16

- Composite Bulkheads 17
- Steel Bulkheads 18
- Steel Bulkhead Accessories 21
- RedZone Accessories For The Bulkhead 21

SHELVING. 22

- Adjustable Shelving 23
- Mounting Kits And Shelf Components 24
- Shelving Accessories 26
- RedZone Accessories 27
- EZ-Cube Welded Shelving 28

SPECIALTY STORAGE 30

- Center Console 31
- Cabinets 34
- Small Parts Storage 35
- Floor Storage — Pack Rat® Drawer Units 36
- Floor Storage — Itemizer® Drawer Units 38
- Tank Holders 39
- Door Storage 39

ROOF RACKS. 40

- Drop-Down Ladder Rack 41
- Quick Clamp Aluminum Racks 43
- Quick Clamp Rack And Accessory Cross Member 43
- Quick Clamp Aluminum Racks — Full-Size Vans With Side Gutters 44
- All-Purpose Racks 45
- Safari Aluminum Racks — Full-Size Vans With Side Gutters 46
- Safari Rack — Full-Size Vans 47
- Sliding Ladder Rack 47
- Conduit Carriers 47
- Roof Rack Fitting Guide 48

OTHER ACCESSORIES 50

ITEM INDEX 52-55



FITTING GUIDE



The **WEATHER GUARD** Van catalog is organized to help you work through the five zones of your van when planning your **WEATHER GUARD** storage system. The van layout figures on the next few pages provide details to get started working on your van's interior. **WEATHER GUARD PRO PACKAGES** for each van roof height and wheel base combination can be used either as a complete upfit package or a starting point for a custom upfit. Your distributor is a great resource for all your upfitting questions. Go to www.weatherguard.com to locate a distributor near you.

ZONE 1 CAB

- Choose bulkhead style for your van.
- Do you need windows, vented screens or solid panels?
- Do you need a hinged door?
- What tools and equipment do you hang on your bulkhead?

ZONE 2 DRIVER SIDE

- Use Vehicle Fitting Guides to determine available space in van or start with a Professional Trade Package. Find the OEM Van Brochure for your model van at www.weatherguard.com.
- Choose shelving units that fit your daily work needs.
- What cabinets, bins and organization accessories would help you be more productive?
- Do you need to keep a space open along the side of the van for special tools or equipment?

ZONE 3 PASSENGER SIDE

See Zone 2 considerations. The primary differences for passenger-side storage will be space limitations and the benefit of being able to position tools, equipment and materials for easy access without entering.

ZONE 4 FLOOR

- **PACK RAT® Drawer Units** and **ITEMIZER® Drawer Units** mount to the floor of the van and provide easy access to tools, parts and equipment.
- What space do you need to keep open between the shelving for equipment you store in your van or transport to your jobsite?

ZONE 5 ROOF

- What do you carry on your roof and how often do you need to reach it?
- How tall is your van roof? Low, Mid or High?
- Check your van manufacturer's web site for how much weight it can safely carry.
- Choose from **EZGlide2™ Drop-Down**, **QUICK CLAMP®** or **All-Purpose Racks** for your best roof storage solution.
- Consider roof rack accessories like conduit carriers and tie downs.



VAN CONFIGURATOR



READY. SET. CUSTOMIZE.

Use our web-based tool to create a custom storage solution & to find an upfitter for your van.

Visit us online at WEATHERGUARD.COM/VAN-CONFIGURATOR

PRO PACKAGES



A SIMPLIFIED START.

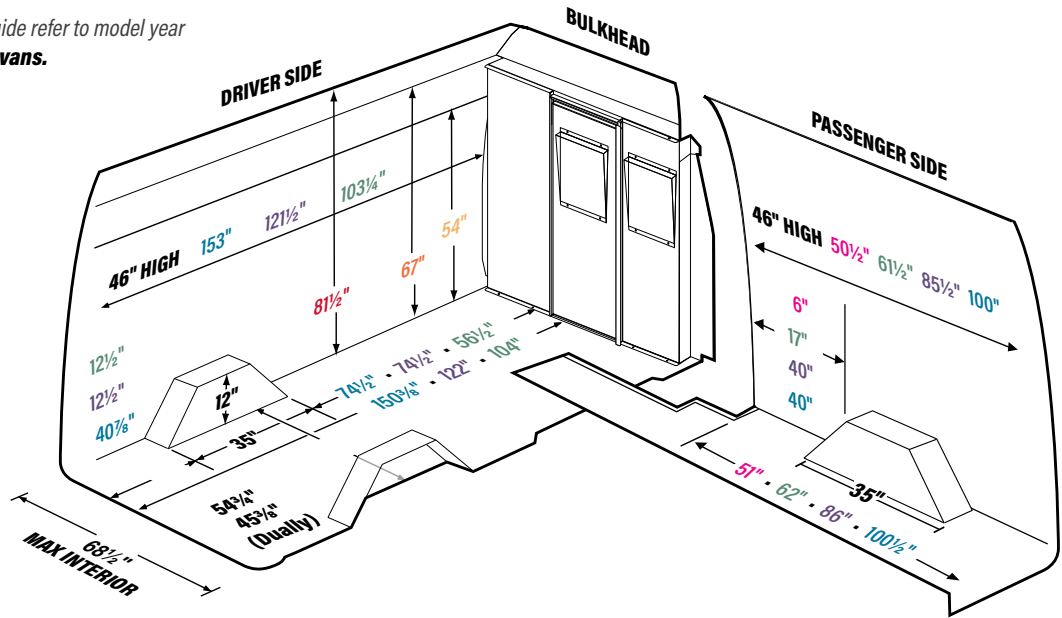
Select a pre-configured pro package to help you start your van storage solution.

SCAN QR CODE or visit us online at WEATHERGUARD.COM (Select Van Solutions, and then Packages tab)

VAN INTERIOR DIMENSIONS FITTING GUIDE

FORD TRANSIT

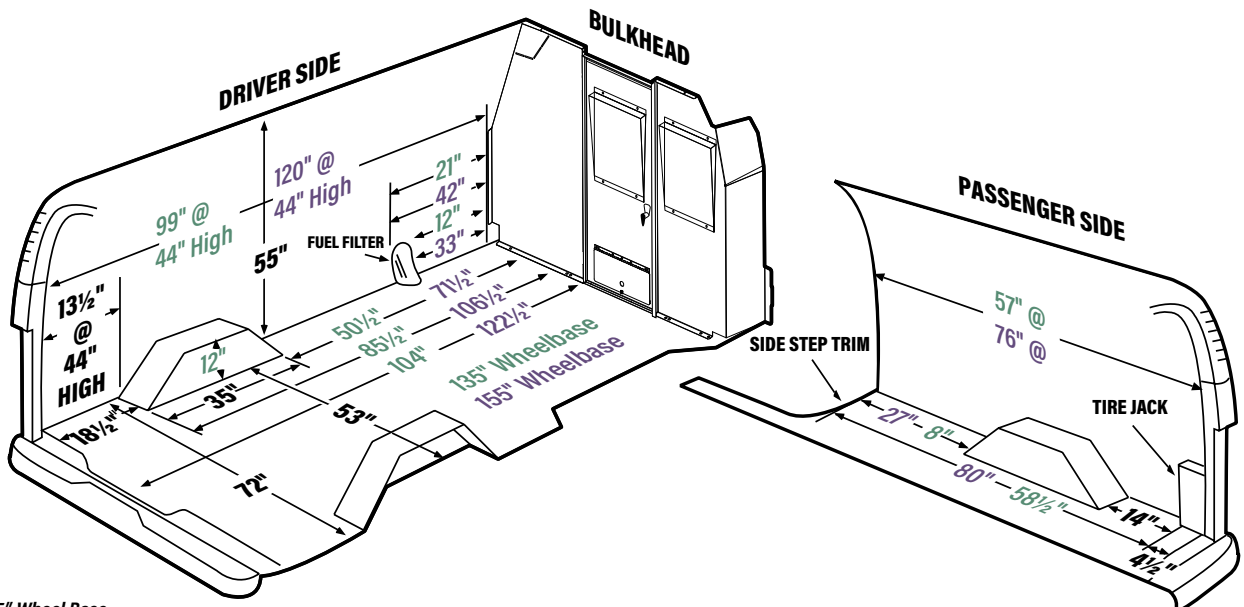
The dimensions shown in this guide refer to model year 2023 and earlier Ford Transit vans.



- Low-Roof
- 130" Wheel Base
- Mid-Roof
- 148" Wheel Base
- High-Roof
- 148" Extended Wheel Base

CHEVROLET EXPRESS • GMC SAVANA

The dimensions shown in this guide refer to model year 2023 and earlier Chevrolet Express and GMC Savana vans.



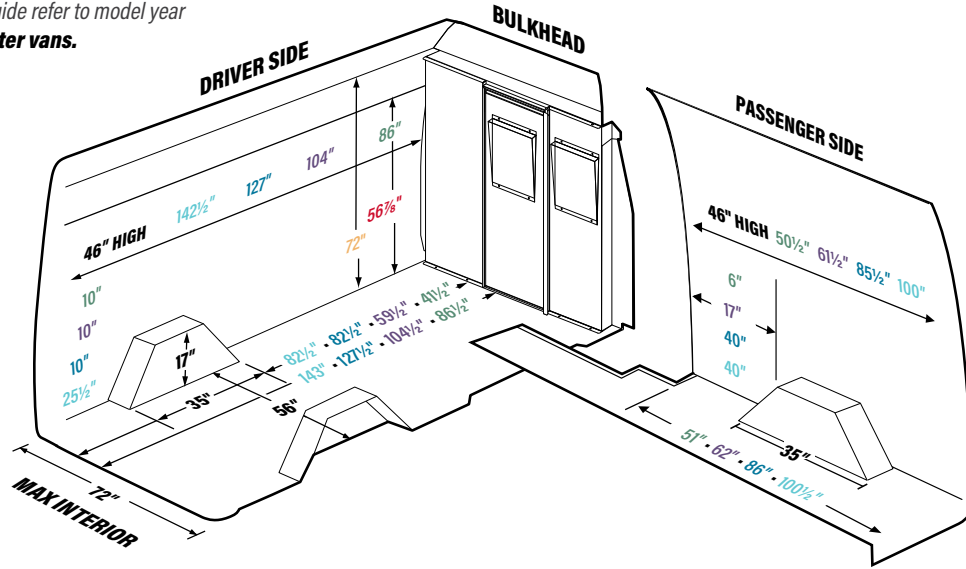
- 135" Wheel Base
- 155" Wheel Base

IMPORTANT UPFIT TIPS

- Always measure your van carefully to make sure that the equipment you choose will fit properly.
- Verify the location of the gas tank, brake lines, wiring harness, etc. before installing any equipment.
- Shelving Mounting Kits are recommended.
- Do not exceed the van manufacturer's roof load rating.

RAM PROMASTER[®]

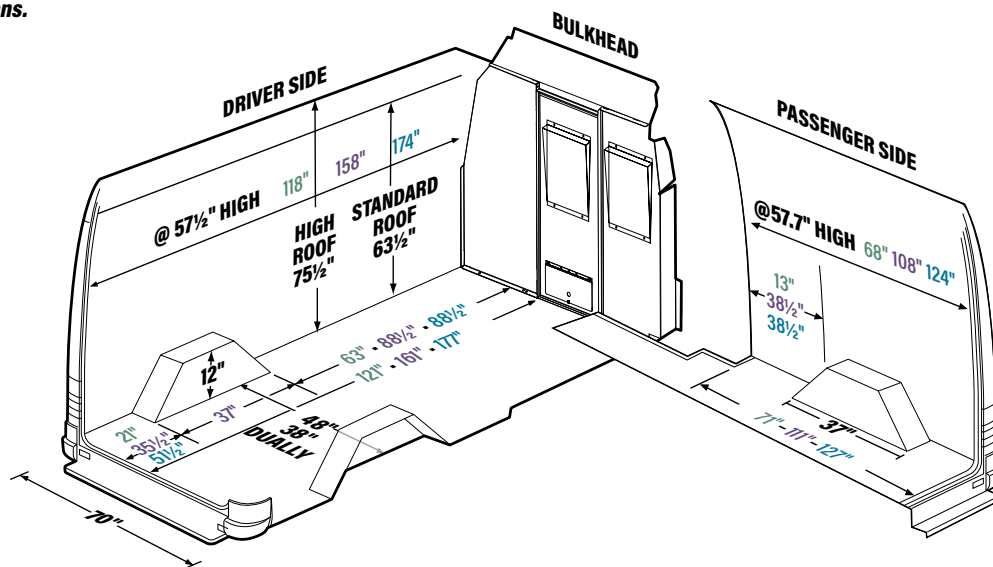
The dimensions shown in this guide refer to model year 2023 and earlier RAM ProMaster vans.



- Low-Roof
- High-Roof
- 118" Wheel Base
- 136" Wheel Base
- 159" Wheel Base
- 159" Extended Wheel Base

MERCEDES SPRINTER

The dimensions shown in this guide refer to model year 2007-2023 Sprinter vans.



- 144" Wheel Base
- 170" Wheel Base
- 170" Extended Wheel Base

BASIC VAN CONFIGURATIONS

SIMPLIFY YOUR SELECTION AND MAXIMIZE YOUR SPACE

Take the guess work out of what products to select with this simple guide to get the most shelving space in your commercial van. This is a great starting point in developing your storage solution. See below for the steel bulkhead and shelving combinations that best fit your van.



* The RED numbers below correspond to the number of units to be ordered per SKU number.

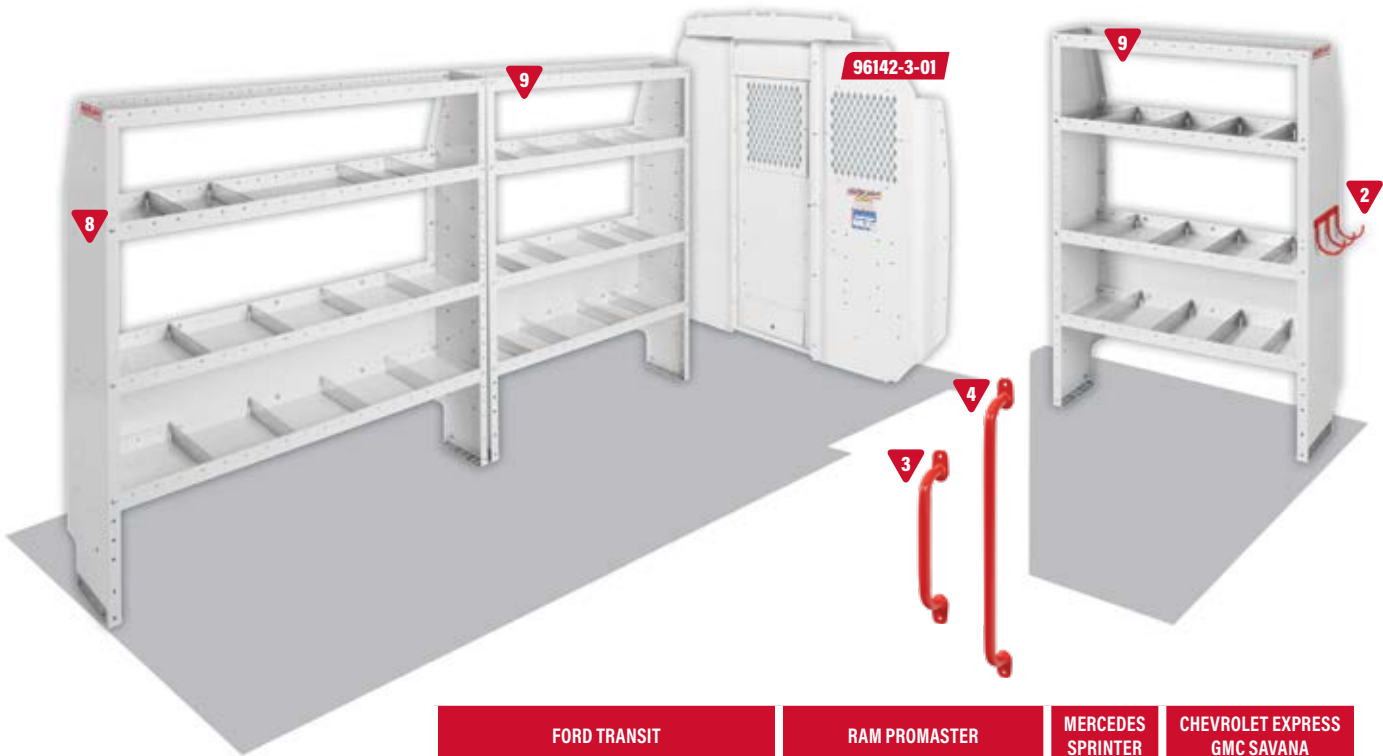
DESCRIPTION & SKU	SHELVING								BULKHEADS					
	3-SHELF				4-SHELF				STEEL BULKHEAD – SCR N					
	36"	42"	52"	60"	36"	42"	52"	60"	96102-3-01	96122-3-01	96142-3-01	96302-3-01	96312-3-01	96322-3-01
	9353-3-03	9354-3-03	9355-3-03	9356-3-03	9373-3-03	9374-3-03	9375-3-03	9376-3-03						
FULL-SIZE CONFIGURATIONS														
FORD														
Transit LR • 130"		2	1									1		
Transit LR • 148"		1	1	1								1		
Transit MR • 130"						2	2						1	
Transit MR • 148"						1	1	1					1	
Transit HR • 148"						1	1	1						1
Transit HR • Ext					2			2						1
GM/CHEVROLET														
LR • 135		2	1						1					
LR • 155		1	1	1					1					
RAM														
ProMaster • LR 118					1	2					1			
ProMaster • LR/HR 136						1	2				1			
ProMaster • HR 159							2	1			1			
ProMaster • HR 159 EXT					2			2			1			
MERCEDES														
Sprinter • 144						1	1	1			1			
Sprinter • 170					2			2			1			
Sprinter • 170 EXT					2			2			1			





PACKAGES






	FORD TRANSIT						RAM PROMASTER				MERCEDES SPRINTER		CHEVROLET EXPRESS GMC SAVANA	
	LOW		MID		HIGH		MID	MID / HIGH	HIGH		HIGH		LOW	
ROOF HEIGHT	130"	148"	130"	148"	148"	148" XWB	118"	136"	159"	159" XWB	144"	170"	135"	155"
SCREEN BULKHEAD	963 02-3-01		96312-3-01		96322-3-01		96142-3-01				96122-3-01		96102-3-01	
SHELF MOUNTING KIT	975101-3-01	975102-3-01	975103-3-01	975104-3-01	975104-3-01	975105-3-01	975201-3-01	975202-3-01	975203-3-01	975204-3-01	975301-3-01	975302-3-01	975401-3-01	975402-3-01
MODEL	DESCRIPTION													
ACCESSORIES														
1	96901-3-01	Swing Door Conversion Kit												
2	9893-7-01	Three Hook Cord Tool Holder												
3	9894-1-01	Grab Handle • Small												
4	9895-7-01	Grab Handle • Large												
ADJUSTABLE 3 SHELF UNIT														
5	9354-3-03	44" x 42" x 13½"												
6	9355-3-03	44" x 52" x 13½"												
7	9356-3-03	44" x 60" x 13½"												
ADJUSTABLE 4 SHELF UNIT														
8	9373-3-03	60" x 36" x 13½"												
9	9374-3-03	60" x 42" x 13½"												
10	9375-3-03	60" x 52" x 13½"												
11	9376-3-03	60" x 60" x 13½"												
ACCESSORY BACK PANEL														
12	9603-3-01	14½" tall for 36" Shelf Unit												
13	9604-3-01	14½" tall for 42" Shelf Unit												
14	9605-3-01	14½" tall for 52" Shelf Unit												
15	9606-3-01	14½" tall for 60" Shelf Unit												

ELECTRICAL



	FORD TRANSIT						RAM PROMASTER				MERCEDES SPRINTER		CHEVROLET EXPRESS GMC SAVANA	
ROOF HEIGHT	LOW		MID		HIGH		MID	MID / HIGH	HIGH		HIGH		LOW	
WHEELBASE	130"	148"	130"	148"	148"	148" XWB	118"	136"	159"	159" XWB	144"	170"	135"	155"
SCREEN BULKHEAD	96302-3-01		96312-3-01		96322-3-01		96142-3-01				96122-3-01		96102-3-01	
SHELF MOUNTING KIT	975101-3-01	975102-3-01	975103-3-01	975104-3-01	975104-3-01	975105-3-01	975201-3-01	975202-3-01	975203-3-01	975204-3-01	975301-3-01	975302-3-01	975401-3-01	975402-3-01
MODEL	DESCRIPTION													
ACCESSORIES														
1	96901-3-01	Swing Door Conversion Kit												
2	9893-7-01	Three Hook Cord Tool Holder												
3	9894-1-01	Grab Handle • Small												
4	9895-7-01	Grab Handle • Large												
7	9880-3-01	Literature Holder • 6 compartment												
8	9882-7-01	Wire Spool Holder End Mount												
CABINET														
9	9909-3-02	9 Bin • 12" x 17" x 12"												
10	9912-3-02	2 Drawer • 12" x 16" x 14"												
11	9914-3-02	4 Drawer • 12" x 16" x 14"												
12	9045-3-03	5 Drawer • Secure Storage Module 2 Drawer												
ADJUSTABLE 3 SHELF UNIT														
13	9354-3-03	44" x 42" x 13½"												
14	9355-3-03	44" x 52" x 13½"												
15	9356-3-03	44" x 60" x 13½"												
16	9344-3-03	44" x 42" x 16" • Heavy Duty												
ADJUSTABLE 4 SHELF UNIT														
17	9373-3-03	60" x 36" x 13½"												
18	9374-3-03	60" x 42" x 13½"												
19	9375-3-03	60" x 52" x 13½"												
20	9376-3-03	60" x 60" x 13½"												
21	9364-3-03	60" x 42" x 16" • Heavy Duty												
SHELF DOOR														
22	9503-3-01	Shelf Door for 36" Shelf Unit												
23	9504-3-01	Shelf Door for 42" Shelf Unit												
24	9505-3-01	Shelf Door for 52" Shelf Unit												
ACCESSORY BACK PANEL														
25	9603-3-01	14½" tall for 36" Shelf Unit												
26	9604-3-01	14½" tall for 42" Shelf Unit												
27	9605-3-01	14½" tall for 52" Shelf Unit												
28	9606-3-01	14½" tall for 60" Shelf Unit												
6 BIN SET														
29	9858-7-01	Small • 5" x 5½" x 10.88												
30	9859-7-01	Medium • 7" x 8¼" x 10.88"												

GENERAL



	FORD TRANSIT						RAM PROMASTER				MERCEDES SPRINTER		CHEVROLET EXPRESS GMC SAVANA			
	LOW		MID		HIGH		MID	MID / HIGH	HIGH		HIGH		LOW			
WHEELBASE	130"	148"	130"	148"	148"	148" XWB	118"	136"	159"	159" XWB	144"	170"	135"	155"		
SCREEN BULKHEAD	96302-3-01		96312-3-01		96322-3-01		96142-3-01				96122-3-01		96102-3-01			
SHELF MOUNTING KIT	975101-3-01	975102-3-01	975103-3-01	975104-3-01	975104-3-01	975105-3-01	975201-3-01	975202-3-01	975203-3-01	975204-3-01	975301-3-01	975302-3-01	975401-3-01	975402-3-01		
	MODEL	DESCRIPTION														
ACCESSORIES																
1	96901-3-01	Swing Door Conversion Kit														
2	9892-7-01	Two Hook Holder • 5" diameter														
3	9893-7-01	Three Hook Cord Tool Holder														
4	9894-1-01	Grab Handle • Small														
5	9895-7-01	Grab Handle • Large														
CABINET																
6	9909-3-02	9 Bin • 12" x 17" x 12"														
7	9912-3-02	2 Drawer • 12" x 16" x 14"														
8	9914-3-02	4 Drawer • 12" x 16" x 14"														
9	9045-3-03	5 Drawer • Secure Storage Module 2 Drawer														
ADJUSTABLE 3 SHELF UNIT																
10	9354-3-03	44" x 42" x 13½"														
11	9355-3-03	44" x 52" x 13½"														
12	9356-3-03	44" x 60" x 13½"														
13	9344-3-03	44" x 42" x 16" • Heavy Duty														
ADJUSTABLE 4 SHELF UNIT																
14	9373-3-03	60" x 36" x 13½"														
15	9374-3-03	60" x 42" x 13½"														
16	9375-3-03	60" x 52" x 13½"														
17	9376-3-03	60" x 60" x 13½"														
18	9364-3-03	60" x 42" x 16" • Heavy Duty														
ACCESSORY BACK PANEL																
19	9603-3-01	14½" tall for 36" Shelf Unit														
20	9604-3-01	14½" tall for 42" Shelf Unit														
21	9605-3-01	14½" tall for 52" Shelf Unit														
22	9606-3-01	14½" tall for 60" Shelf Unit														
6 BIN SET																
23	9859-7-01	Medium • 7" x 8¼" x 10.88"														

HVAC



		FORD TRANSIT						RAM PROMASTER				MERCEDES SPRINTER	
		LOW		MID		HIGH		MID	MID / HIGH	HIGH		HIGH	
		130"	148"	130"	148"	148"	148" XWB	118"	136"	159"	159" XWB	144"	170"
SCREEN BULKHEAD		96302-3-01		96312-3-01		96322-3-01		96142-3-01				96122-3-01	
SHELF MOUNTING KIT		975101-3-01	975102-3-01	975103-3-01	975104-3-01	975104-3-01	975105-3-01	975201-3-01	975202-3-01	975203-3-01	975204-3-01	975301-3-01	975302-3-01
MODEL	DESCRIPTION												
ACCESSORIES													
1	96901-3-01 Swing Door Conversion Kit	■	■	■	■	■	■	■	■	■	■	■	■
2	9893-7-01 Three Hook Cord Tool Holder	■	■	■	■	■	■	■	■	■	■	■	■
3	9894-1-01 Grab Handle • Small	■	■	■	■	■	■	■	■	■	■	■	■
4	9895-7-01 Grab Handle • Large	■	■	■	■	■	■	■	■	■	■	■	■
5	9880-3-01 Literature Holder • 6 Compartment	■	■	■	■	■	■	■	■	■	■	■	■
6	9863-3-01 Refrigerant Tank Rack • 2 x 30lbs, 1 x 50lbs, 40" x 8" x 8"	■	■	■	■	■	■	■	■	■	■	■	■
CABINET													
7	9909-3-02 9 Bin • 12" x 17" x 12"						■						■
8	9912-3-02 2 Drawer • 12" x 16" x 14"						■						■
9	9914-3-02 4 Drawer • 12" x 16" x 14"						■						■
10	9045-3-03 5 Drawer • Secure Storage Module 2 Drawer	■	■	■	■	■		■	■	■		■	■
ADJUSTABLE 3 SHELF UNIT													
11	9354-3-03 44" x 42" x 13½"	■											
12	9355-3-03 44" x 52" x 13½"	■	■										
13	9356-3-03 44" x 60" x 13½"		■										
14	9344-3-03 44" x 42" x 16" • Heavy Duty	■	■										
ADJUSTABLE 4 SHELF UNIT													
15	9373-3-03 60" x 36" x 13½"						■	■			■	■	■
16	9374-3-03 60" x 42" x 13½"			■				■	■				
17	9375-3-03 60" x 52" x 13½"			■	■		■		■	■		■	■
18	9376-3-03 60" x 60" x 13½"			■	■	■	■			■	■	■	■
19	9364-3-03 60" x 42" x 16" • Heavy Duty			■	■	■	■	■	■	■	■	■	■
SHELF DOOR													
20	9503-3-01 Shelf Door for 36" Shelf Unit						■	■			■	■	■
21	9504-3-01 Shelf Door for 42" Shelf Unit	■		■					■				
22	9505-3-01 Shelf Door for 52" Shelf Unit		■		■	■	■			■		■	■
ACCESSORY BACK PANEL													
23	9603-3-01 14½" tall for 36" Shelf Unit						■	■			■	■	■
24	9604-3-01 14½" tall for 42" Shelf Unit	■		■	■			■	■				
25	9605-3-01 14½" tall for 52" Shelf Unit	■	■	■	■	■	■		■	■		■	■
26	9606-3-01 14½" tall for 60" Shelf Unit		■		■	■	■			■	■	■	■
6 BIN SET													
27	9859-7-01 Medium • 7" x 8¼" x 10.88"	■	■	■	■	■	■	■	■	■	■	■	■



			FORD TRANSIT						RAM PROMASTER				MERCEDES SPRINTER		CHEVROLET EXPRESS GMC SAVANA	
ROOF HEIGHT			LOW		MID		HIGH		MID	MID / HIGH	HIGH		HIGH		LOW	
WHEELBASE			130"	148"	130"	148"	148"	148" XWB	118"	136"	159"	159" XWB	144"	170"	135"	155"
SCREEN BULKHEAD			96302-3-01		96312-3-01		96322-3-01		96142-3-01				96122-3-01		96102-3-01	
SHELF MOUNTING KIT			975101-3-01	975102-3-01	975103-3-01	975104-3-01	975104-3-01	975105-3-01	975201-3-01	975202-3-01	975203-3-01	975204-3-01	975301-3-01	975302-3-01	975401-3-01	975402-3-01
	MODEL	DESCRIPTION														
1	96901-3-01	Swing Door Conversion Kit	■	■	■	■	■	■	■	■	■	■	■	■	■	■
2	9893-7-01	Three Hook Cord Tool Holder	■	■	■	■	■	■	■	■	■	■	■	■	■	■
3	9894-1-01	Grab Handle • Small	■	■	■	■	■	■	■	■	■	■	■	■	■	■
4	9895-7-01	Grab Handle • Large	■	■	■	■	■	■	■	■	■	■	■	■	■	■
CABINET																
7	9909-3-02	9 Bin • 12" x 17" x 12"					■				■		■			
8	9912-3-02	2 Drawer • 12" x 16" x 14"					■				■		■			
9	9914-3-02	4 Drawer • 12" x 16" x 14"					■				■		■			
10	9045-3-03	5 Drawer • Secure Storage Module 2 Drawer	■	■	■	■	■	■	■	■	■	■	■	■	■	■
ADJUSTABLE 3 SHELF UNIT																
11	9354-3-03	44" x 42" x 13½"	■	■											■	■
12	9355-3-03	44" x 52" x 13½"	■	■											■	■
13	9356-3-03	44" x 60" x 13½"	■	■											■	■
14	9344-3-03	44" x 42" x 16" • Heavy Duty	■	■											■	■
ADJUSTABLE 4 SHELF UNIT																
15	9373-3-03	60" x 36" x 13½"					■	■	■	■	■	■	■	■		
16	9374-3-03	60" x 42" x 13½"				■	■	■	■	■	■	■	■	■		
17	9375-3-03	60" x 52" x 13½"				■	■	■	■	■	■	■	■	■		
18	9376-3-03	60" x 60" x 13½"				■	■	■	■	■	■	■	■	■		
19	9364-3-03	60" x 42" x 16" • Heavy Duty				■	■	■	■	■	■	■	■	■		
SHELF DOOR																
20	9504-3-01	Shelf Door for 42" Shelf Unit	■		■	■	■	■	■	■	■	■	■	■	■	■
21	9505-3-01	Shelf Door for 52" Shelf Unit					■				■		■			
ACCESSORY BACK PANEL																
22	9603-3-01	14½" tall for 36" Shelf Unit					■	■	■	■	■	■	■	■	■	■
23	9604-3-01	14½" tall for 42" Shelf Unit	■	■	■	■	■	■	■	■	■	■	■	■	■	■
24	9605-3-01	14½" tall for 52" Shelf Unit	■	■	■	■	■	■	■	■	■	■	■	■	■	■
25	9606-3-01	14½" tall for 60" Shelf Unit		■	■	■	■	■	■	■	■	■	■	■	■	■
26	9606-3-02	7¾" tall for 60" Shelf Unit		■												
6 BIN SET																
27	9858-7-01	Small • 5" x 5½" x 10.88	■	■	■	■	■	■	■	■	■	■	■	■	■	■



BULKHEADS



COMPOSITE BULKHEADS

Our full-size van bulkheads provide a safe barrier between the van's cab and the cargo area for maximum protection against shifting loads. Available options include various window options for improved visibility, doors for cargo area access and pass throughs to expand cargo storage. **WEATHER GUARD®** Bulkheads are designed for all commercial van types and sizes.

WEATHER GUARD Composite Bulkhead provides custom organization, increased cab space and noise reduction.

CAB SIDE



CARGO SIDE



TIGHT FIT

Improves climate control and reduces noise.



INCREASED CAB SPACE

Allows for full seat travel with maximized recline. Provides additional storage and work space.



WINDOW ACCESSORY

Allows for added visibility.



DOG HATCH™ DOOR ACCESSORY

Allows for use of additional cab floor storage for long materials. (Full-Size Vans Only)



CUSTOMIZED ORGANIZATION

Accessory panels allow for customized organization options on the cab and cargo sides. (Full-Size Vans Only)

COMPOSITE BULKHEAD FOR CHEVY/GM/FORD/MERCEDES/RAM

MODEL	DESCRIPTION	WEIGHT
96100-3-01	CABMAX™ • GMC Savana/Chevrolet Express	83 lbs.
96123-3-01	CABMAX™ • Mercedes Sprinter • High-Roof	85 lbs.
96140-3-01	CABMAX™ • RAM ProMaster • Low-Roof/Hig-Roof	85 lbs.
96300-3-01	CABMAX™ • Ford Transit • Low-Roof	75 lbs.
96310-3-01	CABMAX™ • Ford Transit • Mid-Roof/High-Roof Base	83 lbs.
96320-3-01	CABMAX™ • Ford Transit • High-Roof Header Panel Requires 96310-3-01	4 lbs.

COMPOSITE BULKHEAD ACCESSORIES

MODEL	DESCRIPTION	WEIGHT
96906-3-01	Window Accessory • Full-Size Vans	5 lbs.
96908-3-01	Dog Hatch™ Door Accessory • Full-Size Vans	5 lbs.
70004R	CABMAX™ Accessory Installation Template • Full-Size Vans	6 lbs.



STEEL BULKHEADS



GMC



Model 96102-3-01 ▶



◀ Model 96101-3-01

CHEVY/GMC/FORD ECONOLINE FULL-SIZE VAN BULKHEAD

Offers improved visibility and a large area to mount accessories while providing safety and security for occupants and cargo.

MODEL	DESCRIPTION	WEIGHT
96101-3-01	Bulkhead • Chevy/GMC/Ford E-Series • Window	65 lbs.
96102-3-01	Bulkhead • Chevy/GMC/Ford E-Series • Screen	65 lbs.
96901-3-01	Hinge Kit converts bulkhead to swinging door with lockable latch	4 lbs.
96903-3-01	Solid Bulkhead Panel Adapter Kit	10 lbs.



Model 96321-3-01 ▶



◀ Model 96322-3-01



FORD TRANSIT VAN HIGH-ROOF BULKHEAD

Deep offset bulkheads for Ford Transit vans provide full seat travel and extra legroom. Designated by a "D" at the end of the part number.

MODEL	DESCRIPTION	WEIGHT
96321-3-01	Bulkhead • Ford Transit • High-Roof • Window	108 lbs.
96322-3-01	Bulkhead • Ford Transit • High-Roof • Screen	108 lbs.
96321-3-01D	Deep Bulkhead • Ford Transit • High-Roof • Window	111 lbs.
96322-3-01D	Deep Bulkhead • Ford Transit • High-Roof • Screen	111 lbs.
96901-3-01	Hinge Kit converts bulkhead to swinging door with lockable latch	4 lbs.
96903-3-01	Solid Bulkhead Panel Adapter Kit	10 lbs.



weather guard
www.weatherguard.com 1-800-468-7888

CAUTION
BEFORE CLIMBING, SECURE PROTECTIVE CHAINS FROM BEING SWUNG AND SAFETY LOCKS MUST BE IN PROPER POSITION TO PREVENT SWINGING AND BEING TRAPPED.

PRODUCT REGISTRATION
Product Registration Card
Online at WEATHERGUARD.COM
REG-0-01 REG-0-000



Deep offset bulkheads for Ford Transit vans provide full seat travel and extra legroom. Designated by a "D" at the end of the part number.



Model 96301-3-01 ▲

Model 96302-3-01 ▲



Model 96311-3-01 ▲

Model 96312-3-01 ▲

FORD TRANSIT VAN LOW-ROOF BULKHEAD

MODEL	DESCRIPTION	WEIGHT
96301-3-01	Bulkhead • Ford Transit • Low-Roof • Window	67 lbs.
96302-3-01	Bulkhead • Ford Transit • Low-Roof • Screen	67 lbs.
96301-3-01D	Deep Bulkhead • Ford Transit • Low-Roof • Window	70 lbs.
96302-3-01D	Deep Bulkhead • Ford Transit • Low-Roof • Screen	70 lbs.
96901-3-01	Hinge Kit converts bulkhead to swinging door with lockable latch	4 lbs.
96903-3-01	Solid Bulkhead Panel Adapter Kit	10 lbs.

FORD TRANSIT VAN MID-ROOF BULKHEAD

MODEL	DESCRIPTION	WEIGHT
96311-3-01	Bulkhead • Ford Transit • Mid-Roof • Window	108 lbs.
96312-3-01	Bulkhead • Ford Transit • Mid-Roof • Screen	108 lbs.
96311-3-01D	Deep Bulkhead • Ford Transit • Mid-Roof • Window	111 lbs.
96312-3-01D	Deep Bulkhead • Ford Transit • Mid-Roof • Screen	111 lbs.
96901-3-01	Hinge Kit converts bulkhead to swinging door with lockable latch	4 lbs.
96903-3-01	Solid Bulkhead Panel Adapter Kit (for all full-size bulkheads)	10 lbs.



Mercedes-Benz

BULKHEAD FOR SPRINTER STANDARD/HIGH-ROOF

Offers improved visibility and a large area for accessory mounts and holders while providing safety and security for occupants and cargo. Includes header panels for standard and high-roof vans.

MODEL	DESCRIPTION	WEIGHT
96121-3-01	Bulkhead • Sprinter • Window	105 lbs.
96122-3-01	Bulkhead • Sprinter • Screen	105 lbs.
96901-3-01	Hinge Kit converts bulkhead to swinging door with lockable latch	4 lbs.
96903-3-01	Solid Bulkhead Panel Adapter (for all full or high-roof bulkheads)	10 lbs.



Model 96122-3-01 ▲

Model 96121-3-01 ▲



Redesigned RAM ProMaster bulkheads now offer increased legroom and full seat travel.

RAM PROMASTER® STANDARD/HIGH-ROOF BULKHEAD

Offers improved visibility and a large area for accessory mounts and holders while providing safety and security for occupants and cargo. Includes header panels for standard and high-roof vans.

MODEL	DESCRIPTION	WEIGHT
96141-3-01	Bulkhead • Ram ProMaster • Window	105 lbs.
96142-3-01	Bulkhead • Ram ProMaster • Screen	105 lbs.
96901-3-01	Hinge Kit converts bulkhead to swinging door with lockable latch	4 lbs.
96903-3-01	Solid panel adapter kit for all full and high-roof bulkheads	10 lbs.



Model 96142-3-01 ▲

Model 96141-3-01 ▲

STEEL BULKHEAD ACCESSORIES

STEEL BULKHEAD SWING DOOR CONVERSION KIT

Convert the center panel of a full-size van bulkhead into a swinging door with the Model 96901-3-01 Swing Door Conversion Kit. This kit includes hinges and a door handle with a lock.

This kit is compatible with Models 96101-3-01, 96102-3-01, 96121-3-01, 96141-3-01, 96142-3-01, 96201-3-01, 96301-3-01, 96301-3-01D, 96302-3-01, 96302-3-01D, 96311-3-01, 96311-3-01D, 96312-3-01, 96312-3-01D, 96321-3-01, 96321-3-01D, 96322-3-01, and 96322-3-01D van bulkheads.

MODEL	DESCRIPTION	WEIGHT
96901-3-01	Swing Door Conversion Kit • Steel Bulkhead • Full-Size Vans	3 lbs.



Model 96901-3-01 ▲

REDZONE ACCESSORIES FOR THE BULKHEAD

BULKHEAD ACCESSORIES*

WEATHER GUARD® Bulkhead Accessories let you create a custom storage solution that securely organizes the items you need to locate quickly and easily.

	MODEL	DESCRIPTION	WEIGHT
1	9879-7-01	Tool Organizer	3 lbs.
2	8875	Hard Hat Bracket	2 lbs.
3	8866	Fire Extinguisher	6 lbs.
4	8877-3	Practice Holder	4 lbs.
-	9876-3-01	First Aid Kit Holder	1.4 lbs.

Check out REDZONE Accessories starting on page 27 for more details






SHELVING



ADJUSTABLE SHELVING

Durable, professional grade **WEATHER GUARD®** Van Shelving takes it to the max! Maximum customization and capacity, for maximum productivity. Shelves can be adjusted quickly without removing them from the van. Assembly and installation is faster and easier than before. Customize your storage solution with shelving accessories starting on [page 26](#).



TAPERED END PANEL CLOSER FIT

For more working space inside the van



DEEP FULLY HEMMED SHELVES

Sized for tools, equipment, and other materials

EASY TO CUSTOMIZE

With pre-punched mounting holes for **WEATHER GUARD** accessories and cabinets

EASY TO ASSEMBLE AND INSTALL

With captive nuts on each shelf and complete installation hardware

ADJUSTABLE DIVIDERS

Includes pack of four adjustable dividers for each shelf

PUNCHED SHELVES

For easier installation of accessory cabinets

FRONT FLOOR CLEARANCE (16" SHELVES only)

For material storage. Fits **PACK RAT®** Drawer Units

UNMATCHED DURABILITY

Achieved with heavy duty 18-gauge steel construction

FLAT FRONTS

On 13½" deep adjustable shelves. Mount doors and accessories at floor level

SHELF UNITS

Ships complete in one carton

MODEL	DEPTH	HEIGHT	WIDTH	SHELVES	DIVIDERS	WEIGHT
9333-3-03	13½"	34"	36"	2	8	48 lbs.
9334-3-03	13½"	34"	42"	2	8	48 lbs.
9335-3-03	13½"	34"	52"	2	8	72 lbs.
9336-3-03	13½"	34"	60"	2	8	70 lbs.
9352-3-03	13½"	44"	28"	3	12	50 lbs.
9353-3-03	13½"	44"	36"	3	12	53 lbs.
9354-3-03	13½"	44"	42"	3	12	57 lbs.
9355-3-03	13½"	44"	52"	3	12	66 lbs.
9356-3-03	13½"	44"	60"	3	12	73 lbs.
9373-3-03	13½"	60"	36"	4	16	76 lbs.
9374-3-03	13½"	60"	42"	4	16	94 lbs.
9375-3-03	13½"	60"	52"	4	16	110 lbs.
9376-3-03	13½"	60"	60"	4	16	136 lbs.
9343-3-03	16"	44"	36"	3	12	74 lbs.
9344-3-03	16"	44"	42"	3	12	80 lbs.
9345-3-03	16"	44"	52"	3	12	85 lbs.
9346-3-03	16"	44"	60"	3	12	104 lbs.
9363-3-03	16"	60"	36"	4	16	92 lbs.
9364-3-03	16"	60"	42"	4	16	94 lbs.
9365-3-03	16"	60"	52"	4	16	110 lbs.
9366-3-03	16"	60"	60"	4	16	136 lbs.

MOUNTING KITS AND SHELF COMPONENTS



- Unique 4-way stop combines mounting straps with steel brackets to resist front-to-back and side-to-side movement when driving
- Secure installation — extruded aluminum upper mounting rail and steel brackets spread shelf load across van wall
- Easily position and install shelves with patent-pending twist-in plate mounting system
- Open Floor Mounting — no floor rail to interfere with storing wide or bulky items under the bottom shelf
- Compatible with OEM wall liners

FULL-SIZE VAN SHELF MOUNTING KITS

Mounting kits include upper rails, mounting plates and hardware for two shelf units on driver side (three shelf units for extended vans) and one shelf on passenger side.

MODEL	MODEL	DESCRIPTION	WEIGHT
975101-3-01	Ford Transit	130" WB low-roof	30 lbs.
975102-3-01	Ford Transit	148" WB low-roof	32 lbs.
975103-3-01	Ford Transit	130" WB mid-roof	19 lbs.
975104-3-01	Ford Transit	148" WB mid/high-roof	19 lbs.
975105-3-01	Ford Transit	148" XWB high-roof	23 lbs.
975201-3-01	RAM ProMaster	118" WB low-roof	18 lbs.
975202-3-01	RAM ProMaster	136" WB low/high-roof	17 lbs.
975203-3-01	RAM Promaster	159" WB high-roof	19 lbs.
975204-3-01	RAM Promaster	159" XWB high-roof	27 lbs.
975301-3-01	Mercedes Sprinter	144" WB low/high-roof	19 lbs.
975302-3-01	Mercedes Sprinter	170" WB high-roof	25 lbs.
975401-3-01	Express/Savana	135" WB low-roof	18 lbs.
975402-3-01	Express/Savana	155" WB low-roof	20 lbs.

DIVIDER SETS

Keep things on the shelf in place.

MODEL	HEIGHT	WIDTH	DIVIDERS	WEIGHT
9820	2"	10"	4	2 lbs.
9825	2"	13½"	4	2 lbs.
9826	2"	16"	4	2 lbs.
9825T	6"	13½"	4	3 lbs.
9826T	6"	16"	4	4 lbs.

EXTRA SHELVES

Includes one set of dividers.

MODEL	HEIGHT	WIDTH	DEPTH	WEIGHT
9122-3-01	2"	28"	10½"	14 lbs.
9123-3-01	2"	36"	10½"	14 lbs.
9124-3-01	2"	42"	10½"	18 lbs.
9125-3-01	2"	52"	10½"	22 lbs.
9126-3-01	2"	60"	10½"	26 lbs.
9142-3-01	2"	28"	13½"	14 lbs.
9143-3-01	2"	36"	13½"	14 lbs.
9144-3-01	2"	42"	13½"	18 lbs.
9145-3-01	2"	52"	13½"	22 lbs.
9146-3-01	2"	60"	13½"	26 lbs.
9163-3-01	2"	36"	16"	14 lbs.
9164-3-01	2"	42"	16"	18 lbs.
9165-3-01	2"	52"	16"	22 lbs.
9166-3-01	2"	60"	16"	26 lbs.

SHELF CENTER SUPPORT

Increase shelf load capacity with a set of center supports. One support included with each 60" wide shelf set.

MODEL	HEIGHT	WIDTH	DEPTH	WEIGHT
9740-3-01	44"	1.2"	1.2"	9 lbs.
9760-3-01	60"	1.2"	1.2"	9 lbs.




SHELVING ACCESSORIES

A DIVIDER SETS *Keep things on the shelf in place*

MODEL	HEIGHT	SHELF DEPTH	DIVIDERS	WEIGHT
9820	2"	10"	4	2 lbs.
9825	2"	13½"	4	2 lbs.
9826	2"	16"	4	2 lbs.
9825T	6"	13½"	4	3 lbs.
9826T	6"	16"	4	4 lbs.

B BIN SETS *Sturdy plastic bins to compliment your shelving*



	MODEL	HEIGHT	WIDTH	DEPTH	BINS	WEIGHT
K	9854-7-01	5"	5½"	14¾"	9	1 lb.
L	9855-7-01	7"	8¼"	14¾"	6	1 lb.
M	9856-7-01	7"	16½"	14¾"	3	1 lb.
-	9858-7-01	5"	5½"	10¾"	9	8 lbs.
N	9859-7-01	7"	8¼"	10¾"	6	8 lbs.


C SHELF DOORS *with high-security D-handle lock*

MODEL	HEIGHT	SHELF WIDTH	WEIGHT
9502-3-01	11"	28"	10 lbs.
9503-3-01	11"	36"	13 lbs.
9504-3-01	11"	42"	17 lbs.
9505-3-01	11"	52"	21 lbs.
9506-3-01	11"	60"	25 lbs.

LIGHT WEIGHT SHELF BACK PANELS *(not shown)*

Use with shelf doors to turn a shelf into a cabinet

MODEL	HEIGHT	SHELF WIDTH	WEIGHT
9602-3-02	7¾"	28"	2 lbs.
9603-3-02	7¾"	36"	2 lbs.
9604-3-02	7¾"	42"	3 lbs.
9605-3-02	7¾"	52"	4 lbs.
9606-3-02	7¾"	60"	5 lbs.
9602-3-01	14½"	28"	4 lbs.
9603-3-01	14½"	36"	4 lbs.
9604-3-01	14½"	42"	6 lbs.
9605-3-01	14½"	52"	8 lbs.
9606-3-01	14½"	60"	10 lbs.



D RETAINER LIPS *Keeps items in place under shelf units*

MODEL	HEIGHT	SHELF WIDTH	DEPTH	WEIGHT
9702-3-02	1½"	28"	1½"	1 lb.
9703-3-02	1½"	36"	1½"	1 lb.
9704-3-02	1½"	42"	1½"	1 lb.
9705-3-02	1½"	52"	1½"	2 lbs.
9706-3-02	1½"	60"	1½"	2 lbs.

MISCELLANEOUS *End panel and shelf*



	MODEL	DESCRIPTION	WEIGHT
E	8866	Fire Extinguisher	6 lbs.
F	8875	Hard Hat Bracket	2 lbs.
G	8841	Shelf Mat • 13½" Deep Shelves	1 lb.
H	9832	Shelf Mat • 10½" Deep Shelves	1 lb.
I	9836	Shelf Mat • 16" Deep Shelves	1 lb.
J	9880-3-01	Literature Holder • 6 Compartment	11 lbs.

REDZONE ACCESSORIES

Looking for parts and supplies won't slow you down with new and re-engineered REDZONE van storage accessories. Organizers and holders keep frequently used items in easy reach for maximum productivity. Tool cabinets, parts bin boxes and locking storage keep small components organized.

CUSTOMIZED ORGANIZATION
For supplies and tools

HEAVY DUTY 18 GAUGE STEEL CONSTRUCTION
Makes for tough, long lasting accessories

POWDER COAT FINISH
Provides durability

EASY TO INSTALL
To shelf end panels, bulkheads and door



BUCKET AND TANK HOLDERS



HOOKS AND BRACKETS



HANDLES



REDZONE ACCESSORIES

	MODEL	DESCRIPTION	HEIGHT	WIDTH	DEPTH	WEIGHT
1	9874-7-01	Can Organizer	9.8"	12"	4"	3 lbs.
2	9879-7-01	Tool Organizer	5½"	15"	4"	3 lbs.
3	9881-7-01	Caulk Tube Tray	7½"	13½"	7½"	4¼ lbs.
4	9882-7-01	Wire Spool Holder End Mount	26"	14"	6"	12 lbs.
5	9883-7-01	Large Parts Bin	11"	13"	7"	10 lbs.
6	9884-7-01	Medium Parts Bin	6½"	13"	7"	8 lbs.
7	9885-7-01	5 Gallon Bucket Holder	6¼"	11¼"	11¼"	8 lbs.
8	9886-7-01	30# Refrigerant Tank Holder	10¾"	9¾"	9¾"	9 lbs.
9	9887-7-01	Ladder Holder	4"	1½"	3½"	¼ lb.
10	9891-7-01	Large Hook (5" Diameter)	8"	1¼"	5"	½ lb.
11	9892-7-01	2 Hook Holder (5" Diameter)	8"	9"	5"	½ lb.
12	9893-7-01	3 Hook Cord or Tool Holder	5¼"	9"	4½"	½ lb.
13	9894-7-01	Van Grab Handle • Small	14.4"	1.6"	2.9"	1 lb.
14	9895-7-01	Van Grab Handle • Large	26.2"	1.6"	2.9"	1 ½ lb.

EZ-CUBE WELDED SHELVING

Heavy-duty van storage made easy. Our fully arc-welded **WEATHER GUARD®** EZ-Cube Shelving is pre-assembled and ready to install. Pre-punched shelves allow for quick installation of cabinets, bin dividers or accessory doors. Heavy-gauge steel construction with our signature bright white powder coat ensure years of durability, and a professional appearance.

TAPERED END PANEL DESIGN

Allows a close fit to the van wall and additional cargo space in the middle of the van

FULLY ARC WELDED

For durable construction and no assembly

HEMMED SHELVES

Provide extra strength and a lip in front of the shelf for load retention

BOTTOM SHELF IS PRE-PUNCHED

For EZ installation of accessory cabinets

MIDDLE TWO SHELVES ARE PRE-PUNCHED

For EZ Bin Dividers

BOTTOM RETAINER LIP

Made of durable, heavy gauge steel

EZ SHELF DOORS

Turns bottom shelf into a cabinet



EZ Bin Dividers mount to two middle shelves

EZ-CUBE FOR FULL-SIZE VANS

MODEL	SHELVES	HEIGHT	WIDTH	TOP DEPTH	BOTTOM DEPTH	WEIGHT
9400-3-01	4	43¾"	42"	11¼"	13¾"	76 lbs.
9452-3-01	4	43¾"	51"	11¼"	13¾"	90 lbs.



ACCESSORIES FOR EZ-CUBE SHELVING

MODEL	DESCRIPTION	WEIGHT
8401-3-01	EZ Bin Dividers (8)	18 lbs.
8841	EZ Shelf Mat (trim to fit)	1 lb.
8502-3-01	EZ Shelf Door • 42" Wide X 10" High	17 lbs.
8503-3-01	EZ Shelf Door • 51" Wide X 10" High	20 lbs.

WHEEL WELL BASE CABINET

Designed to fit over the wheel well and provide a flat, sturdy foundation for Shelf Units, Parts Cabinets, or Drawer Units.

MODEL	HEIGHT	WIDTH	DEPTH	WEIGHT
9444-3-01	13¾"	42¾"	15"	49 lbs.






SPECIALTY STORAGE



CENTER CONSOLE

Rethought and repurposed. Not a file box, but a between-seat center console! Plenty of room for your laptop and hanging files. Handy clip board on lid and extra storage for personal items. Power Pass[®] electrical pass-thru grommet lets you keep everything charged while you're on the road. Our D-Handle lock keeps everything safe when you're on the job. Easy to release interior latch lets you take it when you need it. Use Model 9010-3-01 for Ford Transit, Ram ProMaster[®] vans and Model 9012-3-01 for Sprinter, GM and Ford E-Series vans.



WD HIDDEN LATCH TO BASE

Means only you can remove it from your vehicle

POWER PASS[®] ELECTRICAL PASS-THRU GROMMET

Allows you to charge items within the box

SIMPLIFIED INSTALLATION

Gets you back on the job quickly

SECURE D HANDLE LOCKS

Single point latching for theft-resistance

RAISED MOUNTING BASE FOR 6" FLOOR CLEARANCE

With tamper-resistant Torx[®] head mounting bolts

A CENTER CONSOLE FOR FORD TRANSIT AND RAM PROMASTER[®]

Model	Storage Height	Width	Depth	Weight
9010-3-01	18"	7½"	20"	30 lbs.

B CENTER CONSOLE FOR SPRINTER, EXPRESS, SAVANA AND E-SERIES

Model	Storage Height	Width	Depth	Weight
9012-3-01	12"	13"	20"	30 lbs.



▲ Model 9045-3-03

STEP 1 SELECT INDIVIDUAL SHELVING UNIT TO FIT YOUR VAN

Check out Shelf Units on [page 23](#) for more details.



▲ Model 9344-3-03



▲ Model 9364-3-03

Add extra security and theft-resistance for valuable tools and equipment with **WEATHER GUARD®** secure storage shelf units. Multiple door and drawer modules easily assemble into **WEATHER GUARD** Shelving.

HIGH SECURITY

Securely store tools and materials with our heavy duty locking mechanism. Latch-operated drawers stay closed when the vehicle is in motion.

FUNCTIONALITY

Our largest drawers for maximum storage capacity.

CUSTOMIZATION

Allows placement that best suits your needs with our stackable secure storage modules.

FAST AND EASY ASSEMBLY

16" deep cabinet easily installs on 16" deep shelving. Designed to seamlessly fit 42" wide shelves.

* Shelving Unit Sold Separately



STEP 2 SELECT THE STORAGE MODULE TO FIT YOUR NEEDS



▲ Model 9045-3-03



▲ Model 902-3-01



▲ Model 903-3-01

SECURE STORAGE MODULES

Storage Module Only (For 42" Wide Shelf Units Order Separately)

MODEL	DESCRIPTION	WEIGHT
902-3-01	Secure Storage Module • 2 Drawer	38 lbs.
903-3-01	Secure Storage Module • 3 Drawer	44 lbs.
9045-3-03	Secure Storage Module • 5 Drawer	82 lbs.

CABINETS

High quality, durable Drawer Cabinets feature latches for each drawer, smooth ball-bearing rollers and secure locks. Bin Cabinets feature hook and loop fasteners to securely hold bins in place.



MECHANICS GRADE TOOL CABINETS

High quality and durable mechanics grade tool cabinets for your van feature easy-to-grip handles and smooth ball-bearing rollers.

	MODEL	DRAWERS	HEIGHT	WIDTH	DEPTH	WEIGHT
1	9912-3-02*	2	12"	16"	14"	26 lbs.
2	9914-3-02*	4	12"	16"	14"	32 lbs.
3	9924-3-02*	4	24"	16"	14"	48 lbs.
4	9928-3-02	8	24"	16"	14"	60 lbs.
5	9984-3-01	4	24"	18"	14"	53 lbs.
6	9988-3-01	8	24"	18"	14"	60 lbs.

* Order Mounting Kit 9994 for secure assembly to shelf

DRAWER DIVIDER SETS

MODEL	DESCRIPTION	WEIGHT
9822-3-01	Divider Kit • 2" Shallow Drawers	2 lbs.
9824-3-01	Divider Kit • 4" Deep Drawers	2 lbs.

Keep shelf facing up with the Cabinet Mounting Spacer Kit Model 9994.



Invert shelf when assembling it and mount cabinet directly to shelf.

CABINET ACCESSORY MOUNTING

MODEL	DESCRIPTION	WEIGHT
9994	Cabinet Mounting Spacer Kit • 13½" and 16" Deep Shelves	1 lb.

STACKABLE LOCKING STORAGE CABINETS

Great for securing electronics or expensive equipment. Our new locking storage cabinets feature secure locking D-Handles and reversible doors.

	MODEL	SHELVES	HEIGHT	WIDTH	DEPTH	WEIGHT
1	9020-3-01	N/A	22"	18"	16"	25 lbs.
2	9021-3-01*	2	22"	18"	16"	35 lbs.

*Removable Shelves



SMALL PARTS STORAGE



SMALL PARTS STORAGE


Fits on all 13.5" and 16" deep **WEATHER GUARD®** shelves for unlimited placement. Includes easy alignment connecting straps for simple assembly.

	MODEL	DESCRIPTION	HEIGHT	WIDTH	DEPTH	WEIGHT
1	9909-3-02	Parts Cabinet • 9 bin	12"	17"	11¾"	28 lbs.
2	9918-3-03	Parts Cabinet • 18 bin	12"	32½"	11¾"	54 lbs.
3	9960-3-01	Three Shelf, Stackable Cabinet with Three (3) Small Parts Organizer Cases (9961-9-01)	16.9"	18.6"	15.2"	30 lbs.
4	9961-9-01	Small Parts Organizer Case	6.3"	18.1"	15.3"	1 lb
5	9962-3-01*	Two Shelf, Stackable Cabinet	16.9"	18.6"	15.2"	27 lbs.
6	9963-3-01	Under-Shelf/End Panel Bracket with Small Parts Organizer Case (9961-9-01)	6.3"	18.1"	15.3"	9 lbs.

* 6 Bin Small Set fits inside this cabinet model

FLOOR STORAGE — PACK RAT® DRAWER UNITS

Have your equipment waiting for you as soon as you open the door. These heavy-duty pull-out drawer units can be mounted inside the side or rear door openings. They offer easy access to hundreds of pounds of tools and supplies, while leaving floor space open for hauling materials or moving in and out of the vehicle.



ANTI-SKID STRIPS

Provide traction for wet and muddy boots



POWER PASS® ELECTRICAL PASS-THRU

Grommet for easy for tool charging



ONE TOUCH LATCH

Red pushbutton allows for one hand operation

Drawer Compartment
14 1/2" H x 11 3/4" W x 39" L

HEAVY GAUGE ALUMINUM

Strong, but light, with a 225 pound load rating

Model 310-3-01 ▶

SMOOTH ROLLING DRAWER

For easy access and organization

EASY MAINTENANCE

Removable drawers to clean, lubricate and service

TOOL DRAWER

MODEL	HEIGHT	WIDTH	DEPTH	COMPARTMENTS	WEIGHT
310-3-01	17 3/4"	12 1/4"	42"	1	56 lbs.

14-GAUGE STEEL

on top and sides allows for a 750 lb. load rating when evenly distributed on top of unit

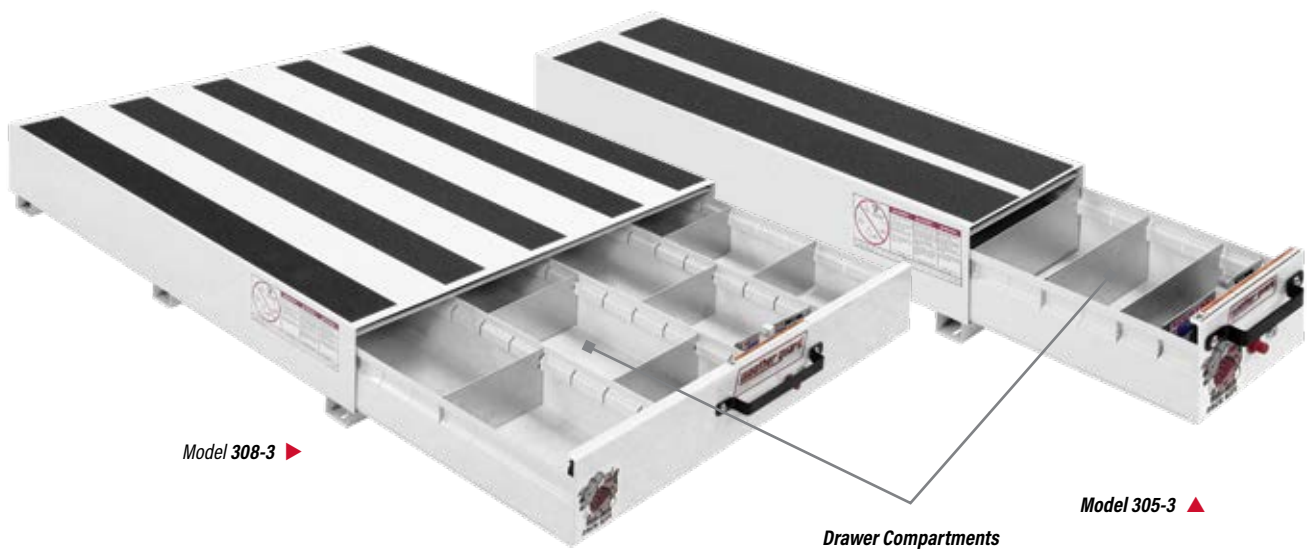
12-GAUGE STEEL SKIDS

and full width ribs underneath and inside the unit add extra strength

SMOOTH ROLLING DRAWER

provides trouble free operation and handles up to 425 lbs. of equipment





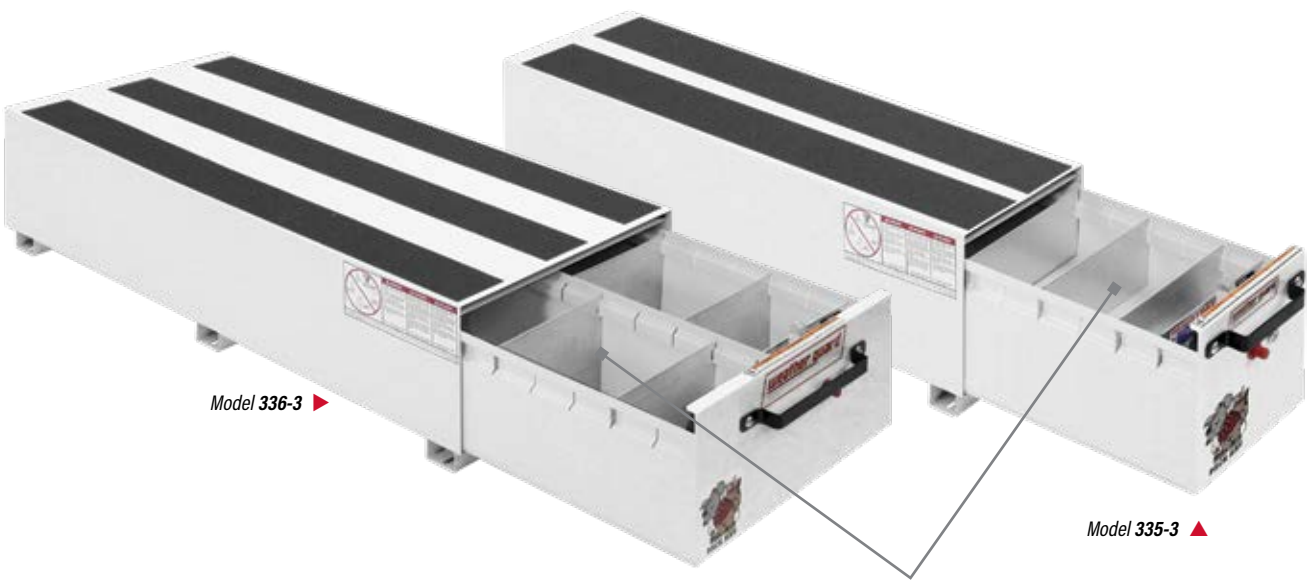
Model 308-3 ▶

Model 305-3 ▲

Drawer Compartments
5" H x 9 3/4" W x 45" L

9 1/2" HIGH X 48" LONG DRAWER UNITS

MODEL	WIDTH	COMPARTMENTS	DIVIDERS	WEIGHT
305-3	10 1/4"	1	6	106 lbs.
306-3	20"	2	12	179 lbs.
307-3	30"	3	18	247 lbs.
308-3 (white)	39 1/4"	4	24	322 lbs.
308-5 (black)	39 1/4"	4	24	322 lbs.



Model 336-3 ▶

Model 335-3 ▲

Drawer Compartments
8 1/2" H x 9 3/4" W x 45" L

13" HIGH X 48" LONG DRAWER UNITS

MODEL	WIDTH	COMPARTMENTS	DIVIDERS	WEIGHT
335-3	10 1/4"	1	6	130 lbs.
336-3	20"	2	12	210 lbs.
337-3	30"	3	18	294 lbs.
338-3 (white)	39 1/4"	4	24	383 lbs.
338-5 (black)	39 1/4"	4	24	383 lbs.

FLOOR STORAGE — ITEMIZER® DRAWER UNITS

This exclusive, lightweight aluminum storage solution conveniently increases your storage space by placing small equipment at your fingertips without the need to crawl inside the van. Drawer dividers provide an extensive array of organizing options. Itemizers are intended for use inside the van only.

LIGHTWEIGHT ALUMINUM DRAWERS

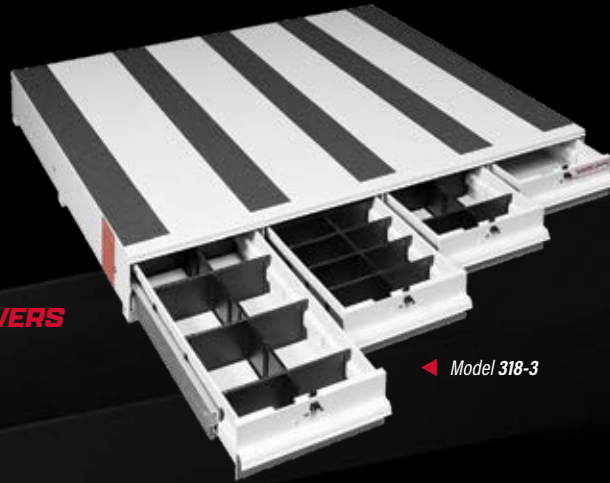
Carry up to 75 lbs. of equipment each

UNITS CAN BE STACKED

As needed for additional storage

ROLLER MOUNTED DRAWERS

Glide open to full extension



◀ Model 318-3

ADJUSTABLE DRAWER DIVIDERS

Offer greater flexibility

ANTI-SKID STRIPS

Provides traction for wet and muddy boots

LOCK MOUNT


Provided for installation of optional camlock

▼ Model 314-3
1 Drawer

▼ Model 316-3
2 Drawer Lateral

▼ Model 317-3
3 Drawer Lateral

▼ Model 318-3
4 Drawer Lateral



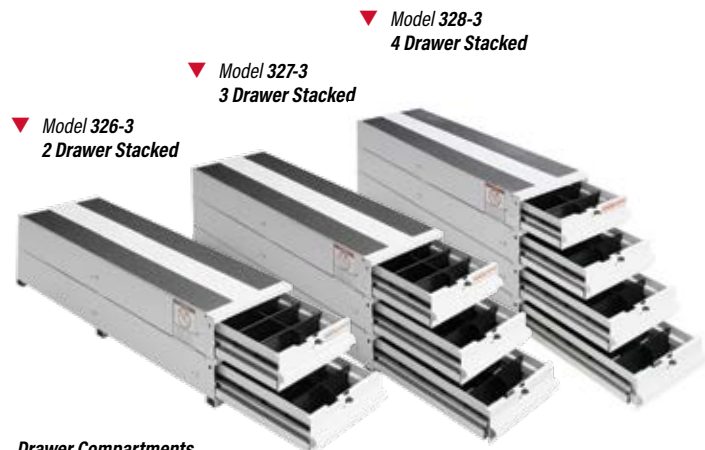
Drawer Compartments
4¼" H x 10½" W x 46½" L

LATERAL DRAWER UNITS

MODEL	DRAWERS	HEIGHT	WIDTH	DEPTH	WEIGHT
314-3	1	6¾"	12¼"	49"	26 lbs.
316-3	2 Lateral	6¾"	24"	49"	55 lbs.
317-3	3 Lateral	6¾"	36"	49"	85 lbs.
318-3	4 Lateral	6¾"	48"	49"	110 lbs.

STACKED DRAWER UNITS

MODEL	DRAWERS	HEIGHT	WIDTH	DEPTH	WEIGHT
326-3	2 Stacked	12¼"	12¼"	49"	48 lbs.
327-3	3 Stacked	17¾"	12¼"	49"	71 lbs.
328-3	4 Stacked	23½"	12¼"	49"	92 lbs.



Drawer Compartments
4¼" H x 10½" W x 46½" L

TANK HOLDERS



You're a professional, a specialist. You need specific equipment to keep at the top of your game. **WEATHER GUARD®** Van Solutions has what you need. Tank and cable racks, and catalog file units.

FLOOR MOUNTED ACCESSORIES

	MODEL	DESCRIPTION	HEIGHT	WIDTH	DEPTH	WEIGHT
1	9861-3-01	Cable Spool Holder	42½"	19¼"	16¼"	37 lbs.
2	9862-3-01	Refrigerant Tank Rack • 50 lb. (3x)	45½"	15½"	8"	31 lbs.
3	9863-3-01	Refrigerant Tank Rack • 30 lb. (2x), 50 lb. (1x)	40"	15½"	8"	27 lbs.
4	9864-3-01	Refrigerant Tank Rack • 30 lb. (4x)	48½"	13"	8"	31 lbs.
5	9860-3-01	Catalog File Unit	36"	6"	12"	16 lbs.

DOOR STORAGE



These door organizers keep tools and supplies close by. No digging around inside the van for those items used on every job. Durable steel trays and lids keep everything in place while driving. Adjustable dividers let you customize. You not only build or repair, but educate and inform customers. Catalog and literature holders keep information at hand for your customers or crews.

DOOR TRAYS AND LITERATURE HOLDERS

	MODEL	HEIGHT	WIDTH	DEPTH	WEIGHT
1	9871-3-01	21¾"	20¼"	4¾"	19 lbs.
2	9872-3-01	21¾"	20¼"	4¾"	18 lbs.
3	9880-3-01	16"	13"	5"	11 lbs.



ROOF RACKS



DROP-DOWN LADDER RACK

EZGLIDE2™

EASIEST TO OPERATE

50% less effort to operate than competitor drop-down ladder racks, reducing strain on the operator

LIGHTEST WEIGHT

Drop-down ladder rack available

- Maximize fuel economy
- Maximize carrying capacity

MOST VERSATILE

- Up to 40' extension ladders
- 5'-10' stepladders
- Conduit carriers

STOW AND SECURE


Interlocking ladder supports ensure ladders stay in place when stowed

INCREASED PRODUCTIVITY

Get ladders off your van on the job faster and reduce worker fatigue and injuries



STEP 1 CHOOSE A MOUNTING KIT (Mounting Kits are not needed for Chevy Express, GMC Savana or Ford E-Series. See Step 2)



▲ Model 2102-0-01

MOUNTING CHANNEL KITS

All Mounting Channel Kits attach to factory mounting points. No drilling required. All hardware included.

MODEL	DETAILS	WEIGHT
2102-0-01	Mounting Channel Kit • Ford Transit 148" and XWB	15 lbs.
2130-0-01	Mounting Channel Kit • Ford Transit 130" WB	12 lbs.
2113-0-01	Mounting Channel Kit • Sprinter	15 lbs.
2115-0-01	Mounting Channel Kit • Ram ProMaster®	15 lbs.
2505	Service Body Kit • Knapheide, Reading and similar service bodies	9 lbs.

STEP 2 SELECT A DROP-DOWN LADDER RACK *(Single-Side Only with Crossmembers)*



Model 2291-3-01 ▶

DROP-DOWN LADDER RACK

Drop-down can mount on driver or passenger side. Rack fits 16' to 40' Extension, 5' to 10' Step and 3' to 8' Podium, evenly distributed on ladder rack. Carry ladders appropriate to the size of the vehicle.

MODEL	PRODUCT	DETAILS	WEIGHT
2291-3-01	Extended Drop-Down <i>Mid/High-Roof Vans</i>	Includes Two 70" Cross Members which can be set at 96" or 77" center to center	77 lbs.
2271-3-01	Fixed Drop-Down <i>Full-Size Vans</i>	Includes Two 70" Cross Members which can be set at 96" or 77" center to center	77 lbs.

* Mounting kit not included

OPTIONAL ADD A DROP-DOWN LADDER RACK ACCESSORY



Model 2295-3-01 ▶

Model 2277-3-01 ▶

DROP-DOWN LADDER RACK ACCESSORIES

Long ladder kits fit 16' to 40' Extension, 5' to 10' Step and 3' to 8' Podium, evenly distributed on ladder rack. Short ladder kits include a center cross member to carry shorter ladders on opposite side of rack.


MODEL	PRODUCT	DETAILS	WEIGHT
2295-3-01	Extended Drop-Down Long Ladder Kit <i>Mid/High-Roof Vans</i>	For Cross Members (not included) set at 96" or 77" center to center. <i>Installs to 2291-3-01</i>	48 lbs.
2297-3-01	Extended Drop-Down Short Ladder Kit <i>Mid/High-Roof Vans</i>	Includes 70" Cross Member which can be set at 42" center to center. <i>Installs to 2291-3-01</i>	55 lbs.
2275-3-01	Fixed Drop-Down Long Ladder Kit <i>Full-Size Vans</i>	For Cross Members (not included) set at 96" or 77" center to center. <i>Installs to 2271-3-01</i>	51 lbs.
2277-3-01	Fixed Drop-Down Short Ladder Kit <i>Full-Size Vans</i>	Includes 70" Cross Member which can be set at 42" center to center. <i>Installs to 2271-3-01</i>	57 lbs.

* Mounting kit not included

** Always properly secure ladders to the ladder rack while driving. Transporting ladders longer than the vehicle is not recommended.

ACCESSORIES

MODEL	DETAILS	WEIGHT
2501	Warning Light Holder	3 lbs.
2254D-3-01	Quick Clamp Add-On Kit • Driver Side	13 lbs.
2254P-3-01	Quick Clamp Add-On Kit • Passenger Side	13 lbs.
2070-3-01	Accessory Cross Member • Full-Size Vans 70" Wide	6 lbs.



Model 2254D-3-01 ▶
Driver Side Kit

◀ Model 2070-3-01
70" Accessory Cross Member

QUICK CLAMP ALUMINUM RACKS

Quick Clamp Aluminum Racks engineered to fit **Full-Size Vans**.
 Not recommended for vans with roof heights above 84 inches.



WEATHER GUARD® VAN SOLUTIONS TRADEMARKED RED TIPS

Show the world that you work with the highest quality equipment available

LONG LASTING DESIGN


Utilizing a 70" extruded aluminum rail and stainless steel hardware. Designed for use with **WEATHER GUARD®** mounting channel kits or gutter clamps. Gas springs with internal brass bushings prevent strip-out

ANTI-WEAR PROTECTION

On clamps helps protect ladders during transport


LADDER HOOKS

Extended and angled outward for easier ladder loading in tight places



▲ Model 234-3-03

QUICK CLAMP RACK AND ACCESSORY CROSS MEMBER



Patented Quick Clamp Rack clamping mechanism can be locked with a padlock for security.



Works with model 234-3-03 and 236-3-03 Quick Clamp Racks to accommodate short ladders and provide additional support.



QUICK CLAMP RACK FOR FULL-SIZE VANS

MODEL	DETAILS	WEIGHT
234-3-03	Quick Clamp Rack • 70" Dual	58 lbs.
236-3-03	Quick Clamp Rack • 70" Single (curb side only)	48 lbs.
223-3-03	Quick Clamp Rack • 60" Single (curb side only)	44 lbs.
224-3-03	Quick Clamp Rack • 60" Dual	54 lbs.

QUICK CLAMP RACK — FULL-SIZE ACCESSORY CROSS MEMBER

MODEL	DETAILS	WEIGHT
233-3-03	Quick Clamp Rack • 70" Accessory Cross Member	19 lbs.
225-3-03	Quick Clamp Rack • 60" Accessory Cross Member	16 lbs.


MOUNTING CHANNEL KITS

All Mounting Channel Kits attach to factory mounting points.
 No drilling required. All hardware included.

MODEL	DETAILS	WEIGHT
2102-0-01	Mounting Channel Kit • Ford Transit 148" and XWB	15 lbs.
2130-0-01	Mounting Channel Kit • Ford Transit 130" WB	12 lbs.
2113-0-01	Mounting Channel Kit • Sprinter	15 lbs.
2115-0-01	Mounting Channel Kit • Ram ProMaster®	15 lbs.
2505	Service Body Kit • Knapheide, Reading and similar service bodies	9 lbs.



◀ Model 2102-0-01



QUICK CLAMP ALUMINUM RACKS — FULL-SIZE VANS WITH SIDE GUTTERS

Our Quick Clamp Racks are engineered to make loading and unloading your ladder an easy one-person operation by leaning the front of the ladder against the front hook and swinging it up onto the rack. Close the gas spring-assisted Quick Clamp and you're ready to roll. Designed for Chevrolet Express, GMC Savana and Ford E-Series Vans.

QUICK CLAMP



Patented Quick Clamp Rack clamping mechanism can be locked with a padlock for security.

GUTTER CLAMP



Mounting leg attaches to the van with a stainless steel gutter clamp painted bright white.


ADDITIONAL SUPPORT



Center mounting leg provides additional support and stability.

LADDER HOOKS

Extended and angled outward for easier ladder loading in tight places



Works with model 234-3-01 Quick Clamp Racks to accommodate short ladders and provide additional support



WEATHER GUARD® VAN SOLUTIONS TRADEMARKED RED TIPS

Show the world that you work with the highest quality equipment available

LONG LASTING DESIGN

Utilizing a 70" extruded aluminum rail and stainless steel hardware. Designed for use with WEATHER GUARD mounting channel kits or gutter clamps. Gas springs with internal brass bushings prevent strip-out

ANTI-WEAR PROTECTION

On clamps helps protect ladders during transport

QUICK CLAMP RACK FOR FULL-SIZE VANS

MODEL	DETAILS	WEIGHT
234-3-01	Dual Clamp Rack (street side/curb side)	76 lbs.


ACCESSORY CROSS MEMBER FOR FULL-SIZE VANS

MODEL	DETAILS	WEIGHT
233-3-01	Fits Models 234-3-01, 236-3-01	21 lbs.

ALL-PURPOSE RACKS

Versatile and rugged, our All-Purpose Racks create a space for all the long equipment you need to carry. Available in aluminum, **WEATHER GUARD** Roof Racks offer a number of different mounting and accessory options.

STEP 1 CHOOSE A MOUNTING KIT (Mounting Kits are not needed for Chevy Express, GMC Savana or Ford E-Series. See Step 2)




◀ Model 2102-0-01

MOUNTING CHANNEL KITS

All Mounting Channel Kits attach to factory mounting points. No drilling required. All hardware included.

MODEL	DETAILS	WEIGHT
2102-0-01	Mounting Channel Kit • Ford Transit 148" and XWB	15 lbs.
2130-0-01	Mounting Channel Kit • Ford Transit 130" WB	12 lbs.
2113-0-01	Mounting Channel Kit • Sprinter	15 lbs.
2115-0-01	Mounting Channel Kit • Ram ProMaster®	15 lbs.
2505	Service Body Kit • Knapheide, Reading and similar service bodies	9 lbs.

STEP 2 SELECT ALL-PURPOSE RACK & ACCESSORY CROSS MEMBERS

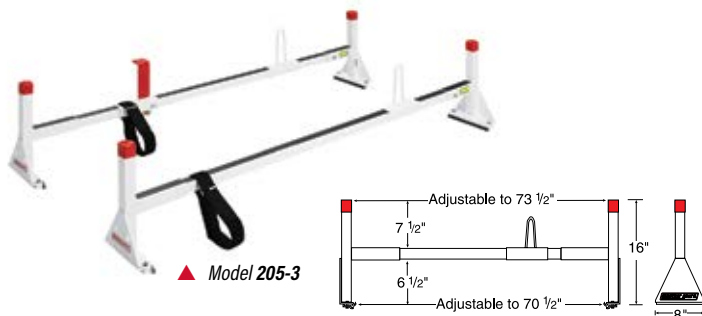


Model 209-3-03 ▲

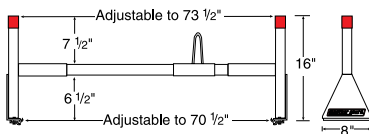
POWDER COATED ALUMINUM RACK FOR FULL-SIZE VANS

MODEL	DETAILS	WEIGHT
209-3-03	70" All-Purpose Rack	35 lbs.
2097-3-03	70" All-Purpose Accessory Cross Member	43 lbs.

Ford E-Series, Chevy Express, & GMC Savana do not require a mounting channel kit



▲ Model 205-3



POWDER COATED HEAVY DUTY STEEL RACK FOR CHEVY EXPRESS, GMC SAVANA, FORD E-SERIES

MODEL	DETAILS	WEIGHT
205-3	2 Cross Member Rack • White	42 lbs.
216-3	3 Cross Member Rack • White	62 lbs.
2056-3	Accessory Cross Member • White	23 lbs.

SAFARI ALUMINUM RACKS — FULL-SIZE VANS WITH SIDE GUTTERS

SECURES YOUR MATERIALS FOR THE LONG HAUL.



LOAD ASSIST ROLLER BAR



Protects the vehicle while simplifying loading and unloading of ladders and materials

ADJUSTABLE LADDER STOPS & TIE DOWN POINTS



Enables user to setup rack in most efficient and effective way for their use

ALUMINUM CONSTRUCTION



Corrosion-resistant aluminum design provides protection in harsh environments

A FULL-SIZE EXTENDED

B FULL-SIZE STANDARD



VAN COMPATIBILITY

MODEL	DETAILS	WEIGHT
ASRL001	Full-Size • Extended Rack	82 lbs.
ASRS001	Full-Size • Standard Rack	79 lbs.

SAFARI RACK — FULL-SIZE VANS

Excellent for hauling all types of materials, the Safari Rack easily accommodates 4-foot wide loads and distributes the weight evenly over eight cross members to protect the roof of the van. Fits GMC Savana, Chevy Express, Ford E-Series only.

FRONT & REAR CROSS MEMBERS

Extend over the ends of the van for protection when loading ladders and other long materials

ANTI-WEAR PROTECTION

On cross members helps protect ladders and building materials during transport

CROSS MEMBERS

Are constructed of 13-gauge, 1/4" x 1/4" square steel tubing and spread the load evenly to protect long, fragile materials

AIR FOIL

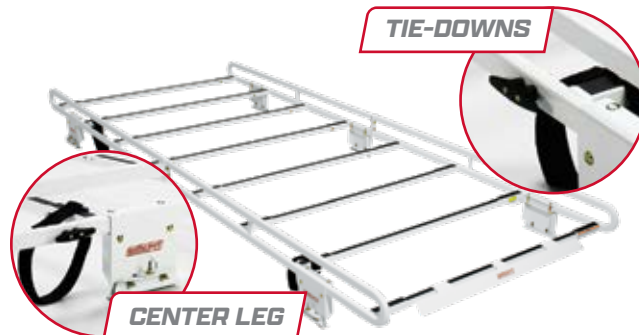
Eliminates wind noise and mounts to the front of the cross member

STAINLESS STEEL MOUNTING BRACKETS

Are extra wide for superior attachment strength to the gutter

VELCRO STRAPS

Assist in securing your ladder for transport



SAFARI RACK

MODEL	DETAILS	LENGTH	WIDTH	HEIGHT	WEIGHT
210-3	Safari Rack	140"	64"	150 3/4"	205 lbs.

For GMC Savana Chevy Express, Ford E-Series vans only.

SLIDING LADDER RACK

Our Sliding Ladder Rack provides quick and easy ladder storage inside your van, enclosed trailer or cube van. Rugged and durable, this rack fits 8-foot step, extension or multi-position ladders up to 80 lbs. mounted to the roof. Updated for easy mounting to Transit and ProMaster vans.

UNIVERSAL MOUNTING BRACKET

Adjusts to different vehicles

3-PIECE RAIL ASSEMBLY

Accepts up to an 8' ladder

NEW ROOF MOUNTING BRACKET

For Transit and ProMaster installation

ADJUSTABLE CRADLE

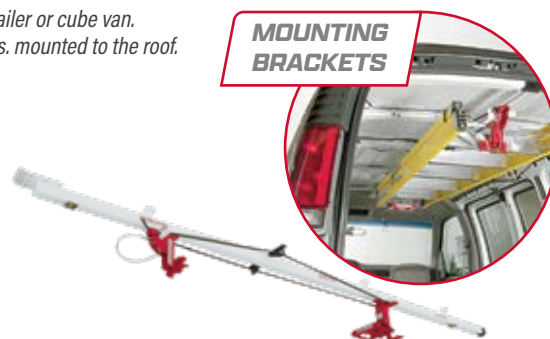
Accommodates different types of ladders

TENSION CORD GUIDE

Prevents cords from tangling

SAFETY CABLE

Secures ladder in place



SLIDING LADDER RACK

MODEL	DETAILS	LENGTH	WIDTH	HEIGHT	WEIGHT
250	Sliding Ladder Rack	46 1/2"	17"	13 3/4"	30 lbs.

CONDUIT CARRIERS

ALUMINUM CONDUIT CARRIER


Mounts to all WEATHER GUARD Ladder Racks

MODEL	DETAILS	LENGTH	WIDTH	HEIGHT	WEIGHT
237	Conduit Carrier	121 1/2"	11"	6"	40 lbs.
238	Extension	6"	11"	6"	4 lbs.

MAKE-YOUR-OWN CONDUIT CARRIER

MODEL	WEIGHT
239	4 lbs.

PVC not included. Separately purchase a section of standard 6" PVC (9ASTM D2665) plastic drain pipe. Coordinate the length of the PVC with the length of conduit you'll be carrying.



ROOF RACK FITTING GUIDE

VEHICLE TYPE MODEL YEARS	FULL-SIZE VANS							OTHER	
	LOW-ROOF				MID-/HIGH-ROOF			KUV	BOX TRUCKS/TRAILERS
	FORD TRANSIT 2015-PRESENT	FORD E-SERIES 1992 - 2013	CHEVROLET EXPRESS 1996-PRESENT	GMC SAVANA 1996-PRESENT	FORD TRANSIT 2015-PRESENT	RAM PROMASTER® 2014-PRESENT	MERCEDES SPRINTER 2007-PRESENT		
MOUNTING KITS									
2102-0-01	+	N/A	N/A	N/A	+				
2130-0-01	+	N/A	N/A	N/A	+				
2113-0-01		N/A	N/A	N/A			+		
2115-0-01		N/A	N/A	N/A		+			
2505		N/A	N/A	N/A				+	
EZGLIDE2™ DROP-DOWN LADDER RACKS									
2261-3-01									
2265-3-01									
2267-3-01									
2271-3-01	+	•	•	•					
2275-3-01	+	•	•	•					
2277-3-01	+	•	•	•					
2291-3-01					+	+	+		
2295-3-01					+	+	+	+	+
2297-3-01					+	+	+		
ALUMINUM QUICK CLAMP RACKS									
223-3-03									
224-3-03									
233-3-01		•	•	•					
234-3-01		•	•	•					
233-3-03	+								
234-3-03	+								
236-3-03	+								
ALUMINUM ALL-PURPOSE RACKS									
209-3-03	+	•	•	•	+	+	+		
2097-3-03	+	•	•	•	+	+	+		
218-3-03									
222-3-03									
STEEL ALL-PURPOSE RACKS									
205-3		•	•	•					
216-3		•	•	•					
2056-3		•	•	•					
ALUMINUM SAFARI RACK									
ASRS001	+		+	+	+	+	+		
ASRL001			+	+	+		+		
210-3		+	+	+					

- Gutter Mounted Vans do NOT require separate mounting kit for installation
- + This Van DOES require a separate mounting kit for installation
- * Use 2102-0-01 with 148" WB and 148" XWB and use 2130-0-01 with 130" WB



FITTING GUIDE

PACKAGES

BULKHEADS

SHELVING

SPECIALTY STORAGE

ROOF RACKS


ACCESSORIES

ITEM INDEX



OTHER ACCESSORIES





▲ Model 89015

▲ Model 89011

VAN FLOOR MAT

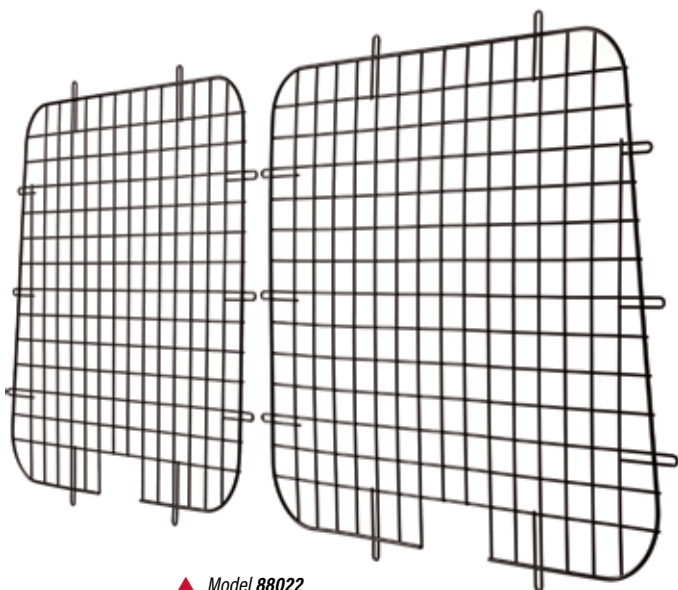
Designed to cover seating wells in the van floor.
Required when installing bulkhead units and other equipment.

MODEL	VAN TYPE	WHEELBASE	WEIGHT
89011	70" x 124" rectangular (must be cut to fit any style vans)		55 lbs.
89015	'96 & Newer GM	135"	55 lbs.
89017	'92 & Newer Ford E-Series	Standard	60 lbs.
89020	'14 & Newer Ram ProMaster®	118"	32 lbs.
89021	'14 & Newer Ram ProMaster®	136"	39 lbs.
89022	'14 & Newer Ram ProMaster®	158"	46 lbs.
89023	'14 & Newer Ram ProMaster®	158" Extended	49 lbs.
89024	'15 & Newer Ford Transit	130"	45 lbs.
89025	'15 & Newer Ford Transit	148"	50 lbs.
89026	'15 & Newer Ford Transit	148" Extended	55 lbs.

WINDOW SCREENS

Welded steel mesh screens add security for vans with windows. Black powder coat finish is durable, reduces glare and maximizes visibility through screen.

MODEL	VAN TYPE	QTY	DESCRIPTION	WEIGHT
88021	'92 & Newer Ford E-Series	2	Side Door • Hinged	8 lbs.
88022	'92 & Newer Ford E-Series	2	Rear Door • Hinged	8 lbs.
88023	'92 & Newer Ford E-Series	1	Side Door • Sliding	8 lbs.
88026	'96 & Newer Full-Size GM	2	Side Door • Sliding	8 lbs.
88027	'96 & Newer Full-Size GM	2	Side Door • Hinged	7 lbs.
88028	'96 & Newer Full-Size GM	2	Rear Door • Hinged	8 lbs.
88040	'07 & Newer Sprinter	1	Side Door	7 lbs.
88041	'07 & Newer Sprinter	2	Rear Door	9 lbs.
88050	Ram ProMaster®	2	Rear Door	9 lbs.
88051	Ram ProMaster®	1	Side Door	7 lbs.
88052	Ram ProMaster®	1	Side, Fixed	7 lbs.
88060	Ford Transit • Low-Roof	2	Rear Door	8 lbs.
88061	Ford Transit • Low-Roof	1	Side Door • Sliding	8 lbs.
88062	Ford Transit • Mid/High-Roof	2	Rear Door	9 lbs.
88063	Ford Transit • Mid/High-Roof	1	Side Door	9 lbs.
88064	Ford Transit • Low-Roof	2	Side Door • Hinged	8 lbs.



▲ Model 88022



STEEL WORK TOP

	MODEL	DESCRIPTION	HEIGHT	WIDTH	DEPTH	WEIGHT
1	8867-3-01	Steel Work Top	1½"	42"	18"	6 lbs.
2	9912-3-02	Cabinet • 2 Drawer	12"	16"	13.7"	26 lbs.
3	9914-3-02	Cabinet • 4 Drawer	12"	16"	13.7"	32 lbs.
4	9444-3-01	Wheel Well Cabinet	14"	42"	15"	9 lbs.



ITEM INDEX

MODEL	DESCRIPTION	PAGE
A		
Accessories • Van Floor Mat		
89011	70" x 124" rectangular <i>(must be cut to fit any style vans)</i>	51
89015	'96 & Newer GM	51
89017	'92 & Newer Ford E-Series	51
89020	'14 & Newer Ram ProMaster • 118" WB	51
89021	'14 & Newer Ram ProMaster • 136" WB	51
89022	'14 & Newer Ram ProMaster • 159" WB	51
89023	'14 & Newer Ram ProMaster • 159" XWB	51
89024	'15 & Newer Ford Transit • 130" WB	51
89025	'15 & Newer Ford Transit • 148" WB	51
89026	'15 & Newer Ford Transit • 148" XWB	51
Accessories • Window Screens		
88021	'92 & Newer Ford E-Series • Side Door • Hinged	51
88022	'92 & Newer Ford E-Series • Rear Door • Hinged	51
88023	'92 & Newer Ford E-Series • Side Door • Sliding	51
88026	'96 & Newer Full-Size GM • Side Door • Sliding	51
88027	'96 & Newer Full-Size GM • Side Door • Hinged	51
88028	'96 & Newer Full-Size GM • Rear Door • Hinged	51
88040	'07 & Newer Sprinter • Side Door	51
88041	'07 & Newer Sprinter • Rear Door	51
88050	Ram ProMaster • Rear Door	51
88051	Ram ProMaster • Side Door	51
88052	Ram ProMaster • Side, Fixed	51
88060	Ford Transit • Low-Roof • Rear Door	51
88061	Ford Transit • Low-Roof • Side Door • Sliding	51
88062	Ford Transit • Mid/High-Roof • Rear Door	51
88063	Ford Transit • Mid/High-Roof • Side Door	51
88064	Ford Transit • Low-Roof • Side Door • Hinged	51
Accessories • REDZONE		
9874-7-01	REDZONE • Can Organizer	27
9879-7-01	REDZONE • Tool Organizer	21, 27
9881-7-01	REDZONE • Caulk Tube Tray	27
9882-7-01	REDZONE • Wire Spool Holder End Mount	27
9883-7-01	REDZONE • Large Parts Bin	27
9884-7-01	REDZONE • Medium Parts Bin	27
9885-7-01	REDZONE • 5 Gallon Bucket Holder	27
9886-7-01	REDZONE • 30# Refrigerant Tank Holder	27
9887-7-01	REDZONE • Ladder Holder	27
9891-7-01	REDZONE • Large Hook (5" Diameter)	27
9892-7-01	REDZONE • 2 Hook Holder (5" Diameter)	27
9893-7-01	REDZONE • 3 Hook Cord or Tool Holder	27
9894-7-01	Van Grab Handle • Small	27
9895-7-01	Van Grab Handle • Large	27

MODEL	DESCRIPTION	PAGE
Accessories • Steel Work Top		
8867-3-01	Steel Work Top • 42" Width	51
9912-3-02	Cabinet • 2 Drawer • 12" x 16" x 14"	34, 51
9914-3-02	Cabinet • 4 Drawer • 12" x 16" x 14"	34, 51
9444-3-01	Wheel Well Base Cabinet • 15" x 42" x 14"	28, 51
B		
Bulkhead • Accessories		
8866	Fire Extinguisher	21, 26
8875	Hard Hat Bracket	21, 26
8877-3	Practice Holder	21
96901-3-01	Swing Door Conversion Kit	18, 20-21
96903-3-01	Solid Bulkhead Panel Adapter Kit	18, 20-21
9879-7-01	REDZONE • Tool Organizer	21, 27
Bulkhead • Composite		
96100-3-01	Bulkhead • GMC Savana/Chevrolet Express	17
96123-3-01	Bulkhead • Mercedes Sprinter • High-Roof	17
96140-3-01	Bulkhead • Ram ProMaster • Low-Roof/High-Roof	17
96141-3-01	Bulkhead • Ram ProMaster • Window	21
96142-3-01	Bulkhead • Ram ProMaster • Screen	21
96300-3-01	Bulkhead • Ford Transit • Low-Roof	17
96310-3-01	Bulkhead • Ford Transit • Mid-Roof/High-Roof Base	17
96320-3-01	Bulkhead • Ford Transit • High-Roof Header Panel <i>Requires 96310-3-01</i>	17
96906-3-01	Window Accessory • Full-Size Vans	17
96908-3-01	Dog Hatch™ Door Accessory • Full-Size Vans	17
70004R	Accessory Installation Template • Full-Size Van	17
Bulkhead • Steel		
96101-3-01	Bulkhead • Chevy/GMC/Ford E-Series • Window	18
96102-3-01	Bulkhead • Chevy/GMC/Ford E-Series • Screen	18
96121-3-01	Bulkhead • Sprinter • Window	20
96122-3-01	Bulkhead • Sprinter • Screen	20
96141-3-01	Bulkhead • Ram ProMaster • Window	21
96142-3-01	Bulkhead • Ram ProMaster • Screen	21
96301-3-01	Bulkhead • Ford Transit • Low-Roof • Window	20
96302-3-01	Bulkhead • Ford Transit • Low-Roof • Screen	20
96311-3-01	Bulkhead • Ford Transit • Mid-Roof • Window	20
96312-3-01	Bulkhead • Ford Transit • Mid-Roof • Screen	20
96321-3-01	Bulkhead • Ford Transit • High-Roof • Window	18
96322-3-01	Bulkhead • Ford Transit • High-Roof • Screen	18
96301-3-01D	Deep Bulkhead • Ford Transit • Low-Roof • Window	20
96302-3-01D	Deep Bulkhead • Ford Transit • Low-Roof • Screen	20
96311-3-01D	Deep Bulkhead • Ford Transit • Mid-Roof • Window	20
96312-3-01D	Deep Bulkhead • Ford Transit • Mid-Roof • Screen	20
96321-3-01D	Deep Bulkhead • Ford Transit • High-Roof • Window	18
96322-3-01D	Deep Bulkhead • Ford Transit • High-Roof • Screen	18
96901-3-01	Swing Door Conversion Kit	18, 20-21
96903-3-01	Solid Bulkhead Panel Adapter Kit	18, 20-21

FIND AVAILABLE PARTS UNDER THE INDIVIDUAL PRODUCTS ON WEATHERGUARD.COM

MODEL	DESCRIPTION	PAGE
C		
Cab Center Console		
9010-3-01	Cab Center Console • Ford Transit/Ram ProMaster	31
9012-3-01	Cab Center Console • Sprinter/Chevy/GMC/E-series	31
Cabinets		
9909-3-02	Parts Cabinet • 9 Bin	35
9918-3-03	Parts Cabinet • 18 Bin	35
9912-3-02	Cabinet • 2 Drawer • 12" x 16" x 14"	34, 51
9914-3-02	Cabinet • 4 Drawer • 12" x 16" x 14"	34, 51
Cable Spool Holder		
9861-3-01	Cable Spool Holder • Floor Mounted	39
Conduit Carrier		
237	Conduit Carrier (Aluminum 11')	47
238	Conduit Carrier Extension	47
239	Conduit Carrier Kit	47
D		
Drawer		
902-3-01	Secure Storage Module • 2 Drawer	33
903-3-01	Secure Storage Module • 3 Drawer	33
Drawer Divider Sets		
9822-3-01	Divider Kit • 2" Shallow Drawers	34
9824-3-01	Divider Kit • 4" Deep Drawers	34
Door Organizer		
9871-3-01	Door Organizer • 3 Closed Trays	39
9872-3-01	Door Organizer • Can and Tool Holder, 2 Trays	39
Dog Hatch™		
96908-3-01	Dog Hatch™ Door Accessory • Full-Size Vans	17
R		
Roof Rack • Drop-Down Ladder Rack		
2070-3-01	EZGLIDE2™ Accessory Cross Member • Full-Size Vans 70" Wide	42
2271-3-01	EZGLIDE2™ Drop-Down Rack • Low-Roof	42
2275-3-01	EZGLIDE2™ Long Ladder Drop-Down Kit • Dual, Low-Roof	42
2277-3-01	EZGLIDE2™ Dual Drop-Down Kit • Cross Member, Low-Roof	42
2291-3-01	EZGLIDE2™ Ext. Drop-Down Rack • Mid-Roof/High-Roof	42
2295-3-01	EZGLIDE2™ Long Ladder Ext. Dual Drop-Down Kit	42
2297-3-01	EZGLIDE2™ Ext. Dual Drop-Down Kit • Cross Member, Mid-Roof/High-Roof	42
2254D-3-01	EZGLIDE2™ Quick Clamp Add-On Kit • Driver Side	42
2254P-3-01	EZGLIDE2™ Quick Clamp Add-On Kit • Passenger Side	42
2501	Accessory Warning Light Holder	42
2505	Service Body Kit • Knapheide, Reading and similar service bodies	41, 43, 45

MODEL	DESCRIPTION	PAGE
Roof Rack • Mounting Kits		
2102-0-01	Mounting Kit • Ford Transit 148" and XWB	41, 43, 45
2130-0-01	Mounting Kit • Kit Ford Transit 130" WB	41, 43, 45
2113-0-01	Mounting Kit • Sprinter	41, 43, 45
2115-0-01	Mounting Kit • Ram ProMaster	41, 43, 45
2505	Service Body Kit • Knapheide, Reading and similar service bodies	41, 43, 45
Roof Rack • Quick Clamp Aluminum Racks		
223-3-03	Quick Clamp Rack • Full-Size • 60" Single (curb side only)	43
224-3-03	Quick Clamp Rack • Full-Size • 60" Dual	43
225-3-03	Quick Clamp Rack • 60" Accessory Cross Member	43
233-3-01	Quick Clamp Rack • 70" Accessory Cross Member	44
234-3-03	Quick Clamp Rack • Full-Size • 70" Dual	43
236-3-03	Quick Clamp Rack • Full-Size • 70" Single (curb side only)	43
2102-0-01	Mounting Kit • Ford Transit 148" and XWB	41, 43, 45
2113-0-01	Mounting Kit • Sprinter	41, 43, 45
2115-0-01	Mounting Kit • Ram ProMaster	41, 43, 45
2130-0-01	Mounting Kit • Kit Ford Transit 130" WB	41, 43, 45
2505	Service Body Kit • Knapheide, Reading and similar service bodies	41, 43, 45
Roof Rack • Quick Clamp Aluminum Racks- Full-Size Vans with Side Gutters		
233-3-01	Quick Clamp Rack • 70" Accessory Cross Member	44
234-3-03	Quick Clamp Rack • Full-Size • 70" Dual	43
Roof Rack • All-Purpose Racks		
2102-0-01	Mounting Kit • Ford Transit 148" and XWB	41, 43, 45
2113-0-01	Mounting Kit • Sprinter	41, 43, 45
2115-0-01	Mounting Kit • Ram ProMaster	41, 43, 45
2130-0-01	Mounting Kit • Kit Ford Transit 130" WB	41, 43, 45
209-3-03	70" All-Purpose Aluminum Rack • Full-Size	45
2097-3-03	70" All-Purpose Aluminum Accessory Cross Member • Full-Size	45
205-3	2 Cross Member Rack • White • Gutter Mount	45
216-3	3 Cross Member Rack • White • Gutter Mount	45
2056-3	Accessory Cross Member • White	45
Roof Rack • Safari Aluminum Racks		
ASRL001	Aluminum Safari Rack • Extended	46
ASRS001	Aluminum Safari Rack • Standard	46
210-3	Safari Rack • Gutter Mount	47
250	Sliding Ladder Rack	47

MODEL	DESCRIPTION	PAGE
S		
Shelving • Adjustable		
9333-3-03	Adjustable 2 Shelf Unit • 36" x 34" x 13½"	23
9334-3-03	Adjustable 2 Shelf Unit • 42" x 34" x 13½"	23
9335-3-03	Adjustable 2 Shelf Unit • 52" x 34" x 13½"	23
9336-3-03	Adjustable 2 Shelf Unit • 60" x 34" x 13½"	23
9343-3-03	Adjustable 3 Shelf Unit • 36" x 44" x 16"	23
9344-3-03	Adjustable 3 Shelf Unit • 42" x 44" x 16"	23
9345-3-03	Adjustable 3 Shelf Unit • 52" x 44" x 16"	23
9346-3-03	Adjustable 3 Shelf Unit • 60" x 44" x 16"	23
9352-3-03	Adjustable 3 Shelf Unit • 28" x 44" x 13½"	23
9353-3-03	Adjustable 3 Shelf Unit • 36" x 44" x 13½"	23
9354-3-03	Adjustable 3 Shelf Unit • 42" x 44" x 13½"	23
9355-3-03	Adjustable 3 Shelf Unit • 52" x 44" x 13½"	23
9356-3-03	Adjustable 3 Shelf Unit • 60" x 44" x 13½"	23
9363-3-03	Adjustable 4 Shelf Unit • 36" x 60" x 16"	23
9364-3-03	Adjustable 4 Shelf Unit • 42" x 60" x 16"	23
9365-3-03	Adjustable 4 Shelf Unit • 52" x 60" x 16"	23
9366-3-03	Adjustable 4 Shelf Unit • 60" x 60" x 16"	23
9373-3-03	Adjustable 4 Shelf Unit • 36" x 60" x 13½"	23
9374-3-03	Adjustable 4 Shelf Unit • 42" x 60" x 13½"	23
9375-3-03	Adjustable 4 Shelf Unit • 52" x 60" x 13½"	23
9376-3-03	Adjustable 4 Shelf Unit • 60" x 60" x 13½"	23
Shelving • Mounting Kits and Components		
975101-3-01	Shelf Mounting Kit • Ford Transit • 130" WB Low-Roof	24
975102-3-01	Shelf Mounting Kit • Ford Transit • 148" WB Low-Roof	24
975103-3-01	Shelf Mounting Kit • Ford Transit • 130" WB Mid-Roof	24
975104-3-01	Shelf Mounting Kit • Ford Transit • 148" WB Mid/High-Roof	24
975105-3-01	Shelf Mounting Kit • Ford Transit • 148" XWB High-Roof	24
975201-3-01	Shelf Mounting Kit • RAM ProMaster • 118" WB Low-Roof	24
975202-3-01	Shelf Mounting Kit • RAM ProMaster • 136" WB Low/High-Roof	24
975203-3-01	Shelf Mounting Kit • RAM Promaster • 159" WB High-Roof	24
975204-3-01	Shelf Mounting Kit • RAM Promaster • 159" XWB High-Roof	24
975301-3-01	Shelf Mounting Kit • Mercedes Sprinter • 144" WB Low/High-Roof	24
975302-3-01	Shelf Mounting Kit • Mercedes Sprinter • 170" WB High-Roof	24
975401-3-01	Shelf Mounting Kit • Express/Savana • 135" WB Low-Roof	24
975402-3-01	Shelf Mounting Kit • Express/Savana • 155" WB Low-Roof	24
9820	Shelf Dividers • 10" Deep	24, 26
9825	Shelf Dividers • 13½" Deep	24, 26
9826	Shelf Dividers • 16" Deep	24, 26
9825T	Shelf Dividers • 13½" Deep, 6" Tall	24, 26
9826T	Shelf Dividers • 16" Deep, 6" Tall	24, 26
9122-3-01	Accessory Shelf • 28" x 10½"	24
9123-3-01	Accessory Shelf • 36" x 10½"	24
9124-3-01	Accessory Shelf • 42" x 10½"	24
9125-3-01	Accessory Shelf • 52" x 10½"	24
9126-3-01	Accessory Shelf • 60" x 10½"	24
9142-3-01	Accessory Shelf • 28" x 13½"	24

MODEL	DESCRIPTION	PAGE
9143-3-01	Accessory Shelf • 36" x 13½"	24
9144-3-01	Accessory Shelf • 42" x 13½"	24
9145-3-01	Accessory Shelf • 52" x 13½"	24
9146-3-01	Accessory Shelf • 60" x 13½"	24
9163-3-01	Accessory Shelf • 36" x 16"	24
9164-3-01	Accessory Shelf • 42" x 16"	24
9165-3-01	Accessory Shelf • 52" x 16"	24
9166-3-01	Accessory Shelf • 60" x 16"	24
9740-3-01	Shelf Center Support • 44" High (for 60" Wide Shelves)	24
9760-3-01	Shelf Center Support • 60" High (for 60" Wide Shelves)	24
Shelving • Divider Sets		
9820	Shelf Dividers • 10" Deep	24, 26
9825	Shelf Dividers • 13½" Deep	24, 26
9826	Shelf Dividers • 16" Deep	24, 26
9825T	Shelf Dividers • 13½" Deep, 6" Tall	24, 26
9826T	Shelf Dividers • 16" Deep, 6" Tall	24, 26
Shelving • Accessories		
9502-3-01	Shelf Door • 36" Shelf Unit	26
9503-3-01	Shelf Door • 36" Shelf Unit	26
9504-3-01	Shelf Door • 42" Shelf Unit	26
9505-3-01	Shelf Door • 52" Shelf Unit	26
9506-3-01	Shelf Door • 60" Shelf Unit	26
9602-3-02	Accessory Back Panel • 28" Shelf Unit • 7¼" Tall	26
9603-3-02	Accessory Back Panel • 36" Shelf Unit • 7¼" Tall	26
9604-3-02	Accessory Back Panel • 42" Shelf Unit • 7¼" Tall	26
9605-3-02	Accessory Back Panel • 52" Shelf Unit • 7¼" Tall	26
9606-3-02	Accessory Back Panel • 60" Shelf Unit • 7¼" Tall	26
9602-3-01	Accessory Back Panel • 28" Shelf Unit • 14½" Tall	26
9603-3-01	Accessory Back Panel • 36" Shelf Unit • 14½" Tall	26
9604-3-01	Accessory Back Panel • 42" Shelf Unit • 14½" Tall	26
9605-3-01	Accessory Back Panel • 52" Shelf Unit • 14½" Tall	26
9606-3-01	Accessory Back Panel • 60" Shelf Unit • 14½" Tall	26
9702-3-02	Retainer Lip • 28" Shelf Unit	26
9703-3-02	Retainer Lip • 36" Shelf Unit	26
9704-3-02	Retainer Lip • 42" Shelf Unit	26
9705-3-02	Retainer Lip • 52" Shelf Unit	26
9706-3-02	Retainer Lip • 60" Shelf Unit	26
9820	Shelf Dividers • 10" Deep	24, 26
9825	Shelf Dividers • 13½" Deep	24, 26
9826	Shelf Dividers • 16" Deep	24, 26
9825T	Shelf Dividers • 13½" Deep, 6" Tall	24, 26
9826T	Shelf Dividers • 16" Deep, 6" Tall	24, 26
8841	Shelf Mat • 13½" Deep Shelves	26, 28
9832	Shelf Mat • 10½" Deep Shelves	26
9836	Shelf Mat • 16" Deep Shelves	26
9880-3-01	Literature Holder • 6 Compartment	26, 39
8866	Fire Extinguisher	21, 26
8875	Hard Hat Bracket	21, 26

MODEL	DESCRIPTION	PAGE
9854-7-01	REDZONE • Small • 9 Bin Set • 14¾" Depth	26
9855-7-01	REDZONE • Medium • 6 Bin Set • 14¾" Depth	26
9856-7-01	REDZONE • Large • 3 Bin Set • 14¾" Depth	26
9858-7-01	REDZONE • Small • 6 Bin Set • 10⅞" Depth"	26
9859-7-01	REDZONE • Medium • 6 Bin Set • 10⅞" Depth"	26
Shelving • EZ-Cube Welded		
8841	Shelf Mat • 13½" Deep Dhelves	26, 28
8401-3-01	EZ-Cube Dividers	28
8502-3-01	EZ-Cube Shelf Door • 42" Wide X 10" High	28
8503-3-01	EZ-Cube Shelf Door • 51" Wide X 10" High	28
9400-3-01	EZ-Cube • 42" x 42" x 14"	28
9452-3-01	EZ-Cube • 51" x 42" x 14"	28
9444-3-01	Wheel Well Cabinet • 42" x 15" x 14"	28, 51
Specialty Storage		
902-3-01	Secure Storage Module • 2 Drawer	33
903-3-01	Secure Storage Module • 3 Drawer	33
9045-3-03	Secure Storage Module • 5 Drawer	33
Storage • Cabinets		
9912-3-02	Cabinet • 2 Drawer • 12" x 16" x 14"	34, 51
9914-3-02	Cabinet • 4 Drawer • 12" x 16" x 14"	34, 51
9924-3-02	Tall Cabinet • 4 Drawer	34
9928-3-02	Tall Cabinet • 8 Drawer	34
9984-3-01	Cabinet • 4 Drawer • 24" x 18" x 14"	34
9988-3-01	Cabinet • 8 Drawer • 24" x 18" x 14"	34
9822-3-01	Divider Kit • 2" Shallow Drawers	34
9824-3-01	Divider Kit • 4" Deep Drawers	34
9020-3-01	Locking Storage Cabinet	34
9021-3-01	Locking Storage Cabinet (with Shelf)	34
9994	Cabinet Mounting Spacer Kit • 13½" and 16" Deep Shelves	34
Storage • Small Parts		
9909-3-02	Parts Cabinet • 9 bin	35
9918-3-03	Parts Cabinet • 18 bin	35
9960-3-01	Three Shelf Stackable Cabinet w/ Parts Cases	35
9961-9-01	Small Parts Organizer Case	35
9962-3-01	Two Shelf, Stackable Cabinet	35
9963-3-01	Under Shelf/End Panel Bracket	35
Storage • PACK RAT™ Tool Drawer		
310-3-01	PACK RAT® Tool Drawer Unit	36
Storage • PACK RAT® Floor Units • 9½" x 48"		
305-3	PACK RAT® Drawer Unit • 1 Compartment • 6 Dividers	37
306-3	PACK RAT® Drawer Unit • 2 Compartments • 12 Dividers	37
307-3	PACK RAT® Drawer Unit • 3 Compartments • 18 Dividers	37
308-3 (white)	PACK RAT® Drawer Unit • 4 Compartments • 24 Dividers	37
308-5 (black)	PACK RAT® Drawer Unit • 4 Compartments • 24 Dividers	37
Storage • PACK RAT® Floor Units • 13" x 48"		
335-3	PACK RAT® Drawer Unit • 1 Compartment • 6 Dividers	37
336-3	PACK RAT® Drawer Unit • 2 Compartments • 12 Dividers	37
337-3	PACK RAT® Drawer Unit • 3 Compartments • 18 Dividers	37
308-3 (white)	PACK RAT® Drawer Unit • 4 Compartments • 24 Dividers	37
308-5 (black)	PACK RAT® Drawer Unit • 4 Compartments • 24 Dividers	37

MODEL	DESCRIPTION	PAGE
Storage • ITEMIZER Floor Drawers		
314-3	ITEMIZER® Drawer Unit • Single	38
316-3	ITEMIZER® Drawer Unit • 2 Drawer • Lateral	38
317-3	ITEMIZER® Drawer Unit • 3 Drawer • Lateral	38
318-3	ITEMIZER® Drawer Unit • 4 Drawer • Lateral	38
326-3	ITEMIZER® Drawer Unit • 2 Drawer • Stacked	38
327-3	ITEMIZER® Drawer Unit • 3 Drawer • Stacked	38
328-3	ITEMIZER® Drawer Unit • 4 Drawer • Stacked	38
Storage • Other		
9860-3-01	Catalog File Unit • 6" x 36" x 12"	39
9861-3-01	Cable Spool Holder • Floor Mounted	39
9862-3-01	Refrigerant Tank Rack • 50 lb. (3x)	39
9863-3-01	Refrigerant Tank Rack • 30 lb. (2x), 50 lb. (1x)	39
9864-3-01	Refrigerant Tank Rack • 30 lb. (4x)	39
9871-3-01	Door Organizer • 3 Closed Trays	39
9872-3-01	Door Organizer • Can and Tool Holder, 2 Trays	39
9880-3-01	Literature Holder • 6 Compartment	26, 39



LIMITED LIFETIME WARRANTY

Werner Co. (the Manufacturer) warrants to the original purchaser, only, that **WEATHER GUARD**® van products (the "**WEATHER GUARD** Product") will be free from defects in material and workmanship from the date of purchase and continuing for the expected lifetime of the **WEATHER GUARD** Product. Please call our customer service department toll free at **1.800.456.7865** with any questions or comments.

For information on the **WEATHER GUARD** Van Solutions Limited Lifetime Warranty, visit WEATHERGUARD.COM

NOTICE

Any modification or unintended use of these products shall immediately void all manufacturers warranties. Manufacturer disclaims all liability for injuries to persons or property resulting from any modification to, or unintended use of these products.

DO NOT use these products for storing or transporting flammables, explosives, hazardous materials or waste, such as gasoline, solvents, gun powder, dynamite, gases or any tanks, torches or gas powered equipment. These products are intended and safe for storing and transporting small tools and other non-combustible, non-flammable materials. Any modification made to, or unintended use of, these products may create a dangerous condition causing death, serious bodily injury or property damage.

FORD, the FORD logo and FORD TRANSIT are all registered trademarks of Ford Motor Company. DODGE®, RAM® logo, RAM PRO MASTER are all registered trademarks of FCA US, LLC. CHEVROLET, The CHEVROLET Bowtie emblem logo, CHEVY, CHEVROLET EXPRESS, GMC and GMC SAVANA are all registered trademarks of General Motors, LLC. MERCEDES, The MERCEDES-BENZ logo, MERCEDES SPRINTER are all registered trademarks of Mercedes-Benz Group AG.

To order more **WEATHER GUARD** Van Solutions OEM brochures please call us at **800.456.7865**

DISTRIBUTED BY:

