

# Holman

Commercial  
Vehicle Equipment



## COMMERCIAL VEHICLE EQUIPMENT

Van Packages | Custom Upfits | Flooring | Partitions & Wing Kits  
Shelving | Ladder Racks | Additional Accessories & Equipment



Scan to:  
Find an Upfitter  
& Order Online



CONSTANTLY  
**INNOVATING**



For more than 40 years, Holman Commercial Vehicle Equipment (formerly known as Kargo Master®) has been a trusted leader in the light commercial upfitting industry, building strong partnerships founded on cohesion, reliability, and consistency. We're here to support your growth, always prioritizing long-term collaboration and success. Backed by Holman, an organization with over a century of expertise, we provide financial stability and insights that promote your growth, offering you peace of mind even in fluctuating markets.





Our diverse network of global suppliers ensures consistent product availability, minimizing disruptions to your business. Through our Urgent Upfits locations in California, we gain firsthand insights into your daily challenges and leverage this understanding to continually improve our offerings and provide effective solutions.

By partnering with us, you become a part of a robust and connected network of more than 300 Holman partners, opening opportunities for collaboration and access to potential growth in contract upfitting, maintenance, stock vehicle purchases, and more.

**We look forward to building something great together.**

## Holman's Partner Network


- **300+ Partners Across the U.S.**
- **100+ Years of Upfitting Experience**
- **3 Strategically Located Warehouses for Quick Product Delivery**

-  Holman Distribution Center
-  Urgent Upfits Location
-  Holman Upfitting Location
-  Authorized Distributor




# PLANNING YOUR UPFIT | VAN PACKAGES

Not sure where to start? Our pre-configured packages take the guesswork out of outfitting your van. Whether you need basic organization or a fully-loaded mobile workshop, we've got a package that fits your needs—and your budget. Choose your starting point, then customize from there.




## **MAX** PACKAGE

- It's everything you need for a well-equipped van! Maximum storage, maximum organization, maximum efficiency. For professionals who demand the best and want it all from day one.



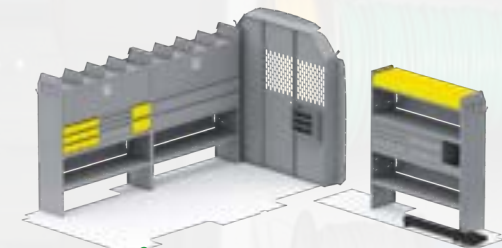
## HVAC Package

- Designed specifically for heating and cooling pros. Optimized layouts for ductwork, refrigerant tanks, and specialized tools. Get to the job site with everything organized and ready to go.



## Electrical Package

- Built for electricians who need quick access to wire spools, conduit, and hand tools. Smart storage solutions that keep your most-used items within arm's reach.



## Plumbing Package

- Purpose built for plumbers who need fast access to fittings, pipes, and tools. Built for speed and efficiency on every call, reducing trips to a workshop or supply house.



## Not sure where to start?

Scan the QR code to find a local Upfitter to help get your van upfit started.

PLAN YOUR  
CUSTOM UPFIT

# FEATURED VAN PACKAGES



**MAX PACKAGE**



**HVAC PACKAGE**



**ELECTRICAL PACKAGE**




SCAN FOR ALL  
VAN PACKAGES

# PLANNING YOUR UPFIT | CUSTOM UPFIT

Your work is unique—your van should be too. Build a custom upfit solution tailored to exactly how you work. Our modular equipment lets you mix and match components to create the perfect setup for your specific needs. No compromises, just results.



PLAN YOUR  
CUSTOM UPFIT



## STEP 1 - CARGO AREA

1. Select your flooring – Protect your investment from day one
2. Choose a partition style – Keep your cab quiet and cargo secure
3. Choose from a variety of shelving units and modules
4. Add accessories, including door kits, drawer units, etc.

## STEP 3 - ROOF & EXTERIOR

1. Determine what will be carried – Ladders, lumber, pipes, etc.
2. Choose a ladder rack that fits your loading preference
3. Complete your exterior setup with racks & exterior accessories

## STEP 2 - CAB

1. Determine what accessories you will need
2. Add interior & cabin accessories

## STEP 4 - ADDITIONAL STORAGE & ACCESSORIES

1. Determine the space needed for specialty equipment
2. Add accessories, including door kits, drawer units, etc.

# PARTITIONS

A secure and quiet ride starts with a solid partition. Holman Van Partitions separate the driver area from the cargo space, enhancing safety, reducing noise, and improving climate control. Available in steel and composite designs, they're engineered for fast installation and compatibility with seat recline, because comfort matters just as much as protection.



## STEEL PARTITIONS

### Maximum Security & Safety

- Prevents shifting tools, equipment, and heavy materials from reaching the cab

### Expanded Customization

- Optional perforated panels, sliding door kits, and accessories that mount directly for easy access

### Comfort Without Compromise

- Engineered to allow full seat travel & increased recline



## COMPOSITE PARTITIONS

### Comfort, Safety, and Security Combined

- All the security, safety, and protection without extra weight

### Superior Driver Comfort

- Increased climate, noise, odor, and debris control for a more enjoyable commute

### New Material, Same Performance

- Meets the full seat travel & recline of our steel partitions

# SHELVING

Durable, lightweight, and built for performance. Holman Van Shelving systems are designed to keep your tools, parts, and materials right where you need them. With a variety of configurations and sizes available, you can create a setup that suits your workday and maximizes your cargo space. Simple to install and built to last, our shelving supports professionals across every trade.



## STEEL SHELVING

### Holds the Heavy Stuff

- Heavy-duty construction that won't flex or warp under load, each shelf is rated for 100 lbs

### More Built-In Functionality

- Standard back panels and 2" adjustable shelf lips keep items safely secured

### Adaptable for Your Workflow

- Adjust shelf heights and accessories to your changing needs without drilling



## FOLDING SHELVING

### Last-Mile Delivery Approved

- Designed for the demands of daily multi-stop delivery routes across the country

### Payload Maximized

- Built from durable yet lightweight materials to maximize your payload, each shelf is rated for 150 lbs

### Space When You Need It

- Quickly add, remove, or adjust shelf heights for your changing needs

*All shelving is available in multiple widths to fit any van layout*