

2023



# BUYERS' GUIDE

**RANGER**<sup>TM</sup>  
DESIGN

**THE PERFECT FIT**  
FOR YOUR  
**TOUGHEST JOBS**

# **HELPING MOBILE TECHNICIANS WORK MORE EFFECTIVELY BY PROVIDING ORGANIZED STORAGE SOLUTIONS**

## **AT RANGER DESIGN, WE BELIEVE MORE IS POSSIBLE.**

We believe work vehicles and the technicians that drive them can become more organized, more efficient, more productive and more profitable. At Ranger Design we're committed to bringing you the products and services that make that possible.

More means helping you choose the right work van for your application, as well as giving you engineering support and expert advice to help design the most efficient work space in your new vehicle.

More also means getting that new van outfitted and on the road faster, so you can start using it for the reason you bought it.

We're committed to bringing you more, because we believe more is possible.

**RANGER**<sup>TM</sup>  
DESIGN

**MORE IS POSSIBLE**





## INSTALL TIMES

Install time is estimated based on the average time taken by an experienced Ranger Design installer.

## UPDATED DATA

At the moment of publication, the data included in this directory was up-to-date.

Any corrections, modifications and discontinued product occurring after publication date are reflected in our Buyers' Guide available on our website.

The digital version of all our catalogs is always updated as modifications occur during the year.

# TABLE OF CONTENTS

CHOOSE A PRODUCT LINE .....	P. 4
HOW TO BUY .....	P. 6
GETTING STARTED .....	P. 8
LAYOUT GUIDES .....	P. 10
VAN UPFIT .....	P. 22
VAN PARTITIONS .....	P. 30
VAN PACKAGES .....	P. 54
VAN SHELVING .....	P. 144
VAN DRAWERS .....	P. 164
VAN STORAGE UNITS .....	P. 174
VAN ACCESSORIES .....	P. 184
VAN ROOF RACKS .....	P. 192
INDEX .....	P. 214

# CHOOSE A PRODUCT LINE TO MATCH YOUR NEEDS

Ranger Design steel and aluminum product groups ensure that fleets of any size have the best equipment to fit their budget, trade or fuel saving targets.



Aluminum

Steel

	BENEFITS	PRODUCTS	WARRANTY
<b>WHY BUY STEEL?</b> You want better quality and price than other steel products on the market.	Tough Low cost Quiet	Shelving	10 years*
		Partitions, Drawers, Accessories	3 years*
<b>WHY BUY ALUMINUM?</b> You want the toughest, quietest product on the market. You need to optimize payload without sacrificing quality.	Toughest Lightweight Quiet	Shelving, Partitions, Drawers, Accessories, Ladder Racks	10 years* Exceptions may apply

\*Ranger Design Inc. van equipment is warranted to be free from defects in material and workmanship under normal use and service for the period indicated, from the date of the original retail purchase, when installed per Ranger Design instructions in the original vehicle. Please contact Customer Service for full warranty details. Email: [cs@rangerdesign.com](mailto:cs@rangerdesign.com)

Throughout the catalog **STEEL** products are depicted with yellow and **ALUMINUM** products with black.



**1-800-565-5321**  
7 A.M. – 8 P.M. EST

# World Class Customer Service



## Real people, ready to answer in 2 rings or less\*

We are pleased to offer an efficient, personalized service to answer all questions regarding:

- › Pricing/Quoting
- › Product install
- › Order status
- › Consultation
- › Shipment status
- › New product availability
- › Product specifications
- › Warranty claims
- › Returns/Restocking
- › Vehicle specifications

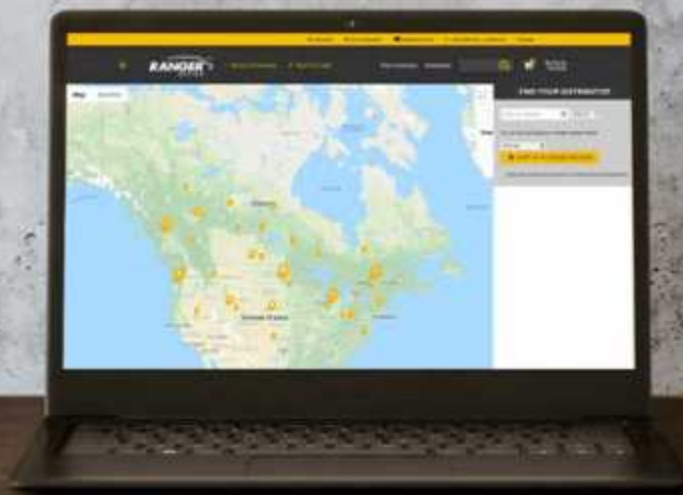
\*Call customer service and the phone will be answered in 2 rings or less. Yes, a real, live person working in one of our offices in North America is available to answer your questions. No automated attendant. No complicated phone tree and offshore service. Call us to experience the difference.

# OVER 350 DISTRIBUTORS ACROSS THE CONTINENT

	<b>Regular Order</b>	<b>QuickShip Order</b>
<b>Buy</b>	Contact one of our 350 distributors <a href="http://rangerdesign.com/find-distributor">rangerdesign.com/find-distributor</a> .	Ranger Design QuickShip service is available through your local distributor.
<b>Lead Time</b>	Orders ship from our factory within 5 business days.	Orders placed with Ranger Design before 1PM EST will ship from our factory in the next business day.



Throughout the catalog products and packages with this symbol can be ordered through our QuickShip service.





# Turn-Key Fleet Services



## Ship Through or Local Installation Across North America for all Types of Cargo Vans

We are pleased to offer an efficient, personalized service to answer all questions regarding:

### 1. Analysis

- › Cargo Needs Analysis
- › Custom 3D CAD Layouts
- › Hands-on Equipment Demo

### 2. Testing

- › Test Fitting
- › Pilot Build and Review
- › Package optimization based on technician feedback

### 3. Delivery

- › Delivery, production, installation planning and scheduling
- › Vehicle Status Tracking

### 4. Service

- › Dedicated Fleet Account Management Team
- › Ranger Design Distributor Service Support Network
- › Live Customer Service

# TAKE A FEW MINUTES TO WRITE DOWN THESE SIMPLE STEPS

## Plan your storage zones

For how long do you plan to use the vehicle?  A year  2–5 years  10 years or more (see page 4)

Will payload capacity be an issue?  Yes  No Why? \_\_\_\_\_

What type of industry are you in? \_\_\_\_\_

## What kind of partition do I need? (F zone)

Do I need to see my cargo or see out the side doors?  Yes  No

Do I need the ability to go from the cabin to the cargo area through the partition?  Yes  No

## List the equipment/products you will need to store

Place the items that you need most often in the most accessible locations.

	How often will you use this?			Zone
	Daily	Weekly	Monthly	A-B-C-D-E
_____	<input type="checkbox"/>	<input type="checkbox"/>	<input type="checkbox"/>	_____
_____	<input type="checkbox"/>	<input type="checkbox"/>	<input type="checkbox"/>	_____
_____	<input type="checkbox"/>	<input type="checkbox"/>	<input type="checkbox"/>	_____
_____	<input type="checkbox"/>	<input type="checkbox"/>	<input type="checkbox"/>	_____
_____	<input type="checkbox"/>	<input type="checkbox"/>	<input type="checkbox"/>	_____


Will I need to carry larger objects  Yes  No

## List the tools you will need to carry

Place heavy tools closest to the access doors.

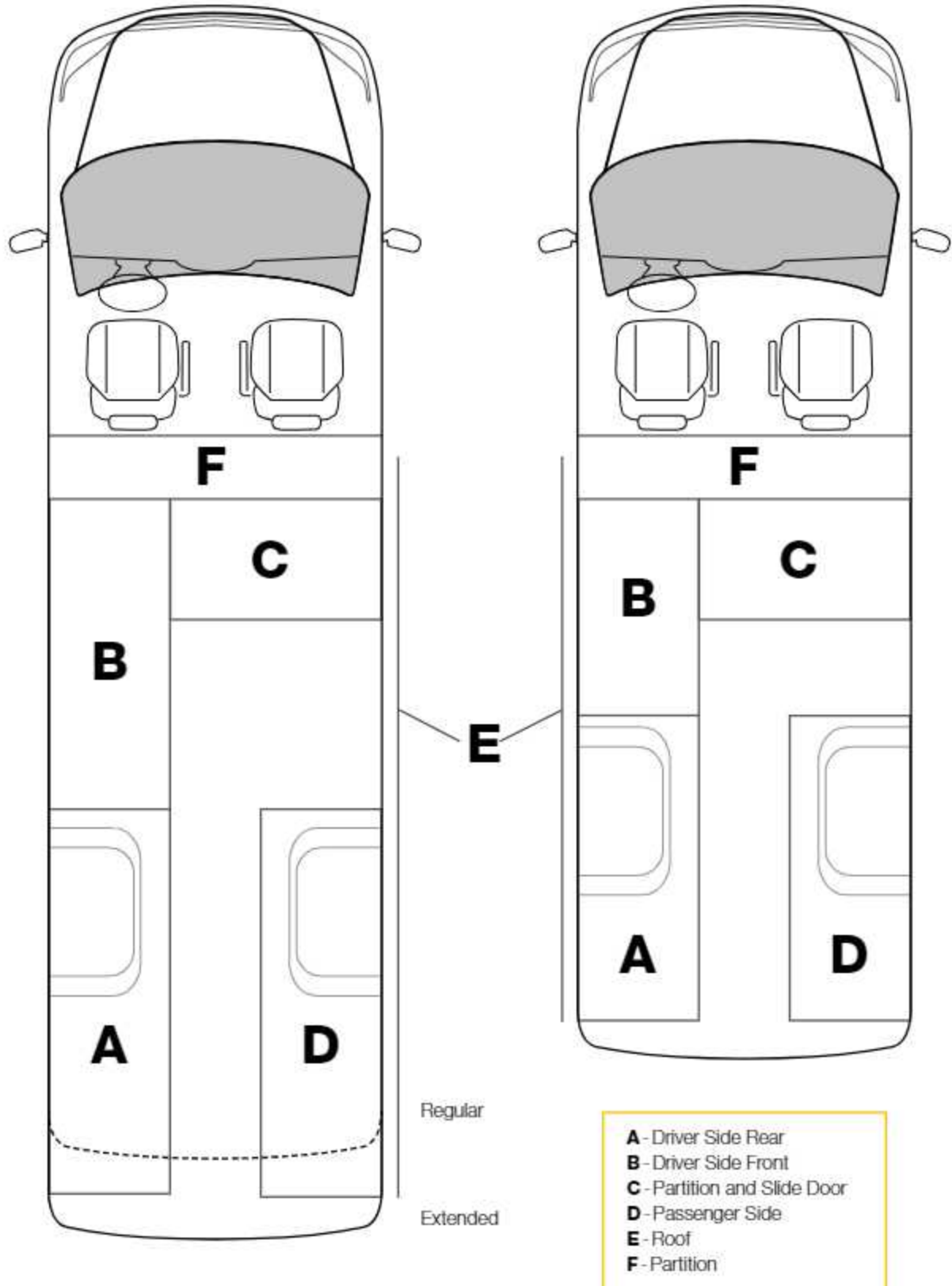
	How often will you use this?			Zone
	Daily	Weekly	Monthly	A-B-C-D-E
_____	<input type="checkbox"/>	<input type="checkbox"/>	<input type="checkbox"/>	_____
_____	<input type="checkbox"/>	<input type="checkbox"/>	<input type="checkbox"/>	_____
_____	<input type="checkbox"/>	<input type="checkbox"/>	<input type="checkbox"/>	_____
_____	<input type="checkbox"/>	<input type="checkbox"/>	<input type="checkbox"/>	_____
_____	<input type="checkbox"/>	<input type="checkbox"/>	<input type="checkbox"/>	_____

What kind of ladder(s) will I be carrying? Step ladder Size \_\_\_\_\_ Extension ladders Size \_\_\_\_\_

 **Go to page 217 for an extra copy of this Getting Started form.**



# STORAGE ZONES



# HOW TO USE THE LAYOUT GUIDE

## INSIDE ROOF HEIGHT

To determine the maximum shelf height that can be used in the van.

## PARTITION DEPTH

This indicates the space taken up by our partition for this vehicle. Please note that this measurement is determined by the partition that encroaches the most. Some partitions may take up less space. Take note that this measurement may not necessarily be on the floor.

## DOOR OPENING

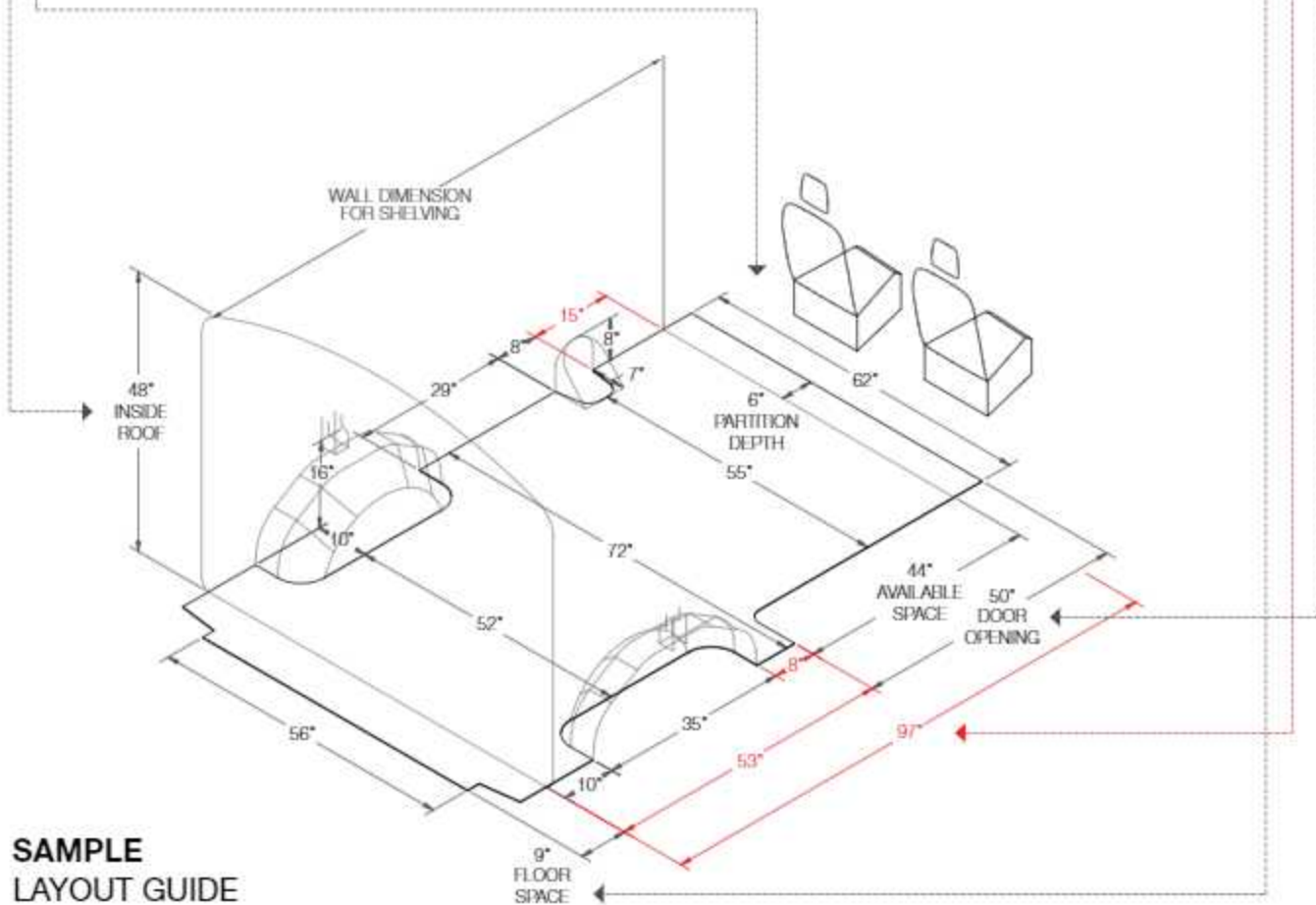
To determine where shelving will land in relation to the door opening. Use this measurement to determine the space available for drawer units.

## DIMENSIONS IN RED

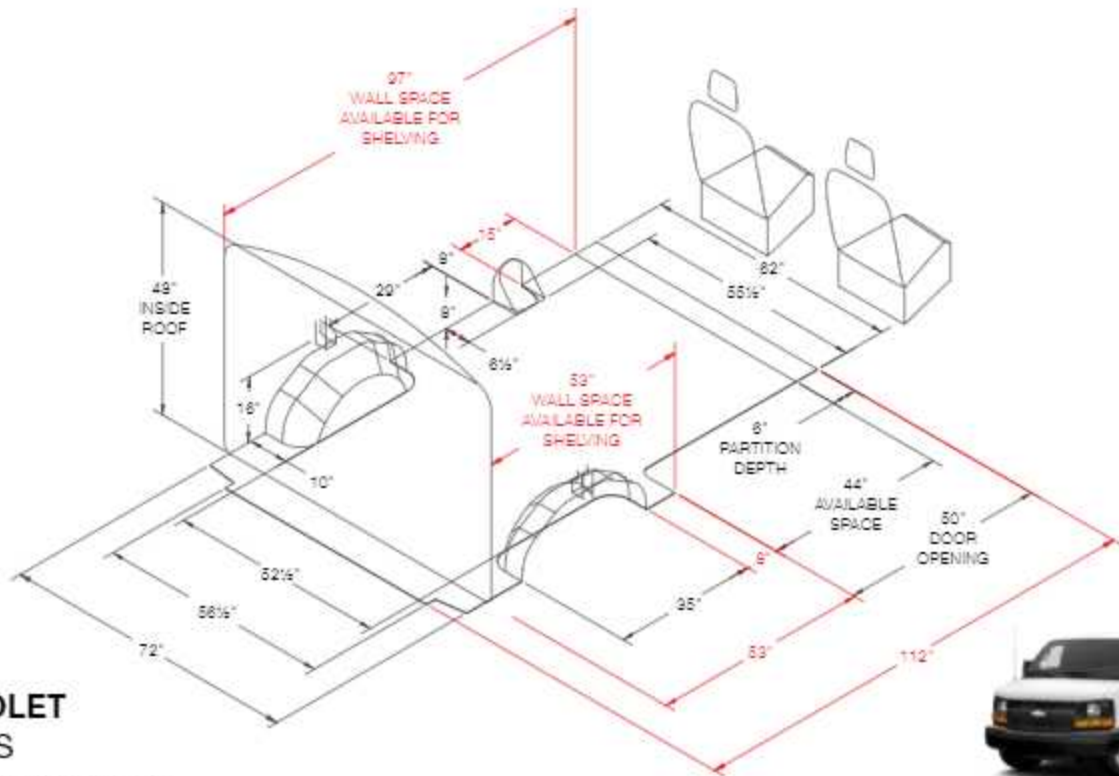
These dimensions indicate unique measurements for each wheelbase. Use red dimensions to determine the exact wheelbase of your van.

## FLOOR SPACE

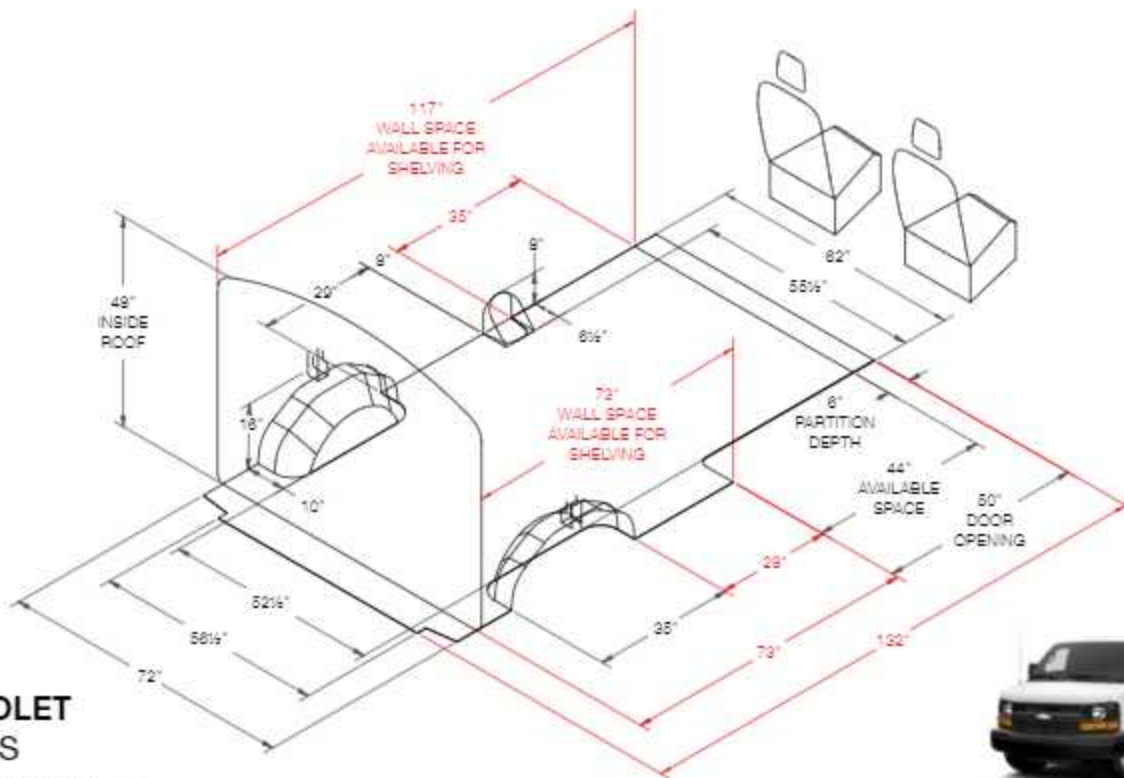
This area is usable floor space but due to curvature of the van there may not be the same available area at the roof. Please measure actual van for specific measurement at roof.





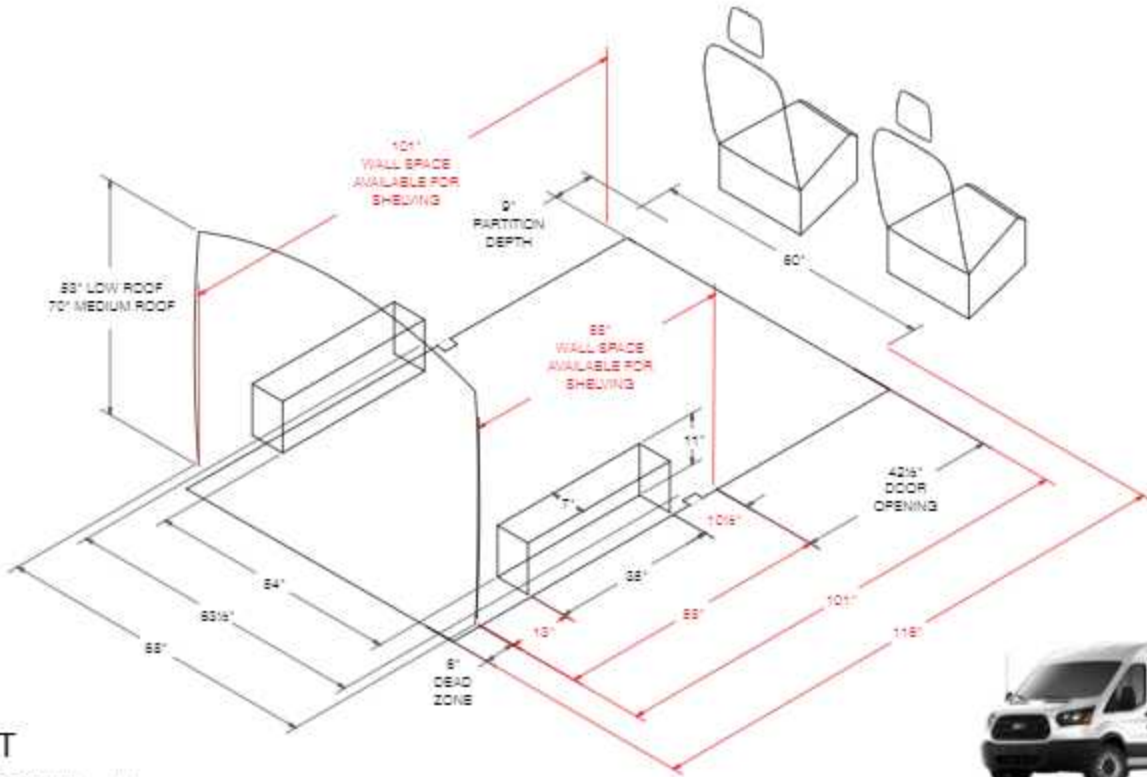


**CHEVROLET EXPRESS**  
Regular 135" Wheelbase



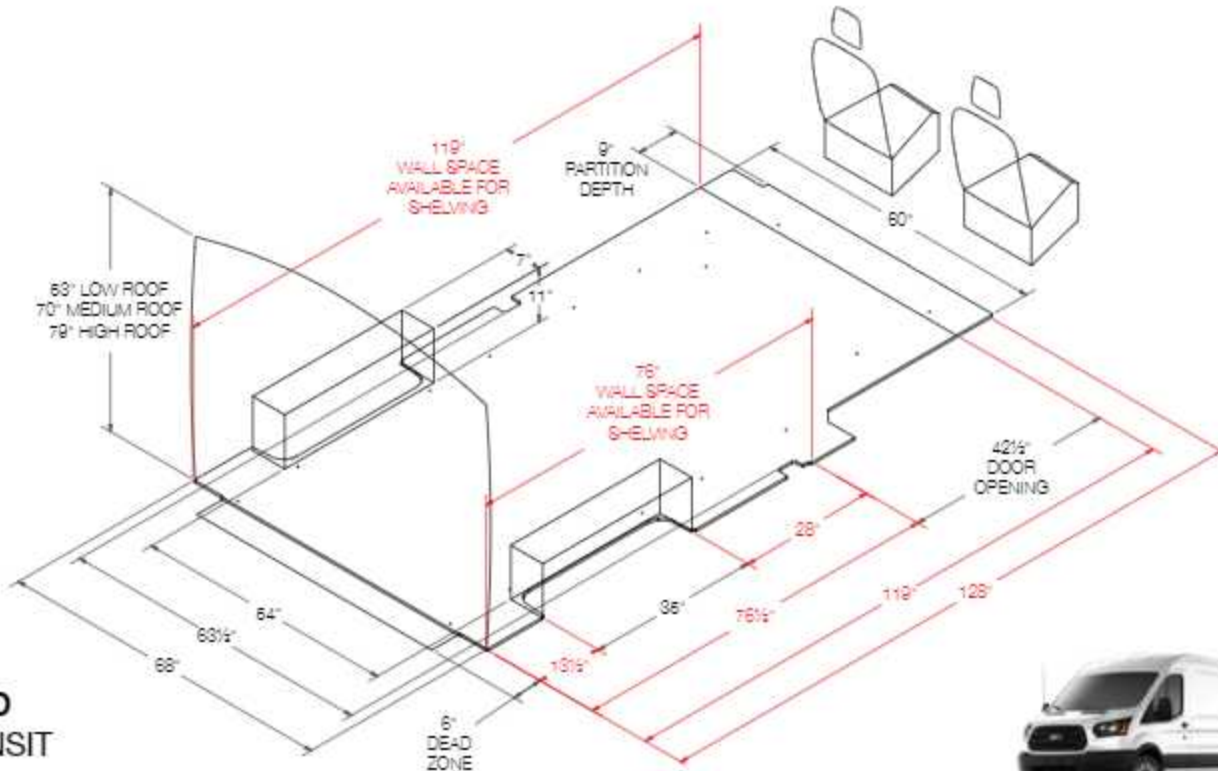
**CHEVROLET EXPRESS**  
Extended 155" Wheelbase

# LAYOUT GUIDES



## FORD TRANSIT

Regular 130" Wheelbase

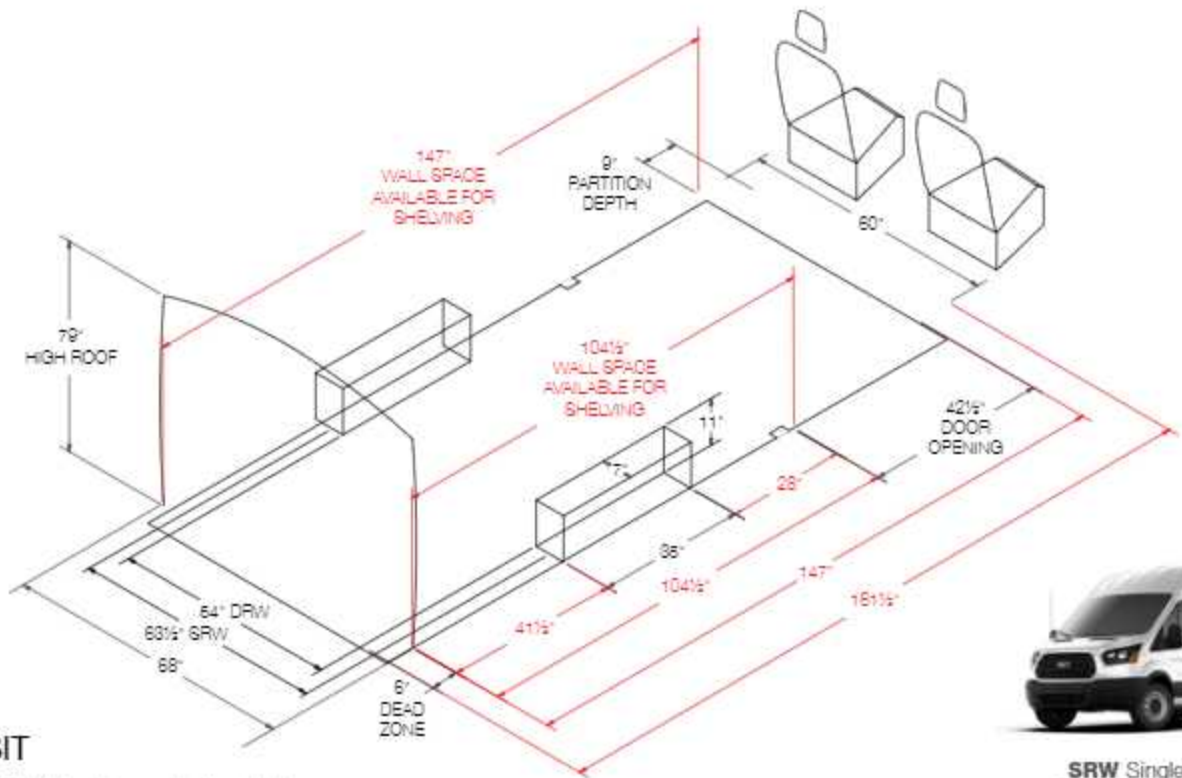


## FORD TRANSIT

Long 148" Wheelbase



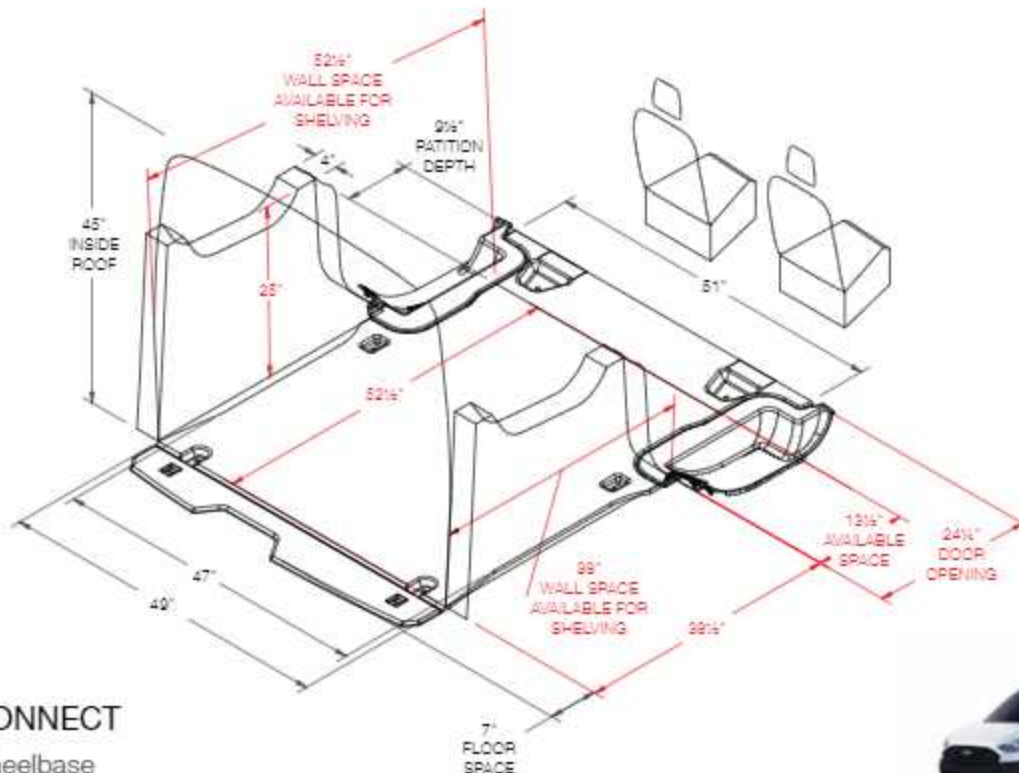




## FORD TRANSIT

Long 148" Wheelbase Extended

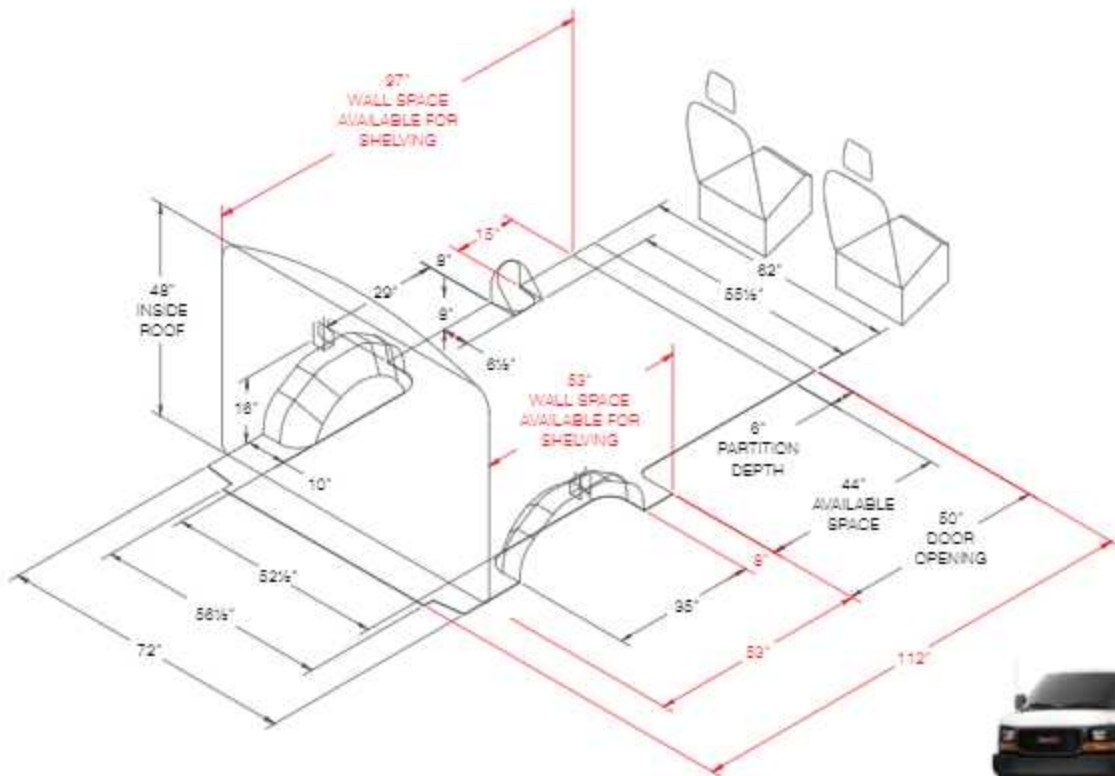
SRW Single rear wheel  
DRW Double rear wheel



## FORD TRANSIT CONNECT

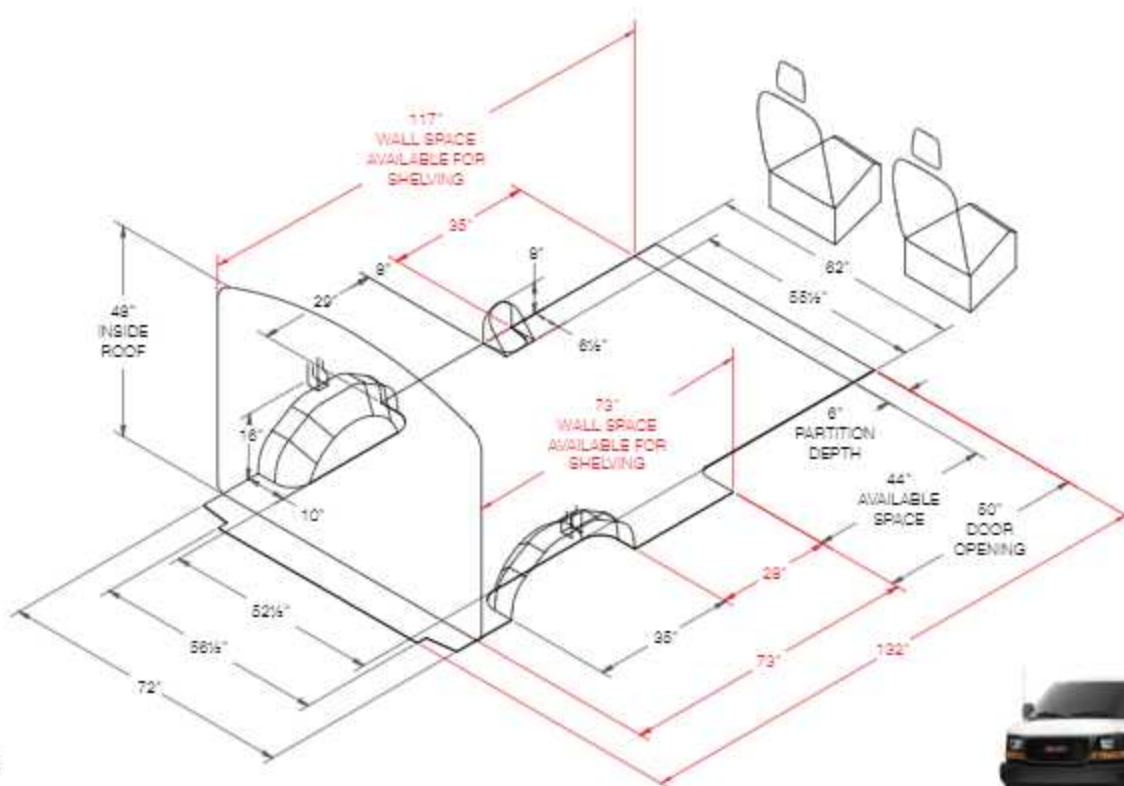
Short 105" Wheelbase  
Available in U.S. only





## GMC SAVANA

Regular 135" Wheelbase

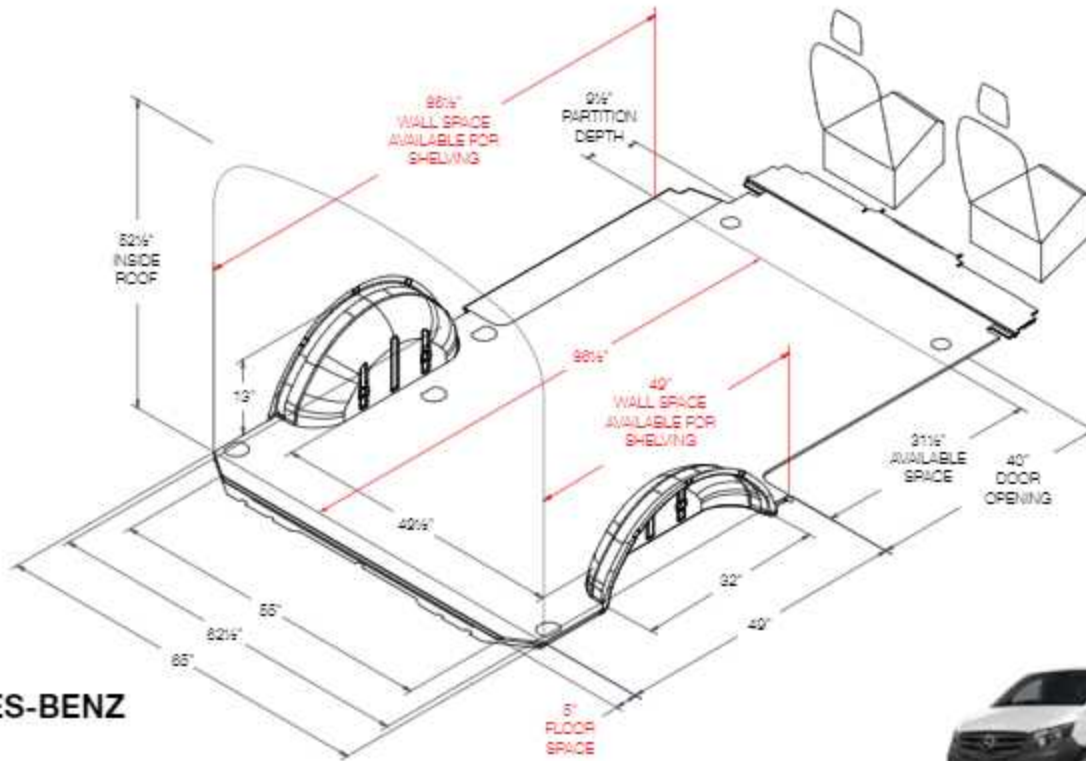


## GMC SAVANA

Extended 155" Wheelbase

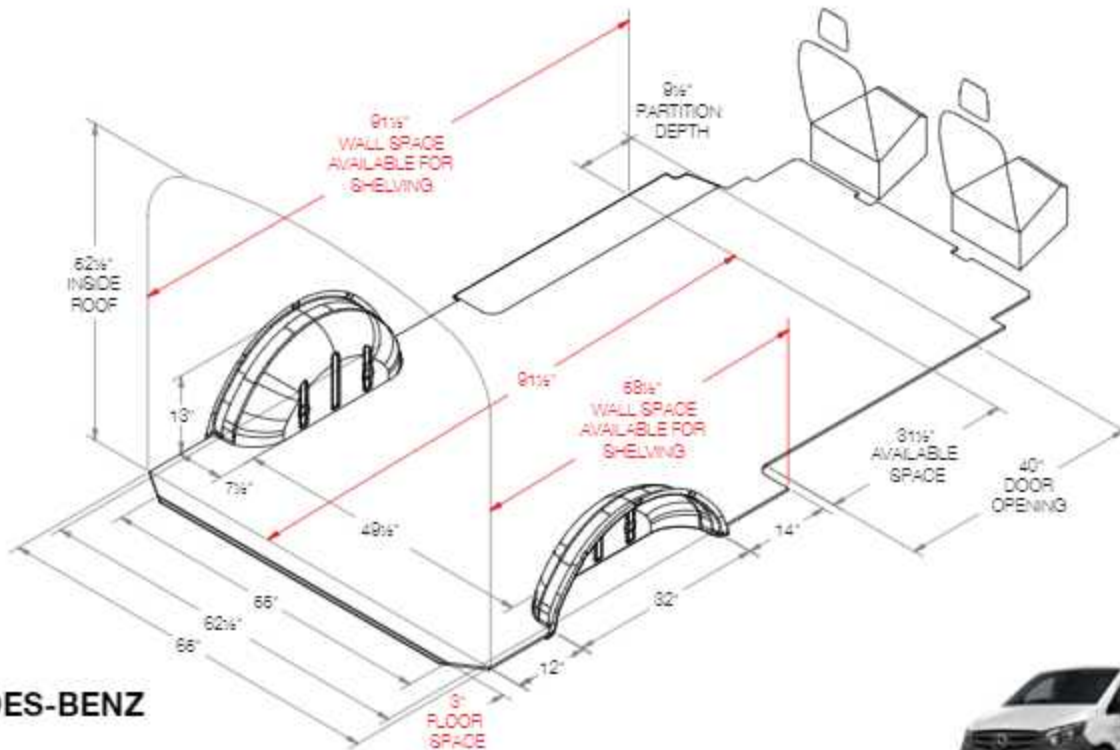


# LAYOUT GUIDES



## MERCEDES-BENZ METRIS

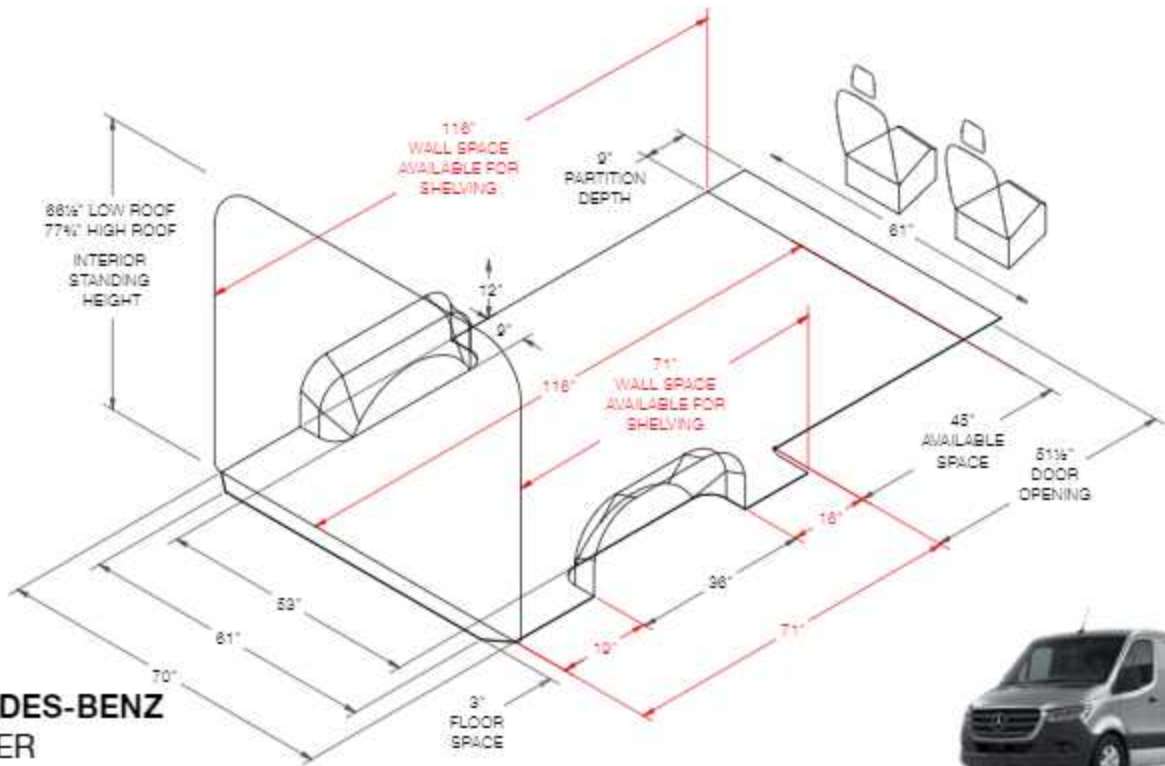
Regular 126" Wheelbase



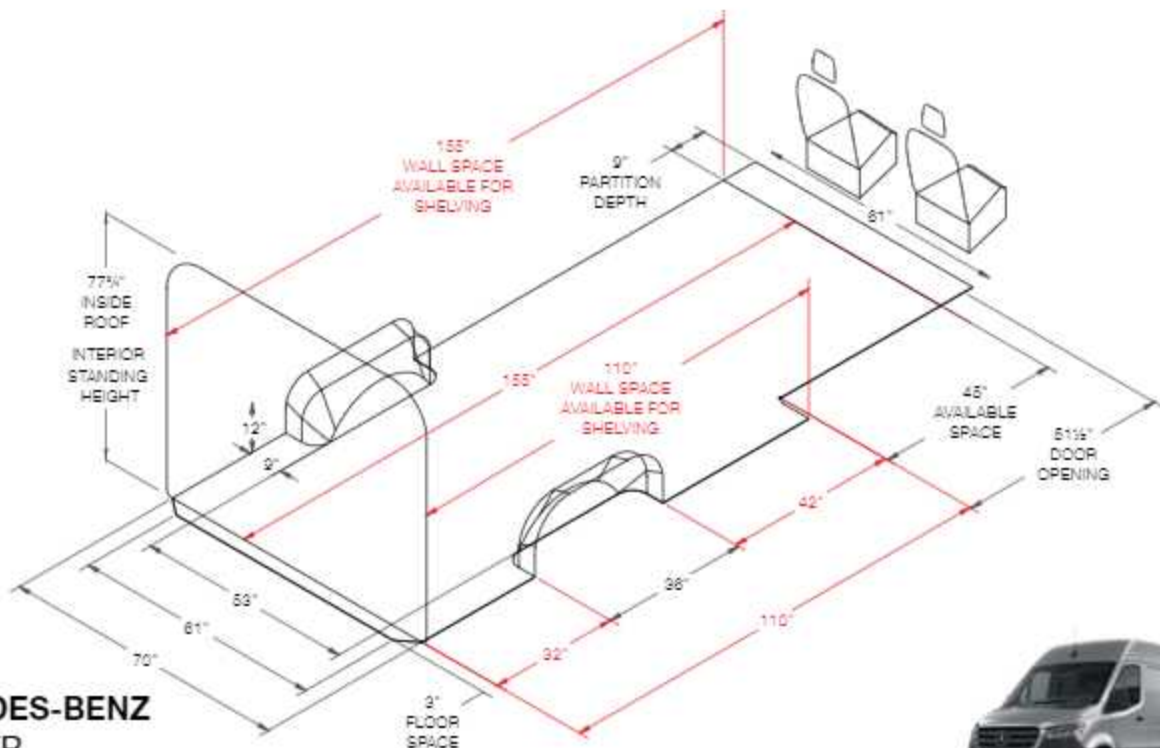
## MERCEDES-BENZ METRIS

Long 135" Wheelbase



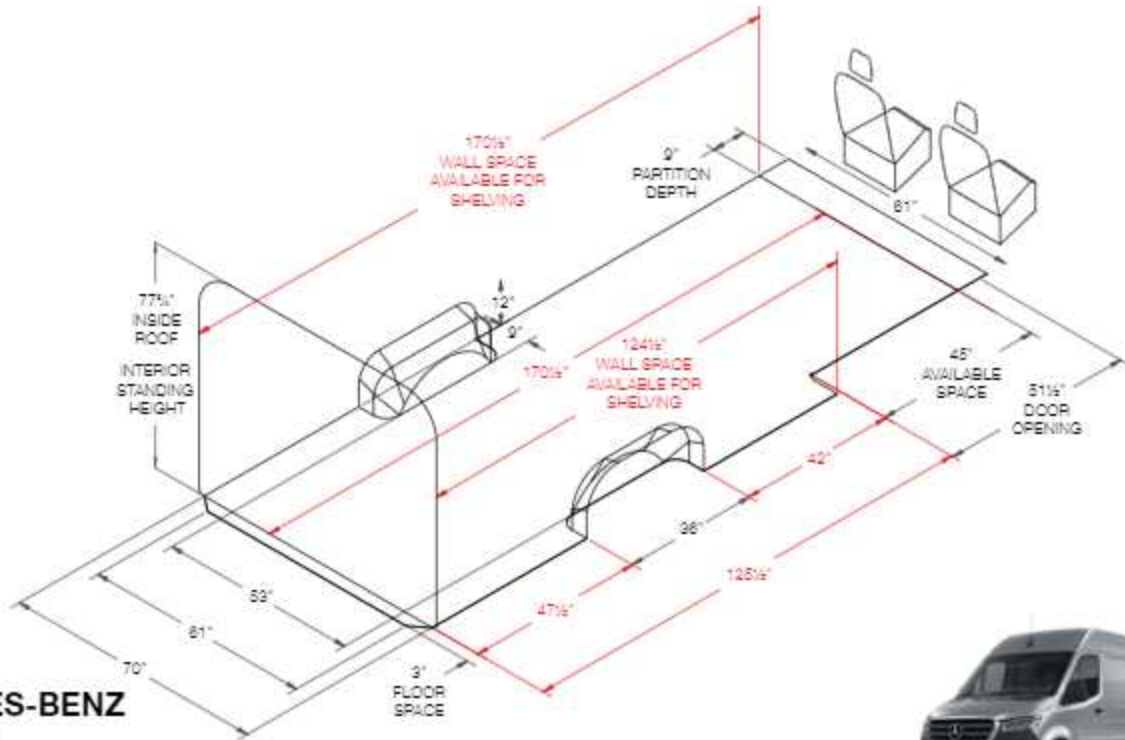


**MERCEDES-BENZ SPRINTER**  
Regular 144" Wheelbase



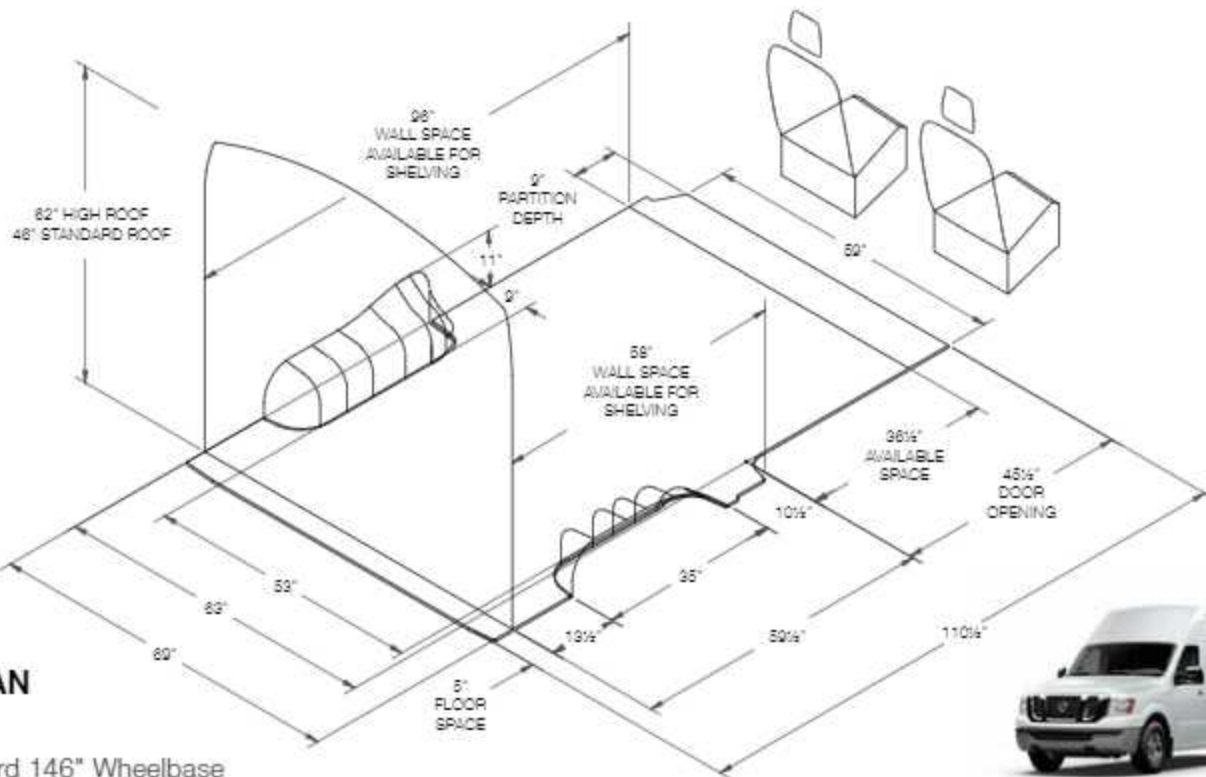
**MERCEDES-BENZ SPRINTER**  
Long 170" Wheelbase





## MERCEDES-BENZ SPRINTER

Extended 170" Wheelbase

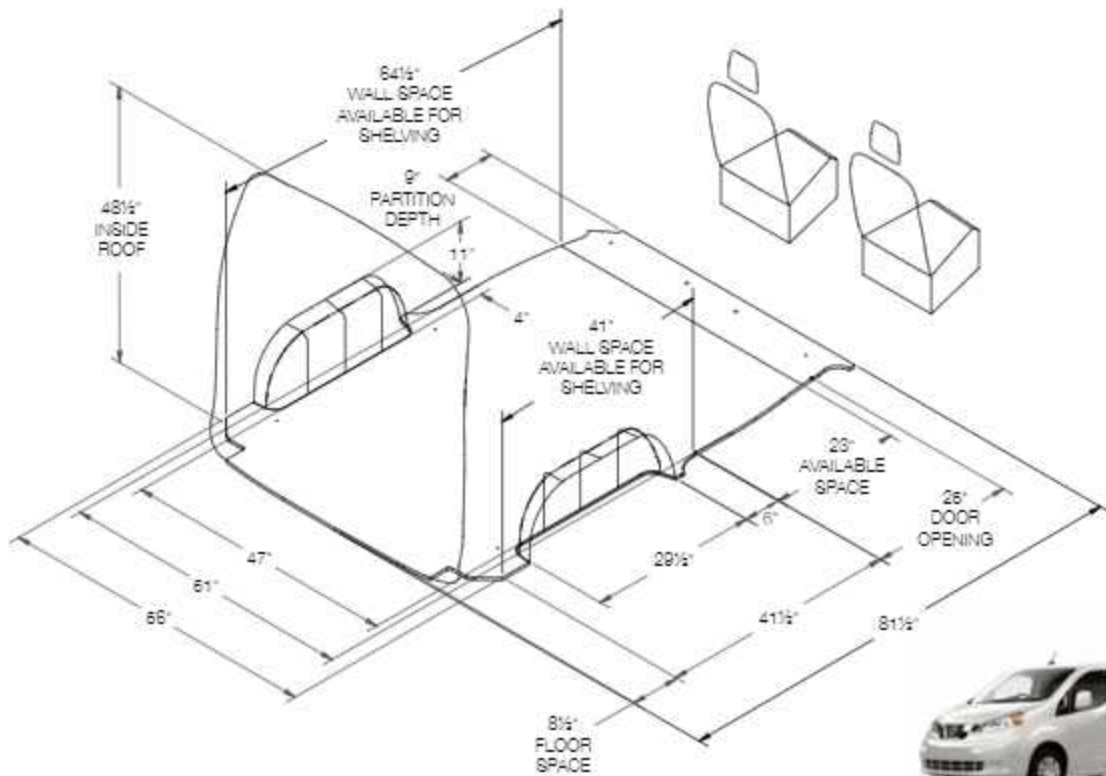


## NISSAN NV

Standard 146" Wheelbase

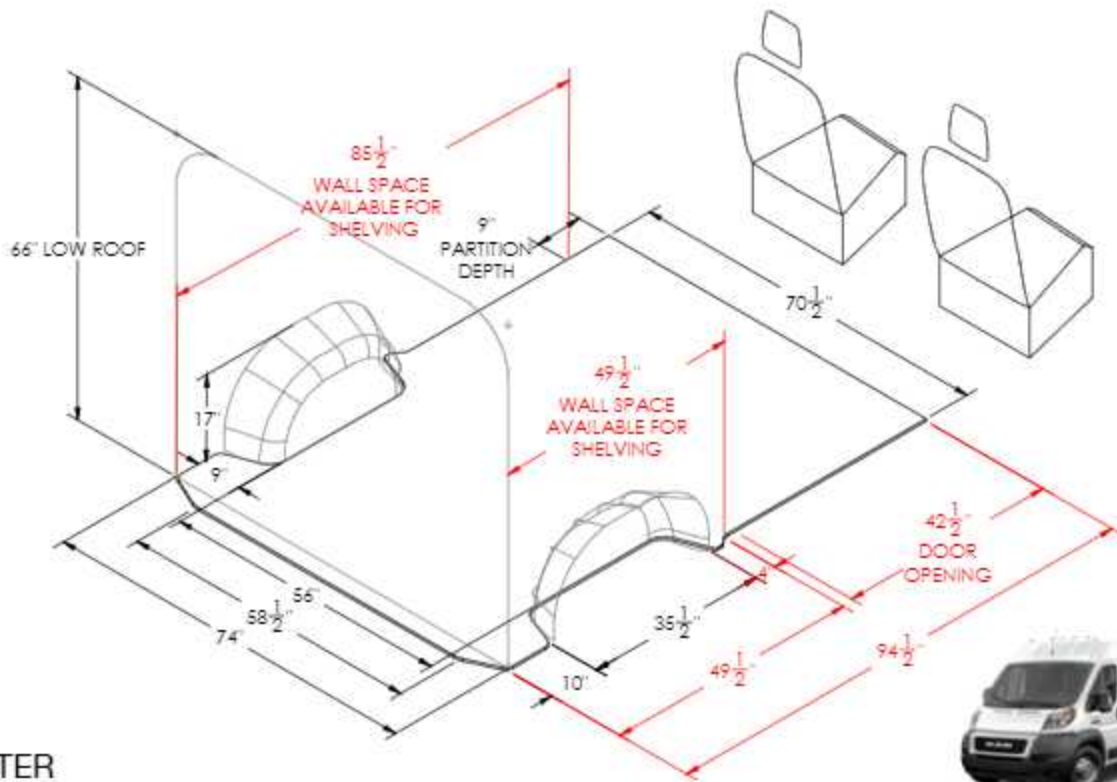






## NISSAN NV200

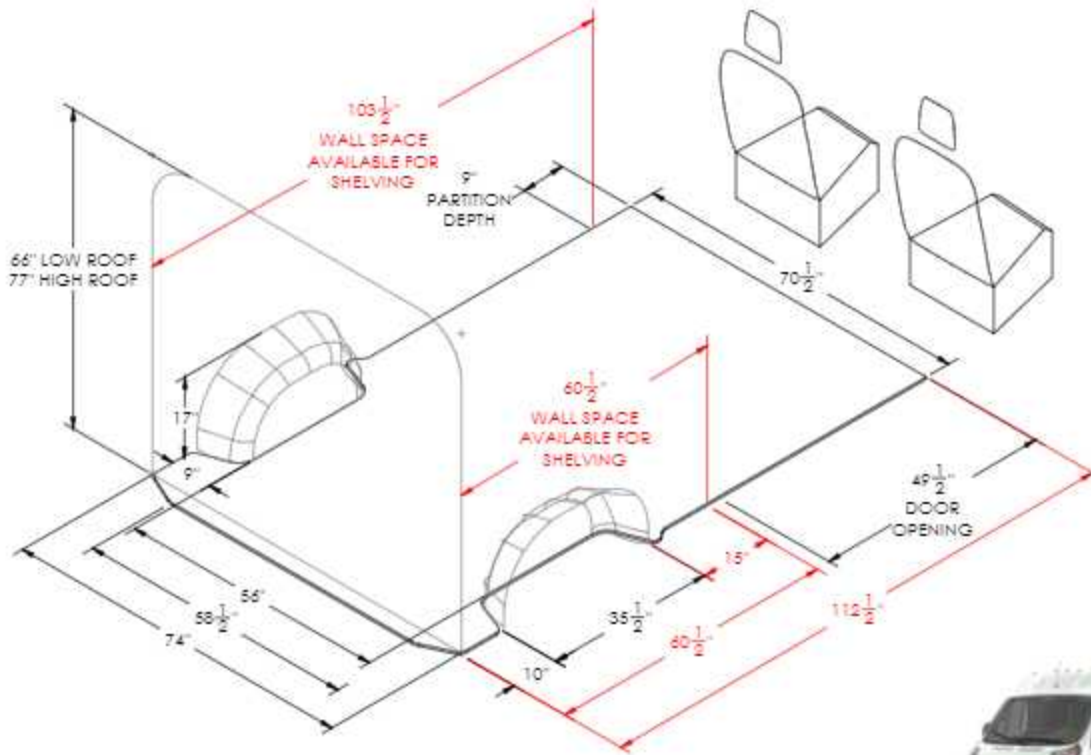
Regular 115" Wheelbase



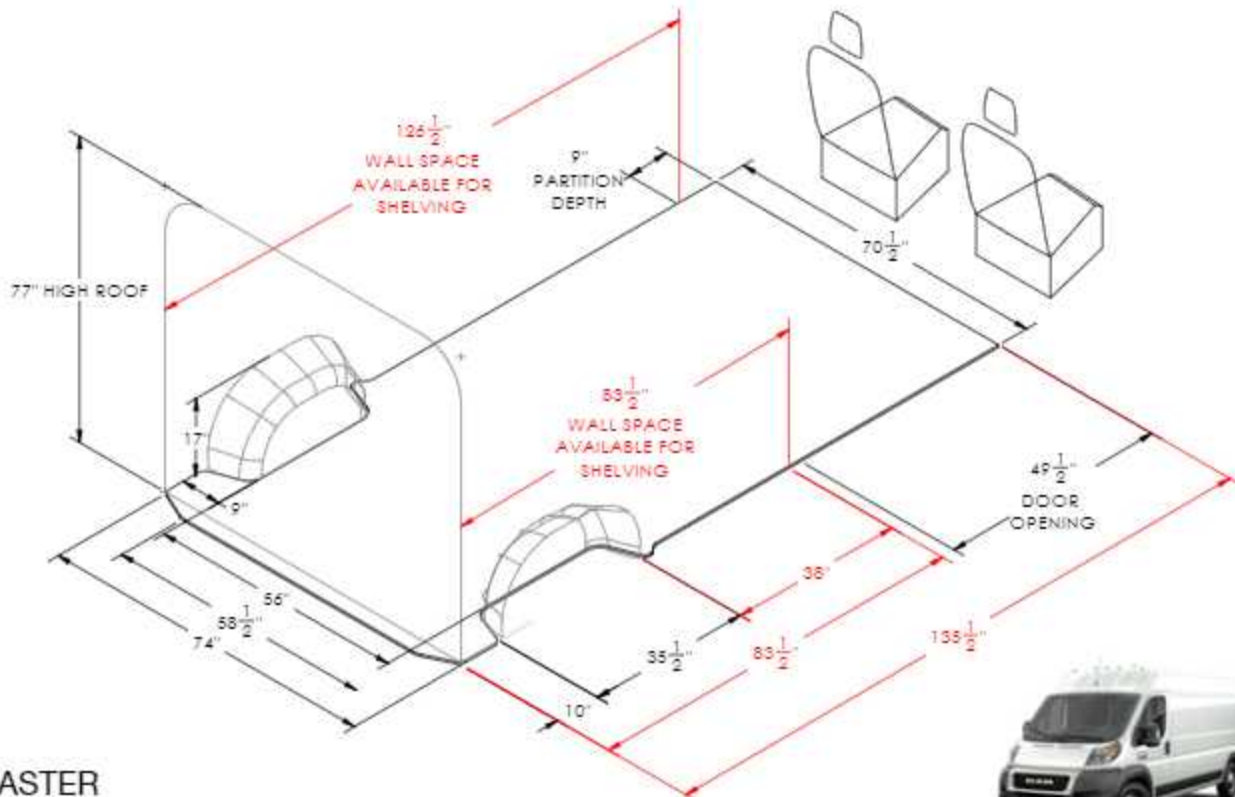
## RAM PROMASTER

Short 118" Wheelbase

# LAYOUT GUIDES

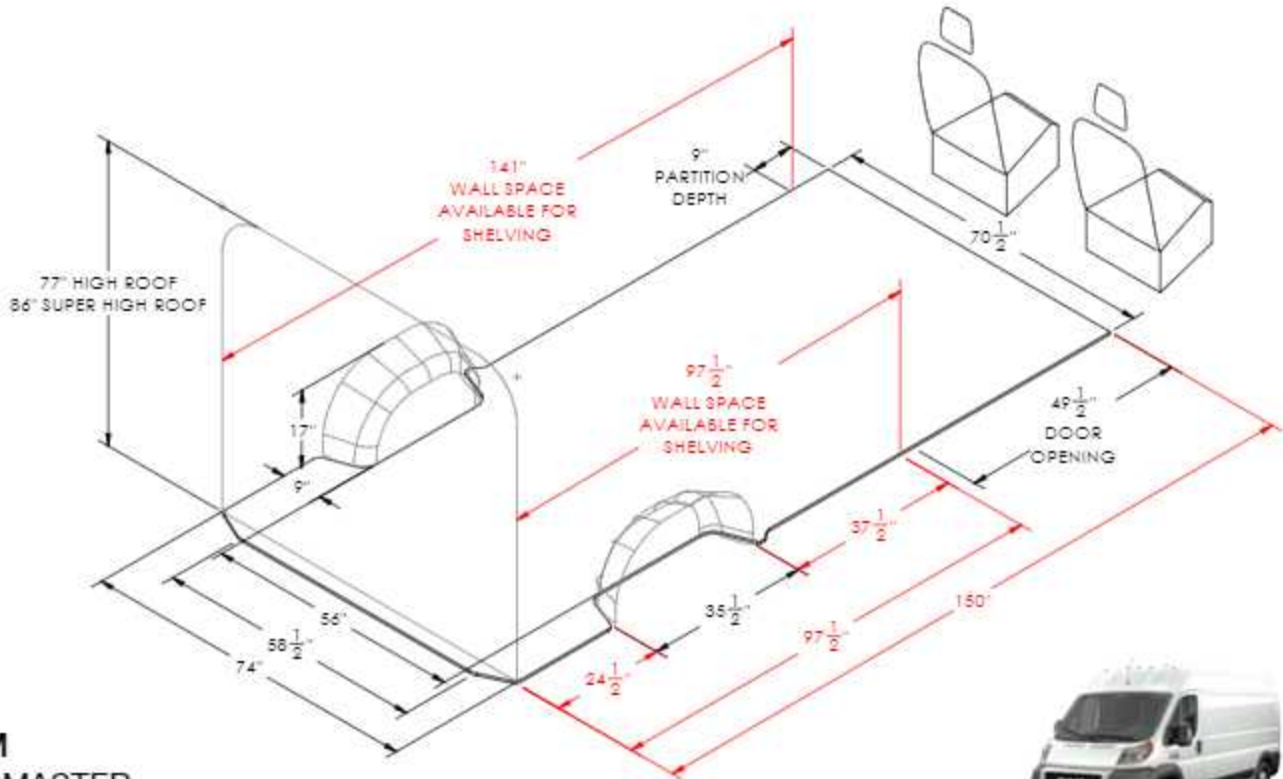


**RAM PROMASTER**  
Medium 136" Wheelbase

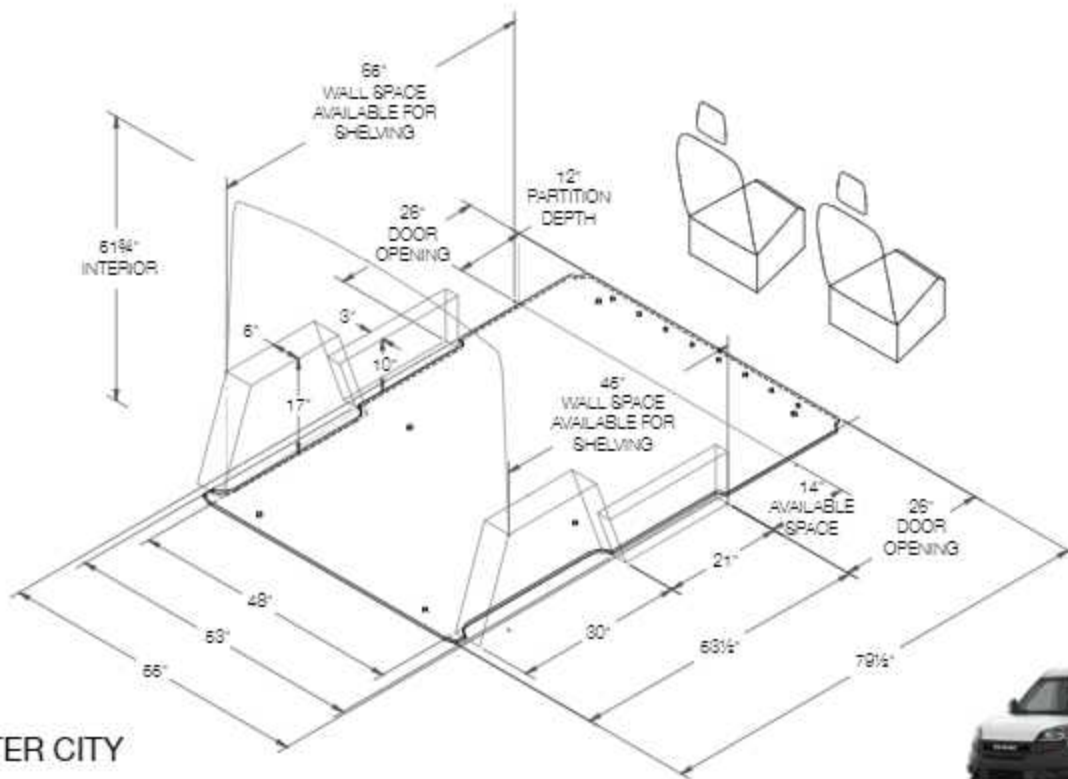


**RAM PROMASTER**  
Long 159" Wheelbase





**RAM  
PROMASTER**  
Extended 159" Wheelbase



**RAM  
PROMASTER CITY**  
Standard 122" Wheelbase








## **VAN UPFIT PREP**

Preparing for the installation  
of your upfit made easier



### EFFICIENCY

Easy install that prevents damage to the factory floor.



### SAFETY

Extruded aluminum joints where floor pieces meet.



### QUICK INSTALL

Our install kits simplify your installation.

## VAN UPFIT PREP

### VAN FLOORS

CHEVROLET EXPRESS.....	P. 24
FORD TRANSIT.....	P. 27
FORD TRANSIT CONNECT.....	P. 24
GMC SAVANA.....	P. 25
MERCEDES-BENZ SPRINTER.....	P. 25
RAM PROMASTER.....	P. 27
RAM PROMASTER CITY.....	P. 25

### INSTALL KITS

DRIVER.....	P. 28
PASSENGER.....	P. 29

### VAN FLOORS

- › Easy to install with integrated mounting tracks
- › Compatible with Ranger Design's shelving packages
- › Custom fit for almost all vans
- › Includes aluminum sills at the side and rear doors
- › No thermal expansion
- › Much safer due to load distribution
- › Quieter ride – reduces noise for the cargo area
- › 3 year warranty


# VAN UPFIT PREP – FLOORS

VAN UPFIT PREP

**IT'S MORE THAN A FLOOR!**




**CHEVROLET EXPRESS**



**6540-GSR**  
Chevrolet Express Floor

**Marine-Grade Plywood**

135"
74 lbs
1 hr
Yes



**6540-GSX**  
Chevrolet Express Floor

**Marine-Grade Plywood**

155" Ext.
89 lbs
1 hr
Yes



**FORD TRANSIT CONNECT**



**6540-FCS**  
Ford Transit Connect Floor

**Marine-Grade Plywood**

105"
33 lbs
0.7 hr
Yes



**6540-FCL**  
Ford Transit Connect Floor

**Marine-Grade Plywood**

120.5"
42 lbs
0.7 hr
Yes

Impact and puncture resistant floors preserve the cargo van interior






Professional details – A clean, professional look that's easy to maintain



**GMC SAVANA**



**6540-GSR**

GMC Savana Floor


**Marine-Grade Plywood**

135"

74 lbs

1 hr

Yes



**6540-GSX**

GMC Savana Floor

**Marine-Grade Plywood**

155"


89 lbs

1 hr

Yes



**MERCEDES-BENZ SPRINTER**



**6540-DR**

Mercedes-Benz Sprinter Floor

**Marine-Grade Plywood**

144"

86 lbs


1 hr

Yes

Not designed for DRW (Dual Rear Wheel)



**RAM PROMASTER CITY**



**6540-PMC**

RAM ProMaster City Floor, for 2021 MY and newer

**Marine-Grade Plywood**

122"

46 lbs

0.7 hr

Yes



**PROTECTION**  
Rigid floor covering protects cargo van floors from impact damage and scratches.

# THE PERFECT FLOOR FOR YOUR EV

Ranger Design's unique E-Floor is designed to offer the best fit for both electric and gas powered vehicles. Its revolutionary concept offers an easy install that avoids all the wiring that runs just below the surface of the vehicle's OEM floor. This option also ensures a great resale value for your van in the future, as it leaves no permanent damage. As sturdy and effective as a regular floor, it simply offers more benefits for your EV!

**WANT TO LEARN MORE?**

CONTACT US AT

**1-800-565-5321**

FOR PRICING AND MORE!







## FORD TRANSIT



**6541-FTS**  
Ford Transit E-Floor

**Marine-Grade Plywood**

130"

70 lbs

1 hr

Yes



**6541-FTL**  
Ford Transit E-Floor

**Marine-Grade Plywood**

148"

88 lbs

1 hr

Yes



**6541-FTX**  
Ford Transit E-Floor

**Marine-Grade Plywood**

148" Ext.

109 lbs

1.3 hrs

Yes



## RAM PROMASTER



**6541-PS**  
RAM ProMaster E-Floor

**Marine-Grade Plywood**

118"

71 lbs

1 hr

Yes



**6541-PM**  
RAM ProMaster E-Floor

**Marine-Grade Plywood**

136"

83 lbs

1 hr

Yes



**6541-PL**  
RAM ProMaster E-Floor

**Marine-Grade Plywood**

159"

100 lbs

1 hr

Yes



**6541-PX**  
RAM ProMaster E-Floor

**Marine-Grade Plywood**

159" Ext.

112 lbs

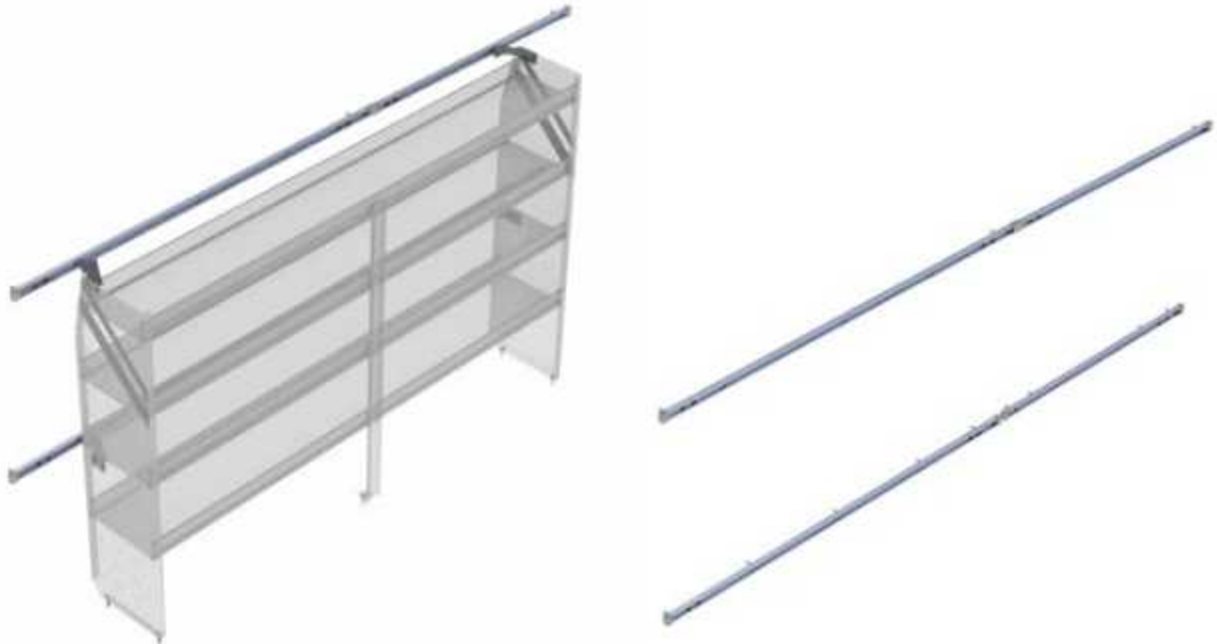
1.3 hrs

Yes









## INSTALL KITS




Install kits are optional and sold without the shelving unit

6550-FTL SHOWN HERE.

Install Kit – Driver						
PART	VEHICLE		DESCRIPTION			
6550-FTL	FORD TRANSIT	148"	Shelving install kit, driver side	13 lbs	0.3 hr	Yes
6550-FTS	FORD TRANSIT	130"	Shelving install kit, driver side	12 lbs	0.3 hr	Yes
6550-FTX	FORD TRANSIT	148" Ext	Shelving install kit, driver side	16 lbs	0.3 hr	Yes
6550-PL	RAM PROMASTER	159"	Install track kit, driver side	13 lbs	–	Yes
6550-PM	RAM PROMASTER	136"	Install track kit, driver side	11 lbs	–	Yes
6550-PS	RAM PROMASTER	118"	Install track kit, driver side	8.9 lbs	–	Yes
6550-PX	RAM PROMASTER	159" Ext	Install track kit, driver side	14 lbs	–	Yes







# VAN UPFIT PREP – INSTALL KITS



6555-FTL SHOWN HERE

Install kits are optional and sold without the shelving unit

Install Kit – Passenger						
PART	VEHICLE	 Wheelbase	DESCRIPTION	 Weight	 Estimated Install Time	 Quickship
6555-FTL	FORD TRANSIT	148"	Shelving install kit, passenger side	7.7 lbs	0.4 hr	Yes
6555-FTS	FORD TRANSIT	130"	Shelving install kit, passenger side	6 lbs	0.4 hr	Yes
6555-FTX	FORD TRANSIT	148" Ext	Shelving install kit, passenger side	11 lbs	0.4 hr	Yes
6555-PL	RAM PROMASTER	159"	Shelving install kit, passenger side	7.5 lbs	–	Yes
6555-PM	RAM PROMASTER	136"	Shelving install kit, passenger side	5.5 lbs	–	Yes
6555-PS	RAM PROMASTER	118"	Shelving install kit, passenger side	4.5 lbs	–	Yes
6555-PX	RAM PROMASTER	159" Ext	Shelving install kit, passenger side	8.6 lbs	–	Yes





## **VAN PARTITIONS**

Our safety partitions protect the most important asset: you





### SAFE

Designed for maximum impact resistance. Proven by impact testing.



### EFFICIENT

1. Contoured to maintain seat travel and ensure driver comfort.
2. Contoured to capitalize on cargo area floor space.



### QUIET

Thickness of material cancels vibrations.

## VAN PARTITIONS

### APPLICATION GUIDE ..... P. 32

#### CONTOURED

CLEARSHIELD .....	P. 35
COMPOSITE PARTITION .....	P. 35
COMPOSITE WITH WINDOW .....	P. 36
CONTOURED FULL PARTITION .....	P. 41
CONTOURED WITH WINDOW .....	P. 37
CONTOURED WITH PERFORATED WINDOW .....	P. 39
CONTOURED WIRE MESH .....	P. 43
MAX VIEW .....	P. 34

#### STRAIGHT

STRAIGHT MID POSITION .....	P. 48
STRAIGHT WITH PERFORATED WINDOW, NO ACCESS .....	P. 44
STRAIGHT WITH PERFORATED WINDOW, SWING DOOR .....	P. 46
STRAIGHT WITH WINDOW, SLIDING DOOR .....	P. 47

#### WALK THROUGH

STRAIGHT WALK THROUGH PARTITION .....	P. 49
---------------------------------------	-------







#### ACCESSORIES ..... P. 49

Ranger Design safety partitions provide a solid and secure barrier between the occupants of the van and the cargo.










Built from heavy gauge steel, aluminum or thermoformed ABS and polycarbonate, these partitions are designed for maximum impact resistance and uphold a standard of safety set only by Ranger Design products.

Ranger Design partitions also provide a more comfortable environment for the driver by giving more seat travel and by not rattling as the vehicle drives down the road.

# Application Guide

Type	Material	 Chevrolet Express Standard Roof	 Ford Transit Low Roof	 Ford Transit Medium Roof	 Ford Transit High Roof	 Ford Transit Connect Standard Roof	 GMC Savana Standard Roof
Clearshield	Composite	-	-	-	-	3520-M P. 35	-
Contoured composite safety partition	Composite	-	-	3310-F1M P. 36	3310-F1H P. 36	-	-
Contoured composite safety partition with window	Composite	-	-	3320-F1M P. 37	3320-F1H P. 37	-	-
Contoured full safety partition	Aluminum	3010-GS P. 42	3010-F1L P. 41	3010-F1M P. 41	3010-F1H P. 41	3010-1C P. 42	3010-GS P. 42
Contoured full safety partition	Steel	C12-H P. 43	C12-F1L P. 42	-	-	C12-E P. 42	C12-H P. 43
Contoured safety partition with perforated window	Steel	C10-H P. 40	C10-F1L P. 39	-	-	C10-E P. 39	C10-H P. 40
Contoured safety partition with window	Aluminum	3020-GS P. 38	3020-F1L P. 38	3020-F1M P. 38	3020-F1H P. 38	3020-1C P. 39	3020-GS P. 38
Contoured wire mesh partition	Steel	-	-	-	-	C13-E P. 43	-
Max View contoured safety partition	Composite	-	3320-F1L P. 34	-	-	3320-1C P. 34	-
Straight mid position safety partition	Aluminum	-	-	-	-	-	-
Straight mid position safety partition with window	Aluminum	-	-	-	-	-	-
Straight partition with perforated window, no access	Steel	C20-GS P. 45	C20-F1L P. 44	C20-F1M P. 45	C20-F1H P. 44	-	C20-GS P. 45
Straight partition with perforated window, swing door	Steel	C30-GS P. 47	C30-F1L P. 46	C30-F1M P. 46	C30-F1H P. 46	-	C30-GS P. 47
Straight partition with window, sliding door	Aluminum	-	-	3068-F1M P. 48	3068-F1H P. 48	-	-
Walk through straight partition	Steel	C24-GS P. 50	C24-F1L P. 50	C24-F1M P. 50	C24-F1H P. 50	-	C24-GS P. 50

# VAN PARTITIONS

 Mercedes-Benz Metris Standard Roof	 Mercedes-Benz Sprinter Low Roof	 Mercedes-Benz Sprinter High Roof	 Nissan NV Low Roof	 Nissan NV High Roof	 Nissan NV200 Standard Roof	 Ram ProMaster Standard Roof	 Ram ProMaster High Roof	 Ram ProMaster City Standard Roof
3520-M P. 35	-	-	-	-	-	-	-	3520-M P. 35
-	3310-DL P. 35	3310-DH P. 35	-	-	-	3310-RP P. 36	3310-RP P. 36	3310-PC P. 36
-	3320-DL P. 36	3320-DH P. 36	-	-	-	3320-RP P. 37	3320-RP P. 37	-
-	3010-DL P. 41	3010-DH P. 41	-	-	-	3010-RP P. 42	3010-RP P. 42	3010-PC P. 42
-	-	-	-	-	-	-	-	C12-PC P. 43
C10-MM P. 40	-	-	-	-	C10-W P. 40	-	-	C10-PC P. 40
-	3020-DL P. 37	3020-DH P. 37	-	-	-	3020-RP P. 38	3020-RP P. 38	3020-PC P. 38
C13-MM P. 43	-	-	-	-	-	-	-	C13-PC P. 43
3320-MM P. 34	-	-	-	-	-	-	-	3320-PC P. 34
-	-	3015-DH P. 48	-	-	-	-	-	-
-	-	3025-DH P. 48	-	-	-	-	-	-
-	C20-DL P. 44	C20-DH P. 44	C20-NL P. 45	C20-NH P. 45	-	C20-X P. 45	C20-X P. 45	-
-	C30-DL P. 46	C30-DH P. 46	-	-	-	C30-X P. 47	C30-X P. 47	-
-	3068-DL P. 47	3068-DH P. 47	-	-	-	3068-RP P. 48	3068-RP P. 48	-
-	C24-DL P. 49	C24-DH P. 49	-	-	-	C24-X P. 50	C24-X P. 50	-

VAN PARTITIONS



# VAN PARTITIONS – CONTOURED

## CONTOURED

### CONTOURED MAX VIEW



#### 3320-FTL

Ford Transit  
Max View contoured safety partition

##### Composite

	Low Roof
	50 lbs
	1.5 hr
	Yes
	8"



#### 3320-MM

Mercedes-Benz Metris  
Max View contoured safety partition

##### Composite

	Standard Floor
	48 lbs
	1.2 hrs
	Yes
	9"



#### 3320-PC

Ram ProMaster City  
Max view contoured safety partition

##### Composite

	Standard Floor
	42 lbs
	1 hr
	Yes
	7.1"



#### 3320-TC

Ford Transit Connect  
Max View contoured safety partition

##### Composite

	Standard Floor
	36 lbs
	1 hr
	Yes
	8.4"



## 3520-M

All Standard Minivans  
ClearView germ barrier  
partition for minivans

### Composite

Standard Minivans
10 lbs
0.25 hr
No
-

## CONTOURED COMPOSITE



## 3310-DH

Mercedes-Benz Sprinter  
Composite contoured safety partition

### Composite

High Roof
70 lbs
1 hr
Yes
9"



## 3310-DL

Mercedes-Benz Sprinter  
Composite contoured safety partition

### Composite

Low Roof
65 lbs
1 hr
Yes
9"



# VAN PARTITIONS – CONTOURED



## 3310-FTH

Ford Transit  
Composite contoured safety partition

### Composite

High Roof
66 lbs
1 hr
Yes
9"



## 3310-FTM

Ford Transit  
Composite contoured safety partition

### Composite

Medium Roof
63 lbs
1 hr
Yes
9"



## 3310-PC

Ram ProMaster City  
Contoured safety partition

### Composite

Standard Roof
44 lbs
1 hr
No
7.1"



## 3310-RP

Ram ProMaster  
Composite contoured safety partition

### Composite

Standard/High Roof
64 lbs
1 hr
Yes
9"



## 3320-DH

Mercedes-Benz Sprinter  
Composite contoured safety partition  
with window

### Composite

High Roof
71 lbs
1 hr
No
9"



## 3320-DL

Mercedes-Benz Sprinter  
Composite contoured safety partition  
with window

### Composite

Low Roof
67 lbs
1 hr
No
9"





### 3320-FTH

Ford Transit

Composite contoured safety partition with window

#### Composite

High Roof

68 lbs

1 hr

No

9"



### 3320-FTM

Ford Transit

Composite contoured safety partition with window

#### Composite

Medium Roof

65 lbs

1 hr

No

9"



### 3320-RP

RAM ProMaster

Composite contoured safety partition with window

#### Composite

Standard/High Roof

68 lbs

1 hr

No

9"

## CONTOURED WITH WINDOW



### 3020-DH

Mercedes-Benz Sprinter

Contoured safety partition with window

#### Aluminum

High Roof

66 lbs

1.2 hrs

No

5.5"



### 3020-DL

Mercedes-Benz Sprinter

Contoured safety partition with window

#### Aluminum

Low Roof

64 lbs

1.2 hrs

No

5.5"

# VAN PARTITIONS – CONTOURED



## 3020-FTH

Ford Transit  
Contoured safety partition with window

### Aluminum

- High Roof
- 66 lbs
- 1 hr
- Yes
- 8.32"



## 3020-FTL

Ford Transit  
Contoured safety partition with window

### Aluminum

- Low Floor
- 48 lbs
- 1 hr
- Yes
- 7.16"



## 3020-FTM

Ford Transit  
Contoured safety partition with window

### Aluminum

- Medium Floor
- 52 lbs
- 1 hr
- Yes
- 8.32"



## 3020-GS

Chevrolet Express, GMC Savana  
Contoured safety partition with window

### Aluminum

- Standard Floor
- 49 lbs
- 1 hr
- No
- 5.56"



## 3020-PC

Ram ProMaster City  
Contoured safety partition with window

### Aluminum

- Standard Floor
- 41 lbs
- 1 hr
- Yes
- 8.1"



## 3020-RP

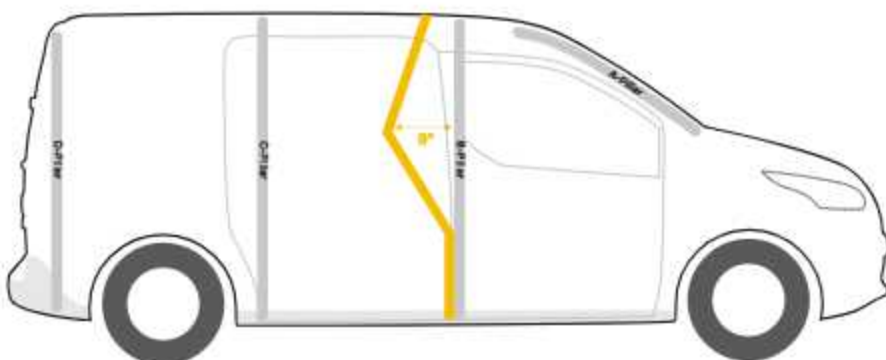
Ram ProMaster  
Contoured safety partition with window

### Aluminum

- Standard / High Floor
- 59 lbs
- 1 hr
- Yes
- 6.07"



## SETBACK FROM B PILLAR



### 3020-TC

Ford Transit Connect  
Contoured safety partition with window

#### Aluminum

Standard Roof

42 lbs

1 hr

Yes

10.75"

## CONTOURED WITH PERFORATED WINDOW



### C10-E

Ford Transit Connect  
Contoured safety partition  
with perforated window

#### Steel

Standard Roof

53 lbs

1 hr

Yes

10.5"



### C10-FTL

Ford Transit  
Contoured safety partition  
with perforated window

#### Steel

Low Roof

66 lbs

1 hr

Yes

7.11"



# VAN PARTITIONS – CONTOURED



## C10-H

Chevrolet Express, GMC Savana  
Contoured safety partition  
with perforated window

### Steel

Standard Roof
58 lbs
1 hr
Yes
5.56"



## C10-MM

Mercedes-Benz Metris  
Contoured safety partition  
with perforated window

### Steel

Standard Roof
62 lbs
1 hr
Yes
11"



## C10-PC

Ram ProMaster City  
Contoured safety partition  
with perforated window

### Steel

Standard Roof
63.3 lbs
1 hr
Yes
8.05"



## C10-W

Nissan NV200  
Contoured safety partition  
with perforated window

### Steel

Standard Roof
42 lbs
1 hr
Yes
3.5"



## CONTOURED FULL PARTITION



### 3010-DH

Mercedes-Benz Sprinter  
Contoured safety partition

#### Aluminum


High Roof

59 lbs

1.2 hrs

Yes

5.5"



### 3010-DL

Mercedes-Benz Sprinter  
Contoured safety partition

#### Aluminum

Low Roof

57 lbs

1.2 hrs

No

5.5"



### 3010-FTH

Ford Transit  
Contoured safety partition

#### Aluminum

High Roof

57 lbs

1 hr

Yes

8.32"



### 3010-FTL

Ford Transit  
Contoured safety partition

#### Aluminum

Low Roof

46 lbs

1 hr

Yes

7.16"



### 3010-FTM

Ford Transit  
Contoured safety partition

#### Aluminum

Medium Roof

52 lbs

1 hr

Yes

8.32"

# VAN PARTITIONS – CONTOURED



## 3010-GS

Chevrolet Express, GMC Savana  
Contoured safety partition

### Aluminum

Standard Roof

47 lbs

1 hr

Yes

5.56\*



## 3010-PC

Ram ProMaster City  
Contoured safety partition

### Aluminum

Standard Roof

39 lbs

1 hr

Yes

8.1\*



## 3010-RP

Ram ProMaster  
Contoured safety partition

### Aluminum

Standard / High Roof

62.8 lbs

1 hr

Yes

6.07\*



## 3010-TC

Ford Transit Connect  
Contoured safety partition

### Aluminum

Standard Roof

39.75 lbs

1 hr

Yes

10.75\*



## C12-E

Ford Transit Connect  
Contoured safety partition

### Steel

Standard Roof

55 lbs

1 hr

Yes

10.5\*



## C12-FTL

Ford Transit  
Contoured safety partition

### Steel

Low Roof

64 lbs

1 hr

Yes

7.11\*





## C12-H

Chevrolet Express, GMC Savana  
Contoured safety partition

### Steel

Standard Roof

53 lbs

1 hr

No

5.56\*



## C12-PC

Ram ProMaster City  
Contoured safety partition

### Steel

Standard Roof

86 lbs

1 hr

Yes

8.05\*

## CONTOURED WIRE MESH



## C13-E

Ford Transit Connect  
Contoured wire mesh partition

### Steel

Standard Roof

37 lbs

0.7 hr

Yes

10.5\*



## C13-MM

Mercedes-Benz Metris  
Contoured wire mesh partition

### Steel

Standard Roof

37 lbs

1.2 hrs

Yes

11\*



## C13-PC

Ram ProMaster City  
Contoured wire mesh partition

### Steel

Standard Roof

72 lbs

1 hr

Yes

8.33\*

### LEGEND



Roof Height



Set Back from B Pillar



Weight



Estimated Install Time



Quickship

# VAN PARTITIONS – CONTOURED

## STRAIGHT

### STRAIGHT WITH PERFORATED WINDOW — NO ACCESS



#### C20-DH

Mercedes-Benz Sprinter  
Straight partition with perforated window, no access

#### Steel

High Roof

89 lbs

1 hr

Yes

7.5"



#### C20-DL

Mercedes-Benz Sprinter  
Straight partition with perforated window, no access

#### Steel

Low Roof

80 lbs

1 hr

Yes

7.5"



#### C20-FTH

Ford Transit  
Straight partition with perforated window, no access

#### Steel

High Roof

92.1 lbs

1 hr

Yes

4.76"



#### C20-FTL

Ford Transit  
Straight partition with perforated window, no access

#### Steel

Low Roof

64 lbs

1 hr

Yes

4.25"



## C20-FTM

Ford Transit

Straight partition with perforated window, no access

### Steel

Medium Roof

77 lbs

1 hr

Yes

4.76\*



## C20-GS

Chevrolet Express, GMC Savana

Straight partition with perforated window, no access

### Steel

Standard Roof

61 lbs

1.5 hr

Yes

6.75\*



## C20-NH

Nissan NV

Straight partition with perforated window, no access

### Steel

High Roof

80 lbs

1.5 hrs

Yes

5.5\*



## C20-NL

Nissan NV

Straight partition with perforated window, no access

### Steel

Low Roof

58 lbs

1 hr

Yes

5.5\*



## C20-X

Ram ProMaster

Straight partition with perforated window, no access

### Steel

Standard / High Roof

78 lbs

1 hr

Yes

6.24\*





# VAN PARTITIONS – STRAIGHT

## STRAIGHT WITH PERFORATED WINDOW — SWING DOOR



### C30-DH

Mercedes-Benz Sprinter  
Straight partition with perforated window, swing door

#### Steel

High Roof

92 lbs

1 hr

No

8"



### C30-DL

Mercedes-Benz Sprinter  
Straight partition with perforated window, swing door

#### Steel

Low Roof

83 lbs

1 hr

No

8"



### C30-FTH

Ford Transit  
Straight partition with perforated window, swing door

#### Steel

High Roof

86 lbs

1.5 hrs

Yes

4.96"



### C30-FTL

Ford Transit  
Straight partition with perforated window, swing door

#### Steel

Low Roof

68 lbs

1.5 hrs

Yes

4.61"



### C30-FTM

Ford Transit  
Straight partition with perforated window, swing door

#### Steel

Medium Roof

79 lbs

1.5 hrs

Yes

4.96"



## C30-GS

Chevrolet Express, GMC Savana

Straight partition with perforated window, swing door

### Steel

Standard Roof

63.2 lbs

1 hr

Yes

6.75\*



## C30-X

Ram ProMaster

Straight partition with perforated window, swing door

### Steel

Standard / High Roof

80 lbs

1 hr

Yes

6.24\*



## STRAIGHT WITH WINDOW — SLIDING DOOR



## 3068-DH

Mercedes-Benz Sprinter

Straight partition with window, sliding door

### Aluminum

High Roof

97.9 lbs

1.5 hrs

Yes

8\*



## 3068-DL

Mercedes-Benz Sprinter

Straight partition with window, sliding door

### Aluminum

Low Roof

84 lbs

1.5 hrs

Yes

7.25\*

# VAN PARTITIONS – STRAIGHT



## 3068-FTH

Ford Transit

Straight partition with window, sliding door

### Aluminum

High Roof

77 lbs

1.5 hrs

Yes

6.29"



## 3068-FTM

Ford Transit

Straight partition with window, sliding door

### Aluminum

Medium Roof

84.2 lbs

1.5 hrs

Yes

6.29"



## 3068-RP

Ram ProMaster

Straight partition with window, sliding door

### Aluminum

Standard / High Roof

76 lbs

1.5 hrs

Yes

6.26"

## STRAIGHT MID POSITION



## 3015-DH

Mercedes-Benz Sprinter

Mid position straight safety partition

### Aluminum

High Roof

59 lbs

1.2 hrs

No

2.5"



## 3025-DH

Mercedes-Benz Sprinter

Mid position straight safety partition with window

### Aluminum

High Roof

66 lbs

1.2 hrs

No

2.5"



## ACCESSORIES



### 3024

Universal  
Partition window with frame  
for 3010

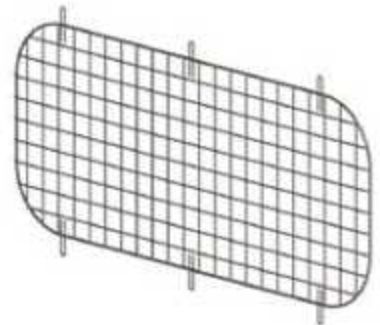
#### Aluminum

Universal

5 lbs

0.2 hr

No



### 3044

Universal  
Grill for partition window  
for 3020, 3025, 3068

#### Steel

Universal

2 lbs

0.5 hr

No

## WALK THROUGH



### C24-DH

Mercedes-Benz Sprinter  
Straight walk through partition

#### Steel

High Roof

66 lbs

1 hr

No

7.5"



### C24-DL

Mercedes-Benz Sprinter  
Straight walk through partition

#### Steel

Low Roof

61 lbs

1 hr

No

7.5"

# VAN PARTITIONS – STRAIGHT



## C24-FTH

Ford Transit  
Straight walk through partition

### Steel

High Roof

65 lbs

1.2 hrs

Yes

4.76"



## C24-FTL

Ford Transit  
Straight walk through partition

### Steel

Low Roof

48 lbs

1.2 hrs

Yes

4"



## C24-FTM

Ford Transit  
Straight walk through partition

### Steel

Medium Roof

58 lbs

1.2 hrs

Yes

4.76"



## C24-GS

Chevrolet Express, GMC Savana  
Straight walk through partition

### Steel

Standard Roof

46.5 lbs

1 hr

Yes

6.75"



## C24-X

Ram ProMaster  
Straight walk through partition

### Steel

Standard / High Roof

70 lbs

1 hr

Yes

6.24"



# VAN PARTITIONS – STRAIGHT







## **TRADE PACKAGES**

Pre-engineered packages  
for a broad range of trades.



**CHOICE**

A range of steel and aluminum packages are available for each vehicle.



**TRADE SPECIFIC**

Packages are created with the specific trades in mind. Optimized for maximum productivity.



**PERFECT FIT**

Engineered to optimize space. Layout designed to ensure that all tools are well within reach.

# TRADE PACKAGES

**BOX TRUCK, STEP VAN & TRAILER** ..... P. 54

**CHEVROLET**

EXPRESS ..... P. 61

**FORD**

TRANSIT ..... P. 68

TRANSIT CONNECT ..... P. 82

**GMC**

SAVANA ..... P. 89

**MERCEDES-BENZ**

METRIS ..... P. 96

SPRINTER ..... P. 103

**RAM**

PROMASTER ..... P. 114


PROMASTER CITY ..... P. 121

Get more out of your work van: Ranger Design packages are designed specifically with your trade in mind. Our aim is to ensure that your most frequently used tools and equipment are well within reach.

Do you see a way that we can improve our packages? We appreciate your feedback! Contact our customer service team at **1-800-565-5321**.



## BOX TRUCK STEP VAN & TRAILER




### BTS-10 CONTRACTOR

Steel	Short 10+	High Roof
211 lbs	2.8 hrs	Yes

Qty	Part	Description
1	6070	6" Hook, 3" opening, painted
1	N5-RS60-4	Steel shelving unit for high roof van, 14" D x 60" W x 62" H
1	N5-RS96-4	Steel shelving unit for high roof van, 14" D x 96" W x 62" H

Aisle space calculated for this package is based on an 84" wide box.



### BTL-10 CONTRACTOR

Steel	Long 14+	High Roof
266 lbs	3.8 hrs	Yes

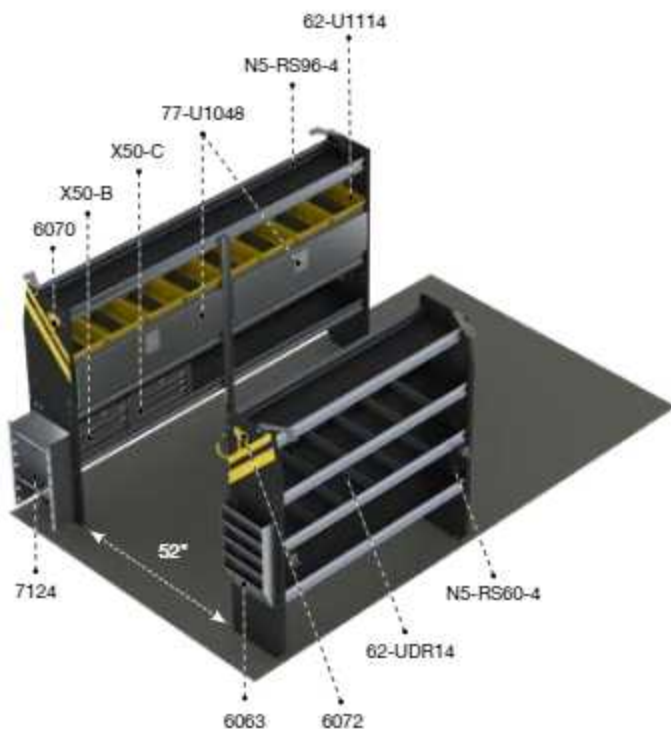
Qty	Part	Description
1	6070	6" Hook, 3" opening, painted
3	N5-RS60-4	Steel shelving unit for high roof van, 14" D x 60" W x 62" H

Aisle space calculated for this package is based on an 84" wide box.





**BOX TRUCK STEP VAN & TRAILER**



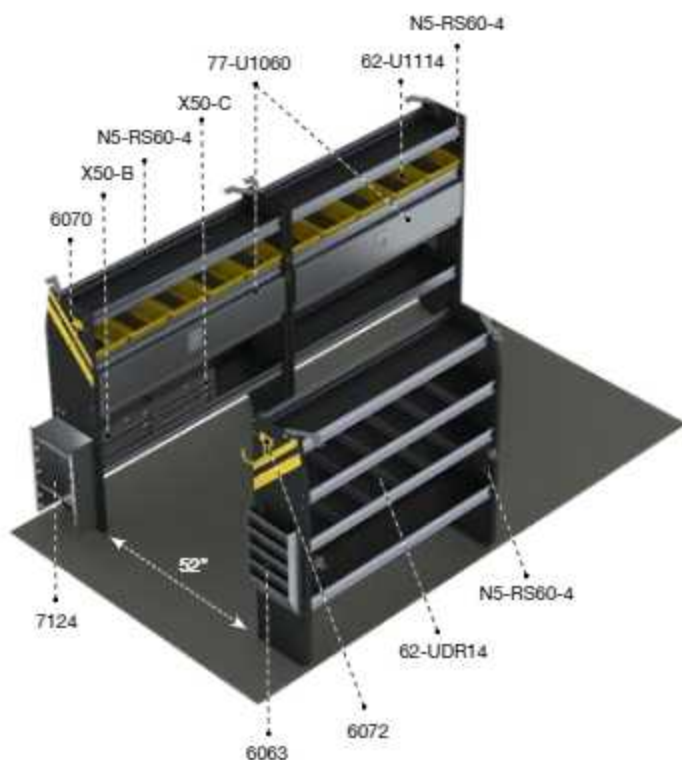
**BTS-11**  
ELECTRICAL

Steel	Short 10+	High Roof
324 lbs	5.3 hrs	Yes

Qty	Part	Description
1	6063	Paper holder, extra deep, 5 slots
1	6070	6" Hook, 3" opening, painted
1	6072	8" Swivel hook, 4" opening, painted
8	62-U1114	14" Deep plastic bin
2	62-UDR14	Set of 5 dividers for a 14" shelf
1	7124	Reel holder with two 5/8" diameter rods
2	77-U1048	Adjustable shelving door unit - 45" W - for 48" & 96" shelves
1	N5-RS60-4	Steel shelving unit for high roof van, 14" D x 60" W x 62" H
1	N5-RS96-4	Steel shelving unit for high roof van, 14" D x 96" W x 62" H
1	X50-B	Compact 2-drawer unit
1	X50-C	Compact 3-drawer unit

Aisle space calculated for this package is based on an 84" wide box.

PACKAGES



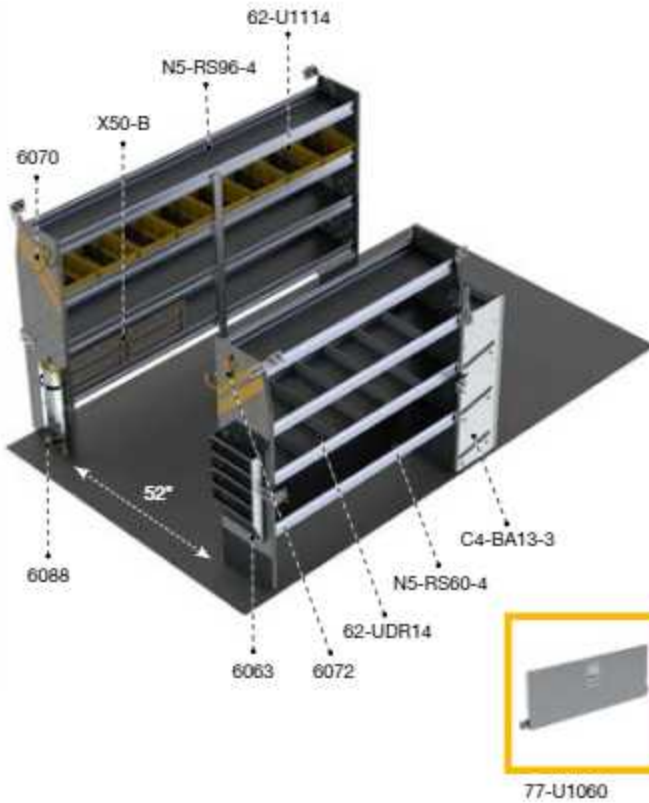
**BTL-11**  
ELECTRICAL

Steel	Long 14+	High Roof
386 lbs	6.3 hrs	Yes

Qty	Part	Description
1	6063	Paper holder, extra deep, 5 slots
1	6070	6" Hook, 3" opening, painted
1	6072	8" Swivel hook, 4" opening, painted
10	62-U1114	14" Deep plastic bin
2	62-UDR14	Set of 5 dividers for a 14" shelf
1	7124	Reel holder with two 5/8" diameter rods
2	77-U1060	Adjustable shelving door unit - 57" W - for 60" shelves
3	N5-RS60-4	Steel shelving unit for high roof van, 14" D x 60" W x 62" H
1	X50-B	Compact 2-drawer unit
1	X50-C	Compact 3-drawer unit

Aisle space calculated for this package is based on an 84" wide box.

## BOX TRUCK STEP VAN & TRAILER



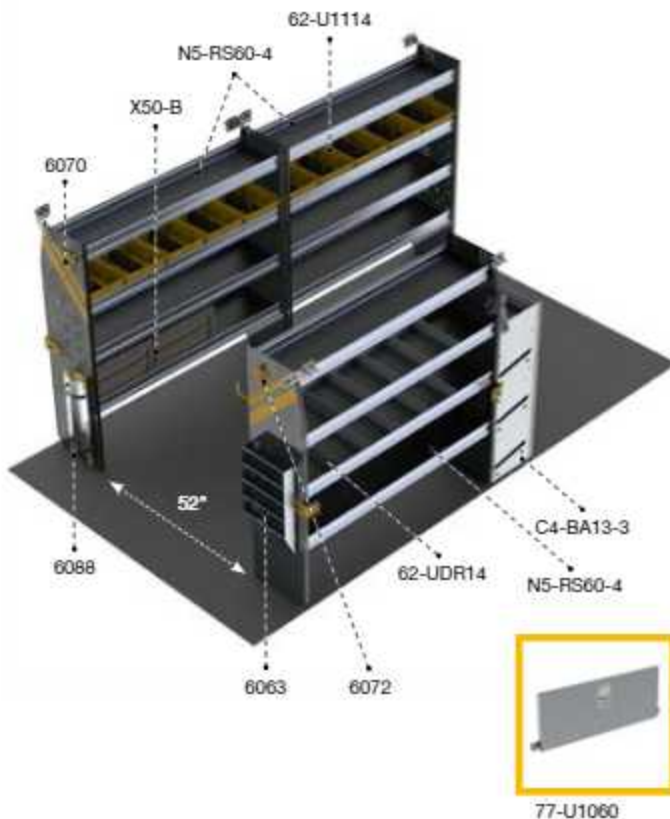
### BTS-12 HVAC

Steel	Short 10+	High Roof
334 lbs	5.1 hrs	Yes

Qty	Part	Description
1	C4-BA13-3	3 Tier refrigerant rack for large bottles
1	6063	Paper holder, extra deep, 5 slots
1	6070	6" Hook, 3" opening, painted
1	6072	8" Swivel hook, 4" opening, painted
1	6088	Large aluminum bottle holder, with two black nylon straps
8	62-U1114	14" Deep plastic bin
2	62-UDR14	Set of 5 dividers for a 14" shelf
1	77-U1060	Adjustable shelving door unit - 57" W - for 60" shelves
1	N5-RS60-4	Steel shelving unit for high roof van, 14" D x 60" W x 62" H
1	N5-RS96-4	Steel shelving unit for high roof van, 14" D x 96" W x 62" H
2	X50-B	Compact 2-drawer unit

Aisle space calculated for this package is based on an 84" wide box.

Packages BTS-12 and BTL-12 are designed for boxes with side access. For boxes with no side access, it is recommended to reposition the C4-BA13-3 bottle rack.



### BTL-12 HVAC

Steel	Long 14+	High Roof
393 lbs	6.1 hrs	Yes

Qty	Part	Description
1	C4-BA13-3	3 Tier refrigerant rack for large bottles
1	6063	Paper holder, extra deep, 5 slots
1	6070	6" Hook, 3" opening, painted
1	6072	8" Swivel hook, 4" opening, painted
1	6088	Large aluminum bottle holder, with two black nylon straps
10	62-U1114	14" Deep plastic bin
2	62-UDR14	Set of 5 dividers for a 14" shelf
1	77-U1060	Adjustable shelving door unit - 57" W - for 60" shelves
3	N5-RS60-4	Steel shelving unit for high roof van, 14" D x 60" W x 62" H
2	X50-B	Compact 2-drawer unit

Aisle space calculated for this package is based on an 84" wide box.



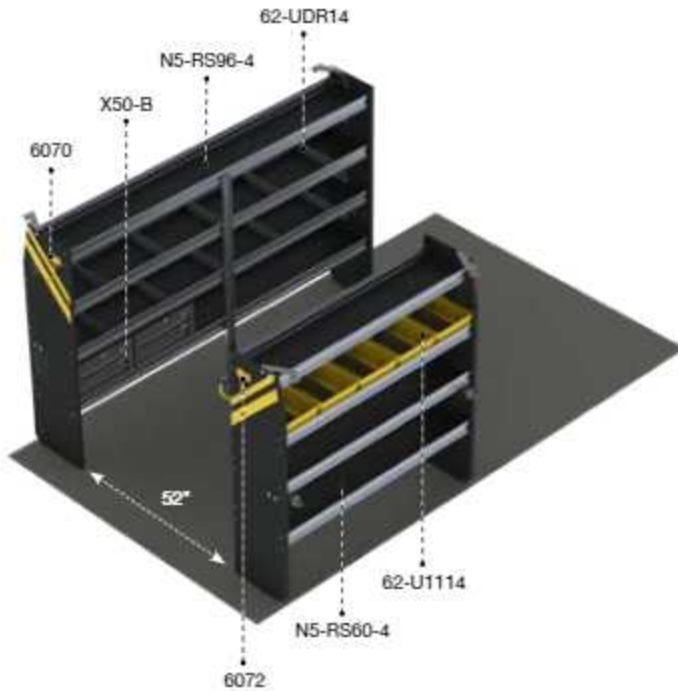


# HVAC **BTL-12**

**BOX TRUCK** STEP VAN & TRAILER





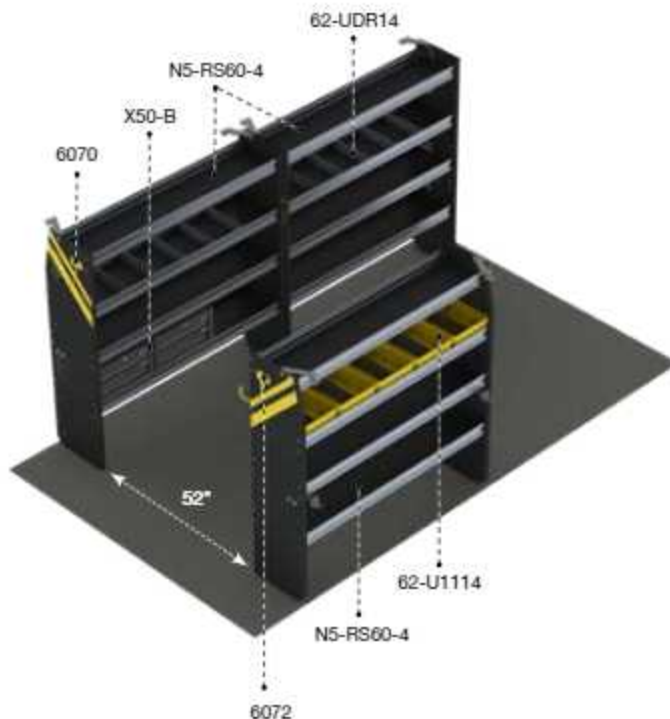


### BTS-16 SERVICE

Steel	Short 10+	High Floor
281 lbs	3.6 hrs	Yes

Qty	Part	Description
1	6070	6" Hook, 3" opening, painted
1	6072	8" Swivel hook, 4" opening, painted
5	62-U1114	14" Deep plastic bin
2	62-UDR14	Set of 5 dividers for a 14" shelf
1	N5-RS60-4	Steel shelving unit for high roof van, 14" D x 60" W x 62" H
1	N5-RS96-4	Steel shelving unit for high roof van, 14" D x 96" W x 62" H
2	X50-B	Compact 2-drawer unit

Aisle space calculated for this package is based on an 84" wide box.



### BTL-16 SERVICE

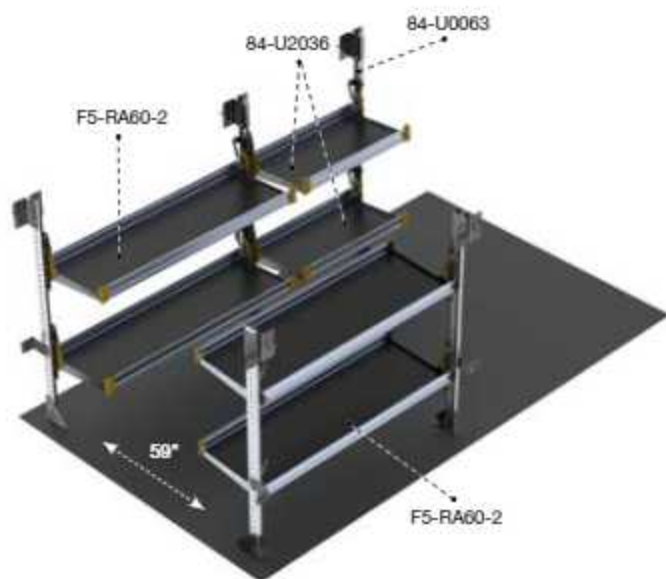
Steel	Long 14+	High Floor
336 lbs	4.6 hrs	Yes

Qty	Part	Description
1	6070	6" Hook, 3" opening, painted
1	6072	8" Swivel hook, 4" opening, painted
5	62-U1114	14" Deep plastic bin
2	62-UDR14	Set of 5 dividers for a 14" shelf
3	N5-RS60-4	Steel shelving unit for high roof van, 14" D x 60" W x 62" H
2	X50-B	Compact 2-drawer unit

Aisle space calculated for this package is based on an 84" wide box.



**BOX TRUCK STEP VAN & TRAILER**



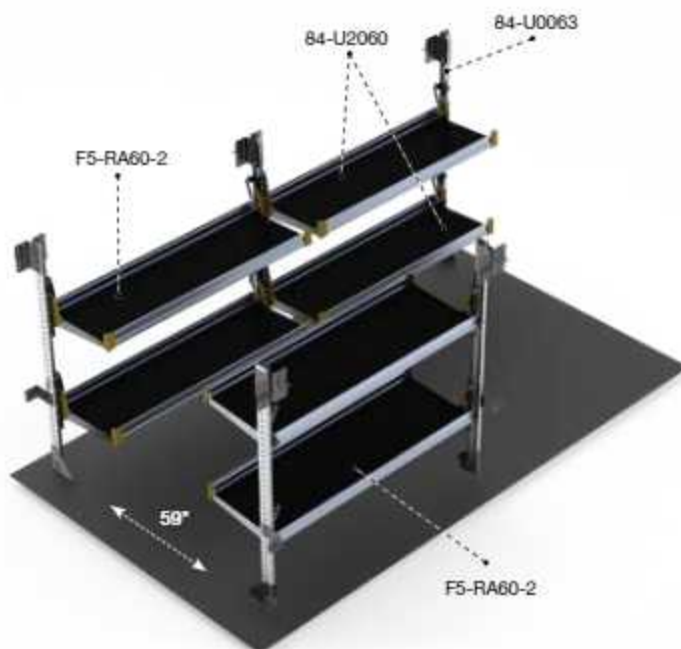
**BTS-19**  
DELIVERY

Aluminum	Short 10+	High Roof
212 lbs	4.3 hrs	Yes

Qty	Part	Description
1	84-U0063	Post assembly for fold-away shelving 63"
2	84-U2036	Fold-away shelf tray, 20" D x 36" W
2	F5-RA60-2	Fold-away unit, 2 levels, 25" D x 60" W x 63" H

Aisle space calculated for this package is based on an 84" wide box.

PACKAGES



**BTL-19**  
DELIVERY

Aluminum	Long 14+	High Roof
226 lbs	4.3 hrs	Yes

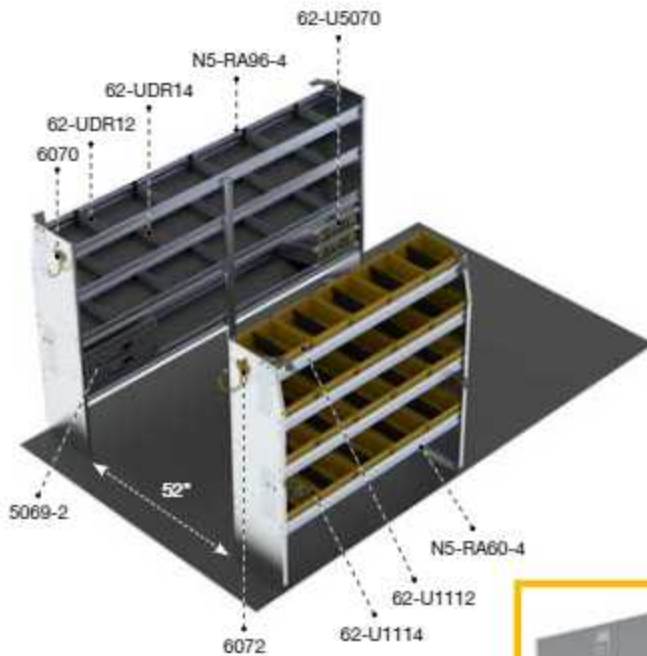
Qty	Part	Description
1	84-U0063	Post assembly for fold-away shelving 63"
2	84-U2060	Fold-away shelf tray, 60" W x 20" D
2	F5-RA60-2	Fold-away unit, 2 levels, 25" D x 60" W x 63" H

Aisle space calculated for this package is based on an 84" wide box.

## BOX TRUCK STEP VAN & TRAILER



PACKAGES



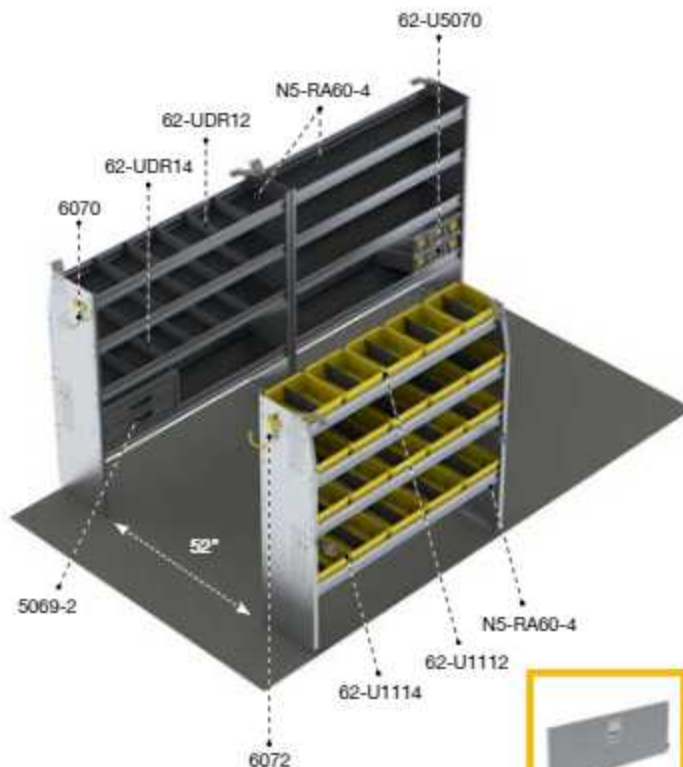
77-U1060

### BTS-27 ALUMINUM

Aluminum	Short 10+	High Roof
293 lbs	4.6 hrs	Yes

Qty	Part	Description
1	5069-2	2 Drawer cabinet
2	62-U5070	Partskeeper carry case with holder
1	6070	6" Hook, 3" opening, painted
1	6072	8" Swivel hook, 4" opening, painted
5	62-U1112	12" Deep plastic bin
15	62-U1114	14" Deep plastic bin
1	62-UDR12	Set of 5 dividers for a 12" shelf
2	62-UDR14	Set of 5 dividers for a 14" shelf
1	77-U1060	Adjustable shelving door unit - 57" W - for 60" shelves
1	N5-RA60-4	Aluminum shelving unit high roof van, 60", 14"D x 60" W x 62"H
1	N5-RA96-4	Aluminum shelving unit high roof van, 96", 14"D x 96" W x 62"H

Aisle space calculated for this package is based on an 84" wide box.



77-U1060

### BTL-27 ALUMINUM

Aluminum	Long 14+	High Roof
400 lbs	6.8 hrs	Yes

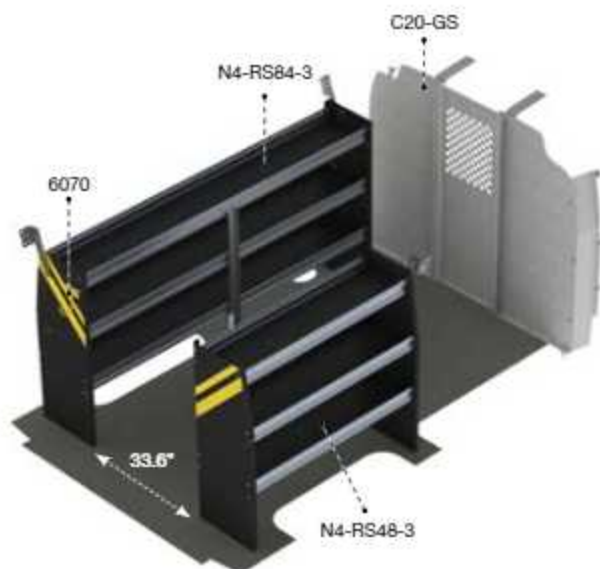
Qty	Part	Description
1	5069-2	2 Drawer cabinet
2	62-U5070	Partskeeper carry case with holder
1	6070	6" Hook, 3" opening, painted
1	6072	8" Swivel hook, 4" opening, painted
5	62-U1112	12" Deep plastic bin
15	62-U1114	14" Deep plastic bin
1	62-UDR12	Set of 5 dividers for a 12" shelf
2	62-UDR14	Set of 5 dividers for a 14" shelf
1	77-U1060	Adjustable shelving door unit - 57" W - for 60" shelves
3	N5-RA60-4	Aluminum shelving unit high roof van, 60", 14"D x 60" W x 62"H

Aisle space calculated for this package is based on an 84" wide box.





CHEVROLET EXPRESS



## GSR-10

### CONTRACTOR

Steel	135"	Standard
203 lbs	3.8 hrs	Yes

Qty	Part	Description
1	6070	6" Hook, 3" opening, painted
1	C20-GS	Straight steel partition with perforated window, no access
1	N4-RS48-3	Steel shelving unit for low roof van 14" D x 48" W x 44.5" H
1	N4-RS84-3	Steel shelving unit for low roof van 14" D x 84" W x 44.5" H

PACKAGES

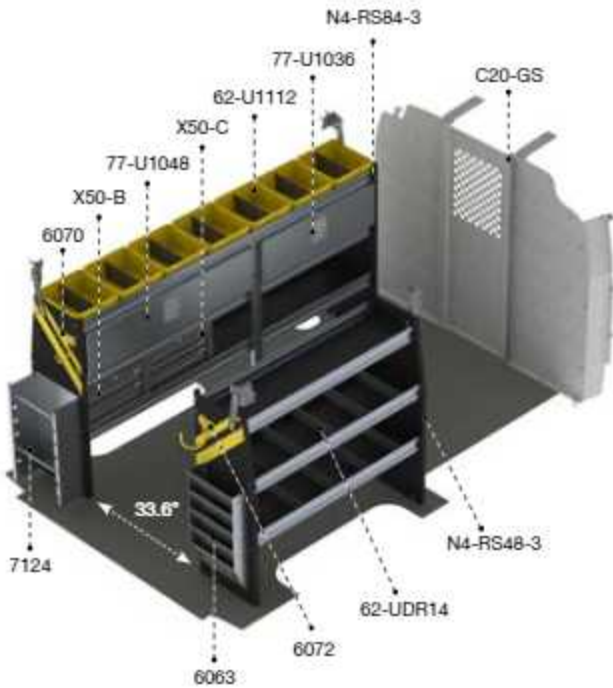


## GSL-10

### CONTRACTOR

Steel	155"	Standard
211 lbs	3.8 hrs	Yes

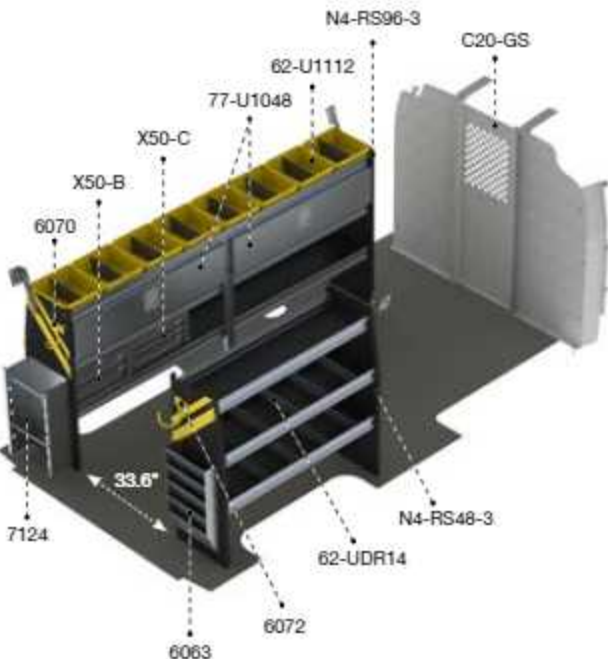
Qty	Part	Description
1	6070	6" Hook, 3" opening, painted
1	C20-GS	Straight steel partition with perforated window, no access
1	N4-RS48-3	Steel shelving unit for low roof van 14" D x 48" W x 44.5" H
1	N4-RS96-3	Steel shelving unit for low roof van 14" D x 96" W x 44.5" H



## GSR-11 ELECTRICAL

Steel	135°	Standard
311 lbs	6.3 hrs	Yes

Qty	Part	Description
1	6063	Paper holder, extra deep, 5 slots
1	6070	6" Hook, 3" opening, painted
1	6072	8" Swivel hook, 4" opening, painted
1	7124	Reel holder with two 5/8" diameter rods
7	62-U1112	12" deep plastic bin
2	62-UDR14	Set of 5 dividers for a 14" Shelf
1	77-U1036	Adjustable shelving door unit - 33" W - for 36" & 72" shelves
1	77-U1048	Adjustable shelving door unit - 45" W - for 48" & 96" shelves
1	C20-GS	Straight steel partition with perforated window, no access
1	N4-RS48-3	Steel shelving unit for low roof van 14" D x 48" W x 44.5" H
1	N4-RS84-3	Steel shelving unit for low roof van 14" D x 84" W x 44.5" H
1	X50-B	Compact 2-drawer unit
1	X50-C	Compact 3-drawer unit



## GSL-11 ELECTRICAL

Steel	155°	Standard
322 lbs	6.3 hrs	Yes

Qty	Part	Description
1	6063	Paper holder, extra deep, 5 slots
1	6070	6" Hook, 3" opening, painted
1	6072	8" Swivel hook, 4" opening, painted
1	7124	Reel holder with two 5/8" diameter rods
8	62-U1112	12" deep plastic bin
2	62-UDR14	Set of 5 dividers for a 14" Shelf
2	77-U1048	Adjustable shelving door unit - 45" W - for 48" & 96" shelves
1	C20-GS	Straight steel partition with perforated window, no access
1	N4-RS48-3	Steel shelving unit for low roof van 14" D x 48" W x 44.5" H
1	N4-RS96-3	Steel shelving unit for low roof van 14" D x 96" W x 44.5" H
1	X50-B	Compact 2-drawer unit
1	X50-C	Compact 3-drawer unit



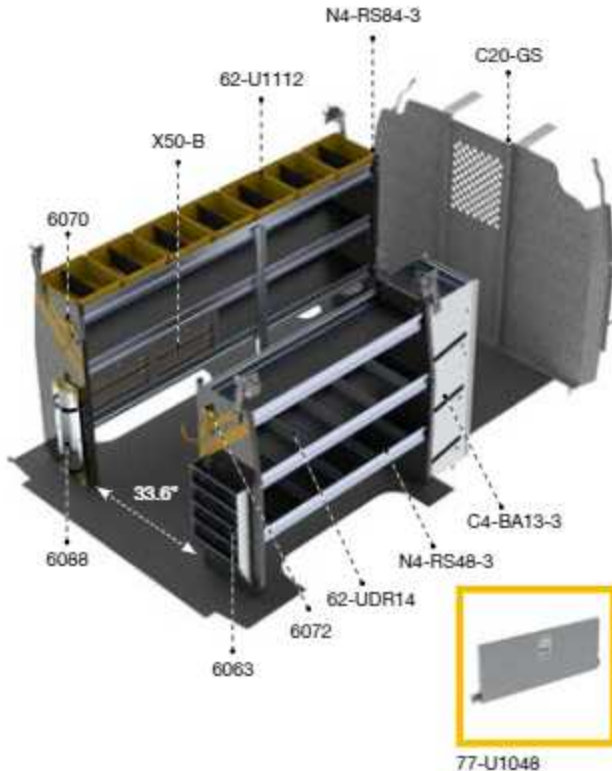


# ELECTRICAL **GSR-11**

**CHEVROLET EXPRESS**





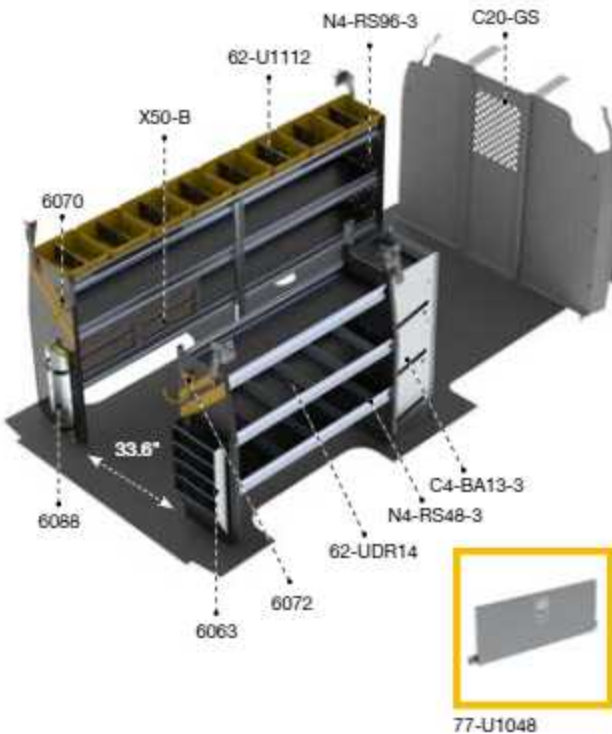


### GSR-12 HVAC

Steel	135"	Standard
320 lbs	6.1 hrs	Yes

Qty	Part	Description
1	C4-BA13-3	3 Tier refrigerant rack for large bottles
1	6063	Paper holder, extra deep, 5 slots
1	6070	6" Hook, 3" opening, painted
1	6072	8" Swivel hook, 4" opening, painted
1	6088	Large aluminum bottle holder, with two black nylon straps
7	62-U1112	12" deep plastic bin
2	62-UDR14	Set of 5 dividers for a 14" Shell
1	77-U1048	Adjustable shelving door unit - 45" W - for 48" & 96" shelves
1	C20-GS	Straight steel partition with perforated window, no access
1	N4-RS48-3	Steel shelving unit for low roof van 14" D x 48" W x 44.5" H
1	N4-RS84-3	Steel shelving unit for low roof van 14" D x 84" W x 44.5" H
2	X50-B	Compact 2-drawer unit

PACKAGES



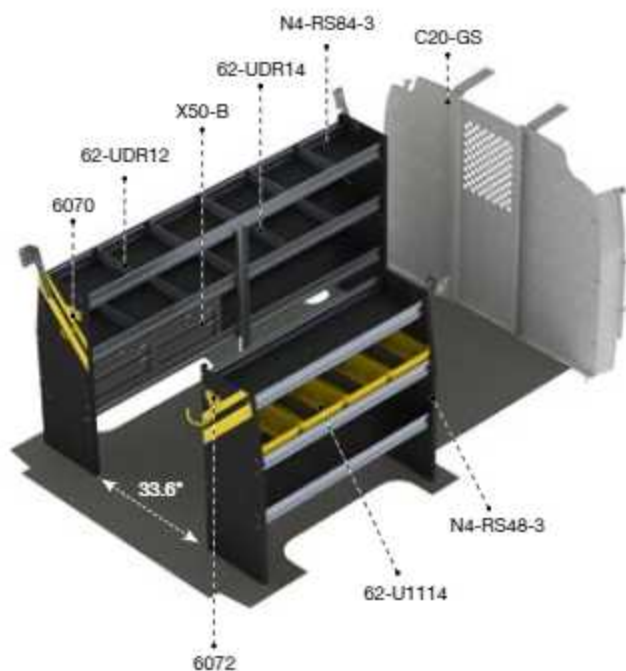
### GSL-12 HVAC

Steel	155"	Standard
330 lbs	6.1 hrs	Yes

Qty	Part	Description
1	C4-BA13-3	3 Tier refrigerant rack for large bottles
1	6063	Paper holder, extra deep, 5 slots
1	6070	6" Hook, 3" opening, painted
1	6072	8" Swivel hook, 4" opening, painted
1	6088	Large aluminum bottle holder, with two black nylon straps
8	62-U1112	12" deep plastic bin
2	62-UDR14	Set of 5 dividers for a 14" Shell
1	77-U1048	Adjustable shelving door unit - 45" W - for 48" & 96" shelves
1	C20-GS	Straight steel partition with perforated window, no access
1	N4-RS48-3	Steel shelving unit for low roof van 14" D x 48" W x 44.5" H
1	N4-RS96-3	Steel shelving unit for low roof van 14" D x 96" W x 44.5" H
2	X50-B	Compact 2-drawer unit



CHEVROLET EXPRESS

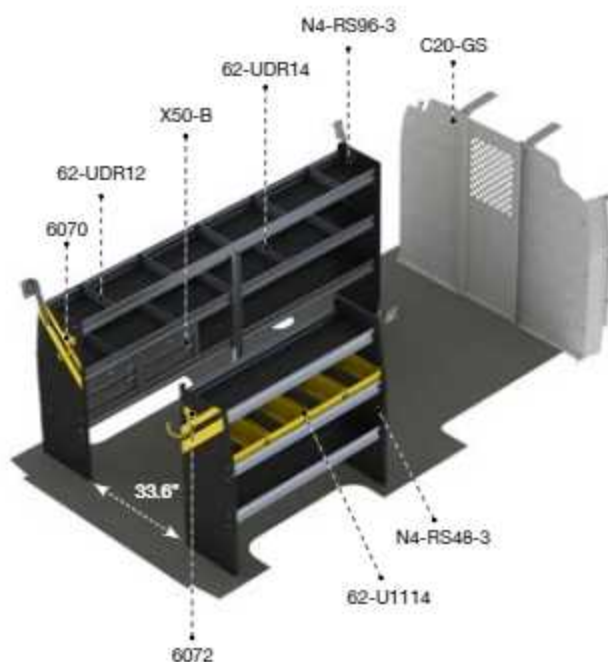


## GSR-16

SERVICE

Steel	135"	Standard
270 lbs	4.6 hrs	Yes

Qty	Part	Description
1	6070	6" Hook, 3" opening, painted
1	6072	8" Swivel hook, 4" opening, painted
4	62-U1114	14" deep plastic bin
1	62-UDR12	Set of 5 dividers for a 12" Shelf
1	62-UDR14	Set of 5 dividers for a 14" Shelf
1	C20-GS	Straight steel partition with perforated window, no access
1	N4-RS48-3	Steel shelving unit for low roof van 14" D x 48" W x 44.5" H
1	N4-RS84-3	Steel shelving unit for low roof van 14" D x 84" W x 44.5" H
2	X50-B	Compact 2-drawer unit

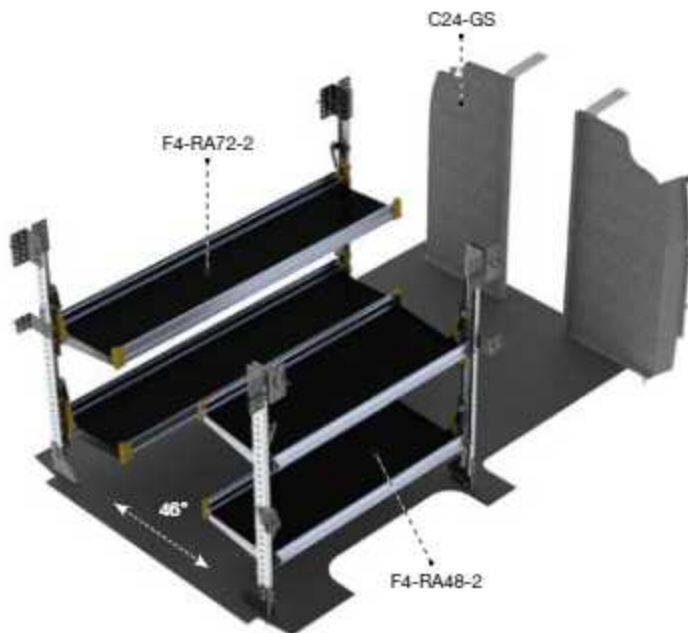


## GSL-16

SERVICE

Steel	155"	Standard
278 lbs	4.6 hrs	Yes

Qty	Part	Description
1	6070	6" Hook, 3" opening, painted
1	6072	8" Swivel hook, 4" opening, painted
4	62-U1114	14" deep plastic bin
1	62-UDR12	Set of 5 dividers for a 12" Shelf
1	62-UDR14	Set of 5 dividers for a 14" Shelf
1	C20-GS	Straight steel partition with perforated window, no access
1	N4-RS48-3	Steel shelving unit for low roof van 14" D x 48" W x 44.5" H
1	N4-RS96-3	Steel shelving unit for low roof van 14" D x 96" W x 44.5" H
2	X50-B	Compact 2-drawer unit

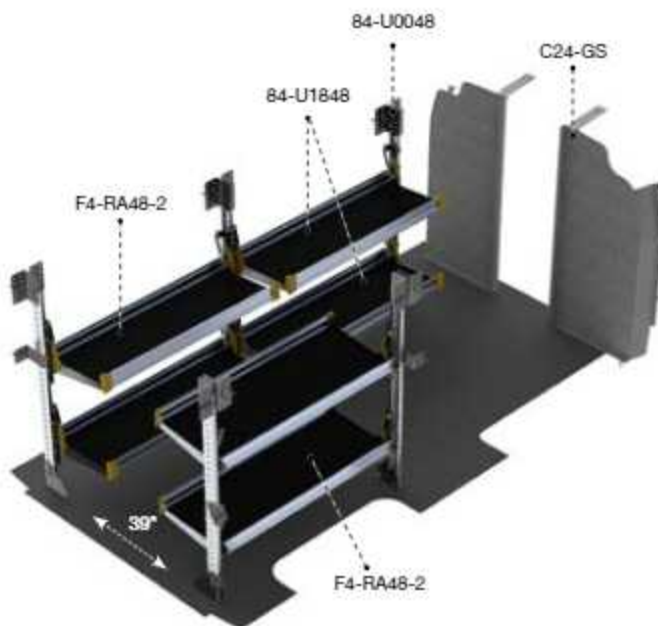


### GSR-19 DELIVERY

Aluminum	135*	Standard
195 lbs	4.2 hrs	Yes

Qty	Part	Description
1	C24-GS	Straight walk through steel partition
1	F4-RA72-2	Fold-away unit, 2 levels, 22" D x 72" W x 47" H
1	F4-RA48-2	Fold-away unit, 2 levels, 22" D x 48" W x 47" H

PACKAGES



### GSL-19 DELIVERY

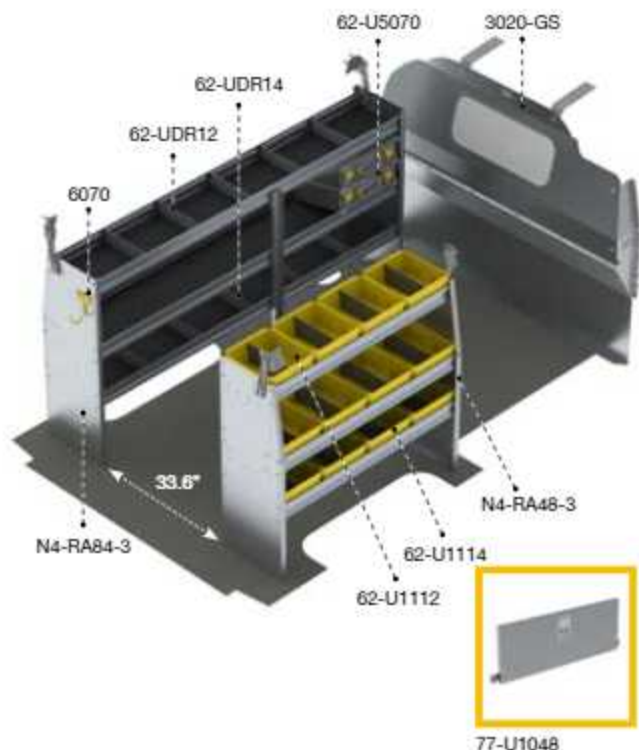
Aluminum	155*	Standard
239 lbs	5.3 hrs	Yes

Qty	Part	Description
1	84-U0048	Post assembly for fold-away shelving, 48"
2	84-U1848	Fold-away shelf tray, 18" D x 48" W
1	C24-GS	Straight walk through steel partition
2	F4-RA48-2	Fold-away unit, 2 levels, 22" D x 48" W x 47" H





CHEVROLET EXPRESS

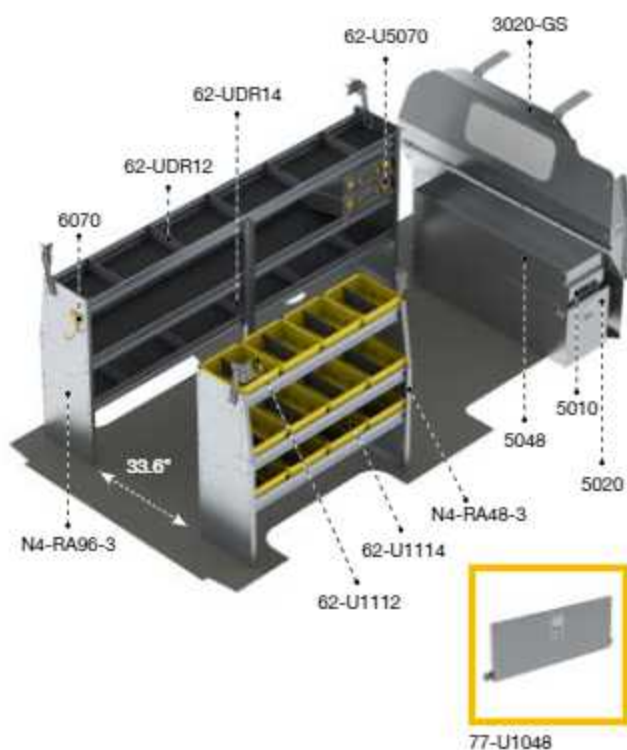


### GSR-27 ALUMINUM

Aluminum	135"	Standard
224 lbs	4.4 hrs	Yes

Qty	Part	Description
1	3020-GS	Countoured safety partition with glass window
2	62-U5070	Partskeeper carry case with holder
1	6070	6" Hook, 3" opening, painted
4	62-U1112	12" deep plastic bin
8	62-U1114	14" deep plastic bin
1	62-UDR12	Set of 5 dividers for a 12" Shelf
1	62-UDR14	Set of 5 dividers for a 14" Shelf
1	77-U1048	Adjustable shelving door unit - 45" W - for 48" & 96" shelves
1	N4-RA48-3	Aluminum shelving unit for low roof van 14" D x 48" W x 44.5" H
1	N4-RA84-3	Aluminum shelving unit for low roof van 14" D x 84" W x 44.5" H

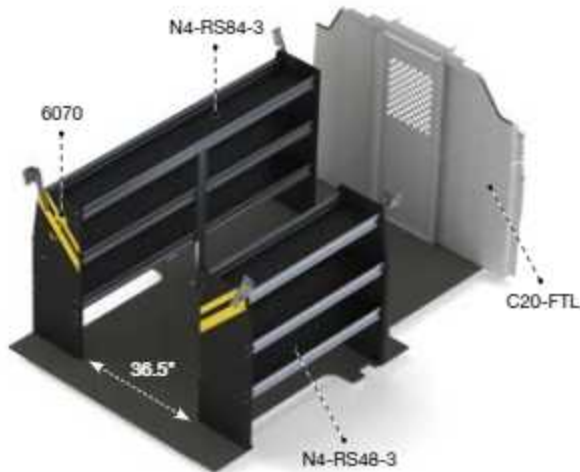
PACKAGES



### GSL-27 ALUMINUM

Aluminum	155"	Standard
339 lbs	6.1 hrs	Yes

Qty	Part	Description
1	3020-GS	Countoured safety partition with glass window
1	5010	Partslider drawer 48" D
1	5020	Tool Drawer 48" D x 14" W x 16" H
1	5048	Top edge
2	62-U5070	Partskeeper carry case with holder
1	6070	6" Hook, 3" opening, painted
4	62-U1112	12" deep plastic bin
8	62-U1114	14" deep plastic bin
1	62-UDR12	Set of 5 dividers for a 12" Shelf
1	62-UDR14	Set of 5 dividers for a 14" Shelf
1	77-U1048	Adjustable shelving door unit - 45" W - for 48" & 96" shelves
1	N4-RA48-3	Aluminum shelving unit for low roof van 14" D x 48" W x 44.5" H
1	N4-RA96-3	Aluminum shelving unit for low roof van 14" D x 96" W x 44.5" H



### FTL-10 CONTRACTOR

	Steel		130", 148"		Low Roof
	206 lbs		3.3 hrs		Yes

Qty	Part #	Description
1	6070	6" Hook, 3" opening, painted
1	C20-FTL	Straight steel partition with perforated window, no access
1	N4-RS48-3	Steel shelving unit for low roof van, 14" D x 48" W x 44.5" H
1	N4-RS84-3	Steel shelving unit for low roof van, 14" D x 84" W x 44.5" H



### FTR-10 CONTRACTOR

	Steel		130"		Medium Roof
	268 lbs		3.8 hrs		Yes

Qty	Part #	Description
1	6070	6" Hook, 3" opening, painted
1	C20-FTM	Straight steel partition with perforated window, no access
1	N5-RS48-4	Steel shelving unit for high roof van, 14" D x 48" W x 62" H
1	N5-RS84-4	Steel shelving unit for high roof van, 14" D x 84" W x 62" H



FORD TRANSIT



## FTM-10 CONTRACTOR

Steel	148"	Medium Roof
288 lbs	3.8 hrs	Yes

Qty	Part #	Description
1	6070	6" Hook, 3" opening, painted
1	C20-FTM	Straight steel partition with perforated window, no access
1	N5-RS60-4	Steel shelving unit for high roof van, 14" D x 60" W x 62" H
1	N5-RS96-4	Steel shelving unit for high roof van, 14" D x 96" W x 62" H

PACKAGES



## FTH-10 CONTRACTOR

Steel	148", 148" Ext.	High Roof
303 lbs	3.8 hrs	Yes

Qty	Part #	Description
1	6070	6" Hook, 3" opening, painted
1	C20-FTH	Straight steel partition with perforated window, no access
1	N5-RS60-4	Steel shelving unit for high roof van, 14" D x 60" W x 62" H
1	N5-RS96-4	Steel shelving unit for high roof van, 14" D x 96" W x 62" H





### FTL-11 ELECTRICAL

	Steel		130", 148"		Low Roof
	314 lbs		5.8 hrs		Yes

Qty	Part #	Description
1	6063	Paper holder, extra deep, 5 slots
1	6070	6" Hook, 3" opening, painted
1	6072	8" Swivel hook, 4" opening, painted
7	62-U1112	12" Deep plastic bin
2	62-UDR14	Set of 5 dividers for a 14" shelf
1	7124	Reel holder with two 5/8" diameter rods
1	77-U1036	Adjustable shelving door unit - 33" W - for 36" and 72" shelves
1	77-U1048	Adjustable shelving door unit - 45" W - for 48" and 96" shelves
1	C20-FTL	Straight steel partition with perforated window, no access
1	N4-RS48-3	Steel shelving unit for low roof van, 14"D x 48" W x 44.5"H
1	N4-RS84-3	Steel shelving unit for low roof van, 14"D x 84" W x 44.5"H
1	X50-B	Compact 2-drawer unit
1	X50-C	Compact 3-drawer unit



### FTR-11 ELECTRICAL

	Steel		130"		Medium Roof
	377 lbs		6.3 hrs		Yes

Qty	Part #	Description
1	6063	Paper holder, extra deep, 5 slots
1	6070	6" Hook, 3" opening, painted
1	6072	8" Swivel hook, 4" opening, painted
7	62-U1114	14" Deep plastic bin
2	62-UDR14	Set of 5 dividers for a 14" shelf
1	7124	Reel holder with two 5/8" diameter rods
1	77-U1036	Adjustable shelving door unit - 33" W - for 36" and 72" shelves
1	77-U1048	Adjustable shelving door unit - 45" W - for 48" and 96" shelves
1	C20-FTM	Straight steel partition with perforated window, no access
1	N5-RS48-4	Steel shelving unit for high roof van, 14"D x 48" W x 62"H
1	N5-RS84-4	Steel shelving unit for high roof van, 14"D x 84" W x 62"H
1	X50-B	Compact 2-drawer unit
1	X50-C	Compact 3-drawer unit

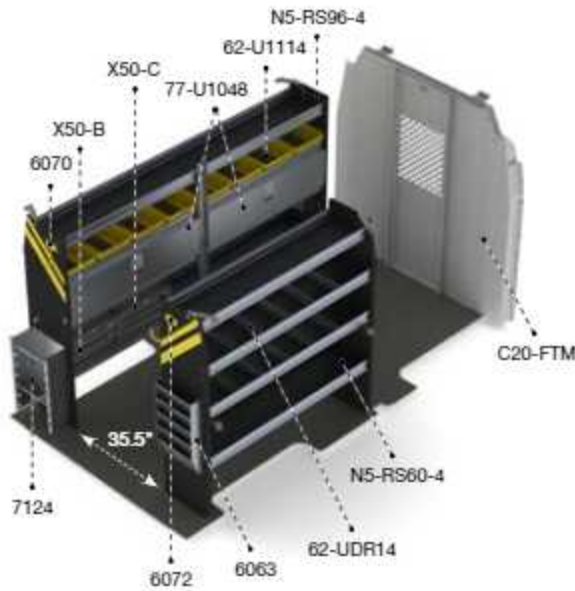


# ELECTRICAL **FTM-11**

**FORD TRANSIT**







### FTM-11 ELECTRICAL

	Steel		148"		Medium Floor
	401 lbs		6.3 hrs		Yes

Qty	Part #	Description
1	6063	Paper holder, extra deep, 5 slots
1	6070	6" Hook, 3" opening, painted
1	6072	8" Swivel hook, 4" opening, painted
8	62-U1114	14" Deep plastic bin
2	62-UDR14	Set of 5 dividers for a 14" shelf
1	7124	Reel holder with two 5/8" diameter rods
2	77-U1048	Adjustable shelving door unit - 45" W - for 48" and 96" shelves
1	C20-FTM	Straight steel partition with perforated window, no access
1	N5-RS60-4	Steel shelving unit for high roof van, 14"D x 60" W x 62"H
1	N5-RS96-4	Steel shelving unit for high roof van, 14"D x 96" W x 62"H
1	X50-B	Compact 2-drawer unit
1	X50-C	Compact 3-drawer unit



### FTH-11 ELECTRICAL

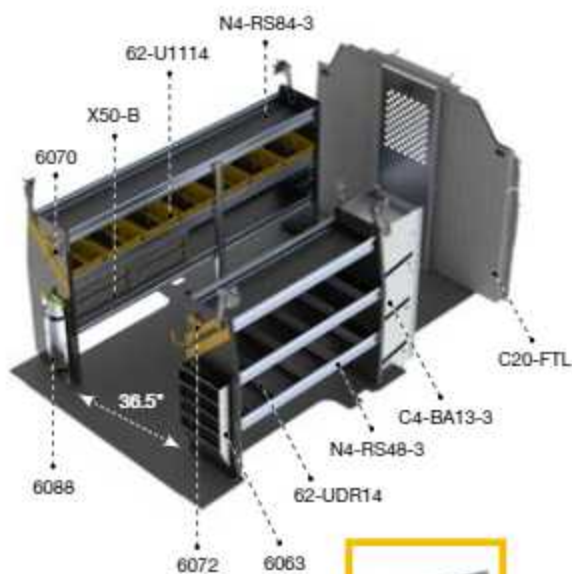
	Steel		148", 148" Ext.		High Roof
	416 lbs		6.3 hrs		Yes

Qty	Part #	Description
1	6063	Paper holder, extra deep, 5 slots
1	6070	6" Hook, 3" opening, painted
1	6072	8" Swivel hook, 4" opening, painted
8	62-U1114	14" Deep plastic bin
2	62-UDR14	Set of 5 dividers for a 14" shelf
1	7124	Reel holder with two 5/8" diameter rods
2	77-U1048	Adjustable shelving door unit - 45" W - for 48" and 96" shelves
1	C20-FTH	Straight steel partition with perforated window, no access
1	N5-RS60-4	Steel shelving unit for high roof van, 14"D x 60" W x 62"H
1	N5-RS96-4	Steel shelving unit for high roof van, 14"D x 96" W x 62"H
1	X50-B	Compact 2-drawer unit
1	X50-C	Compact 3-drawer unit





FORD TRANSIT



77-U1048

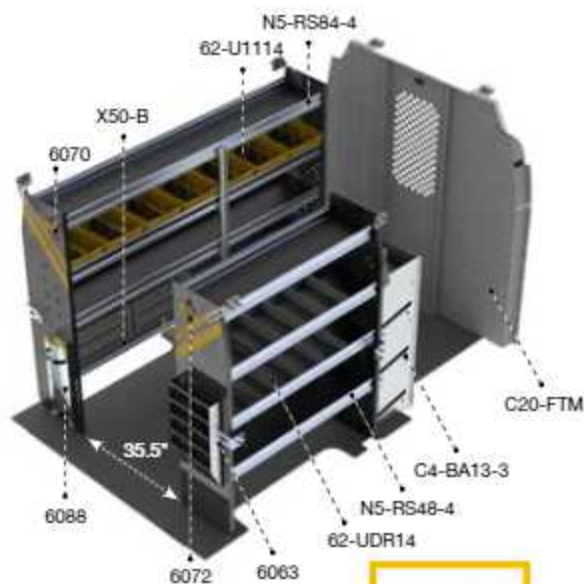
## FTL-12

HVAC

Steel	130", 148"	Low Roof
325 lbs	5.6 hrs	Yes

Qty	Part #	Description
1	C4-BA13-3	3 Tier refrigerant rack for large bottles
1	6063	Paper holder, extra deep, 5 slots
1	6070	6" Hook, 3" opening, painted
1	6072	8" Swivel hook, 4" opening, painted
1	6088	Large aluminum bottle holder, with two black nylon straps
7	62-U1114	14" Deep plastic bin
2	62-UDR14	Set of 5 dividers for a 14" shell
1	77-U1048	Adjustable shelving door unit - 45" W - for 48" & 96" shelves
1	C20-FTL	Straight steel partition with perforated window, no access
1	N4-RS48-3	Steel shelving unit for low roof van, 14" D x 48" W x 44.5" H
1	N4-RS84-3	Steel shelving unit for low roof van, 14" D x 84" W x 44.5" H
2	X50-B	Compact 2-drawer unit

PACKAGES



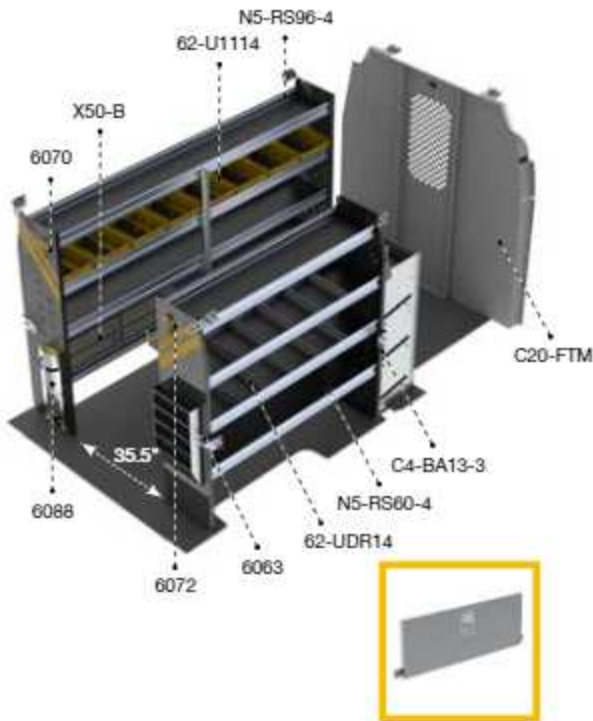
77-U1048

## FTR-12

HVAC

Steel	130"	Medium Roof
387 lbs	6.1 hrs	Yes

Qty	Part #	Description
1	C4-BA13-3	3 Tier refrigerant rack for large bottles
1	6063	Paper holder, extra deep, 5 slots
1	6070	6" Hook, 3" opening, painted
1	6072	8" Swivel hook, 4" opening, painted
1	6088	Large aluminum bottle holder, with two black nylon straps
7	62-U1114	14" Deep plastic bin
2	62-UDR14	Set of 5 dividers for a 14" shell
1	77-U1048	Adjustable shelving door unit - 45" W - for 48" & 96" shelves
1	C20-FTM	Straight steel partition with perforated window, no access
1	N5-RS48-4	Steel shelving unit for high roof van, 14" D x 48" W x 62" H
1	N5-RS84-4	Steel shelving unit for high roof van, 14" D x 84" W x 62" H
2	X50-B	Compact 2-drawer unit



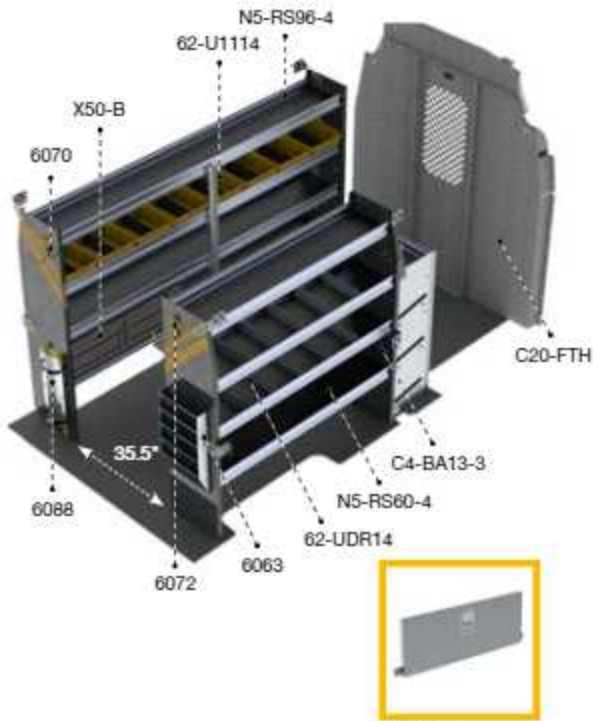
77-U1060

### FTM-12

HVAC

	Steel		148"		Medium Floor
	411 lbs.		6.1 hrs.		Yes

Qty	Part #	Description
1	C4-BA13-3	3 Tier refrigerant rack for large bottles
1	6063	Paper holder, extra deep, 5 slots
1	6070	6" Hook, 3" opening, painted
1	6072	8" Swivel hook, 4" opening, painted
1	6088	Large aluminum bottle holder, with two black nylon straps
8	62-U1114	14" Deep plastic bin
2	62-UDR14	Set of 5 dividers for a 14" shelf
1	77-U1060	Adjustable shelving door unit - 57" W - for 60" shelves
1	C20-FTM	Straight steel partition with perforated window, no access
1	N5-RS60-4	Steel shelving unit for high roof van, 14"D x 60" W x 62" H
1	N5-RS96-4	Steel shelving unit for high roof van, 14"D x 96" W x 62" H
2	X50-B	Compact 2-drawer unit



77-U1060

### FTH-12

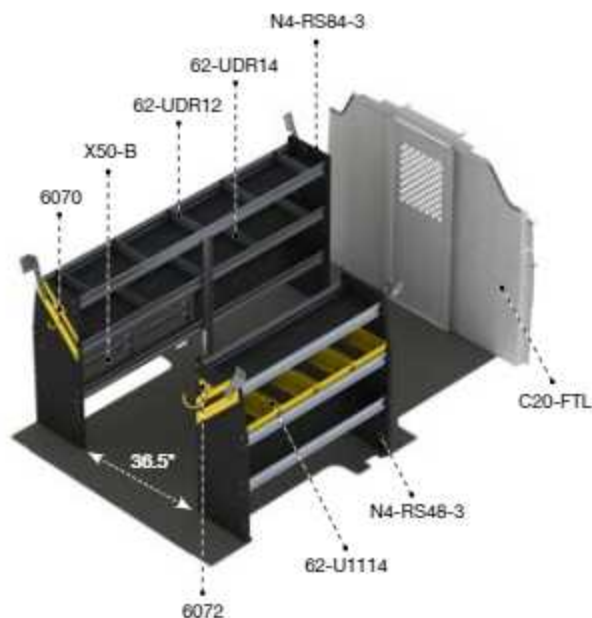
HVAC

	Steel		148", 148" Ext.		High Roof
	426 lbs.		6.1 hrs.		Yes

Qty	Part #	Description
1	C4-BA13-3	3 Tier refrigerant rack for large bottles
1	6063	Paper holder, extra deep, 5 slots
1	6070	6" Hook, 3" opening, painted
1	6072	8" Swivel hook, 4" opening, painted
1	6088	Large aluminum bottle holder, with two black nylon straps
8	62-U1114	14" Deep plastic bin
2	62-UDR14	Set of 5 dividers for a 14" shelf
1	77-U1060	Adjustable shelving door unit - 57" W - for 60" shelves
1	C20-FTH	Straight steel partition with perforated window, no access
1	N5-RS60-4	Steel shelving unit for high roof van, 14"D x 60" W x 62" H
1	N5-RS96-4	Steel shelving unit for high roof van, 14"D x 96" W x 62" H
2	X50-B	Compact 2-drawer unit



FORD TRANSIT

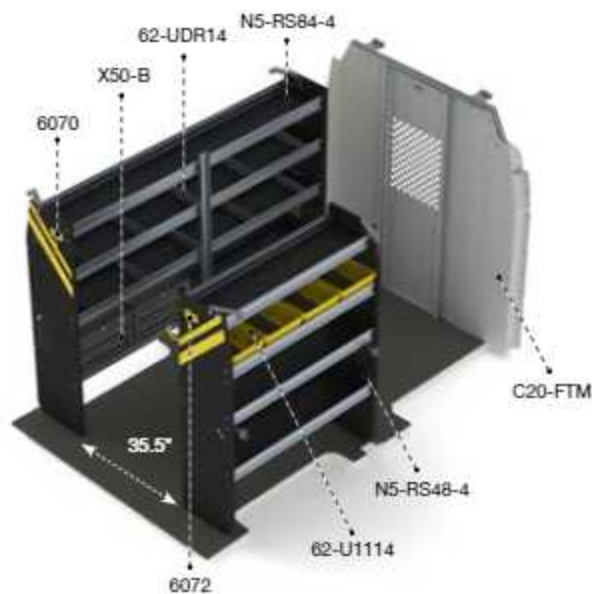


## FTL-16

### SERVICE

Steel	130", 148"	Low Roof
273 lbs	4.1 hrs	Yes

Qty	Part #	Description
1	6070	6" Hook, 3" opening, painted
1	6072	8" Swivel hook, 4" opening, painted
4	62-U1114	14" Deep plastic bin
1	62-UDR12	Set of 5 dividers for a 12" shell
1	62-UDR14	Set of 5 dividers for a 14" shell
1	C20-FTL	Straight steel partition with perforated window, no access
1	N4-RS48-3	Steel shelving unit for low roof van, 14"D x 48" W x 44.5"H
1	N4-RS84-3	Steel shelving unit for low roof van, 14"D x 84" W x 44.5"H
2	X50-B	Compact 2-drawer unit



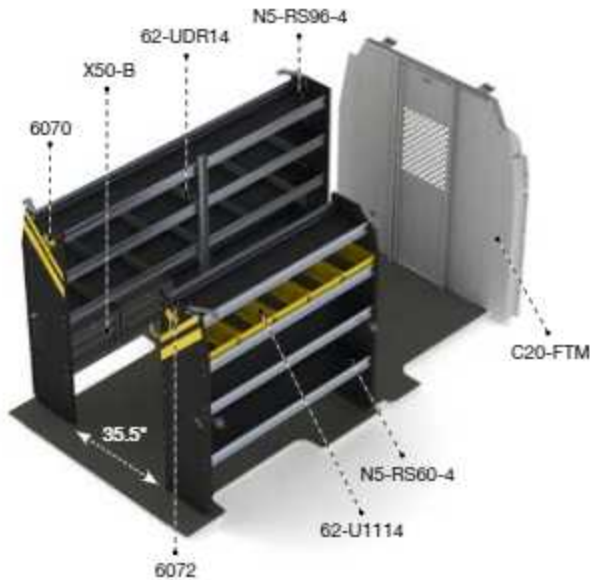
## FTR-16

### SERVICE

Steel	130"	Medium Roof
336 lbs	4.6 hrs	Yes

Qty	Part #	Description
1	6070	6" Hook, 3" opening, painted
1	6072	8" Swivel hook, 4" opening, painted
4	62-U1114	14" Deep plastic bin
2	62-UDR14	Set of 5 dividers for a 14" shell
1	C20-FTM	Straight steel partition with perforated window, no access
1	N5-RS48-4	Steel shelving unit for low roof van, 14"D x 48" W x 62"H
1	N5-RS84-4	Steel shelving unit for low roof van, 14"D x 84" W x 62"H
2	X50-B	Compact 2-drawer unit

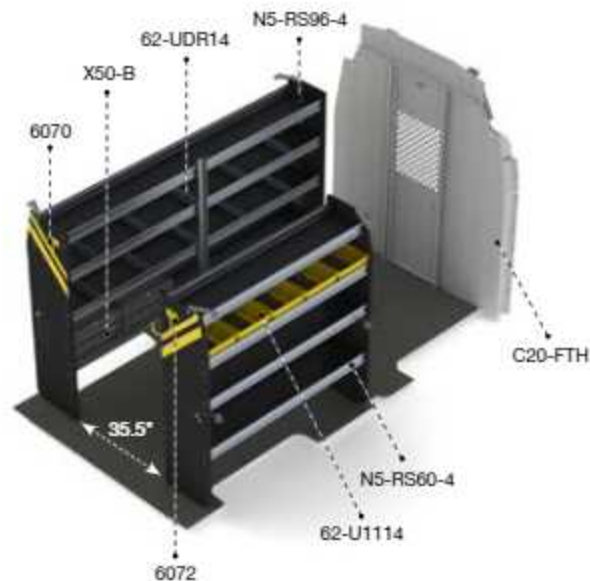




### FTM-16 SERVICE

Steel	148"	Medium Roof
358 lbs	4.6 hrs	Yes

Qty	Part #	Description
1	6070	6" Hook, 3" opening, painted
1	6072	8" Swivel hook, 4" opening, painted
5	62-U1114	14" Deep plastic bin
2	62-UDR14	Set of 5 dividers for a 14" shell
1	C20-FTM	Straight steel partition with perforated window, no access
1	N5-RS60-4	Steel shelving unit for high roof van, 14" D x 60" W x 62" H
1	N5-RS96-4	Steel shelving unit for high roof van, 14" D x 96" W x 62" H
2	X50-B	Compact 2-drawer unit



### FTH-16 SERVICE

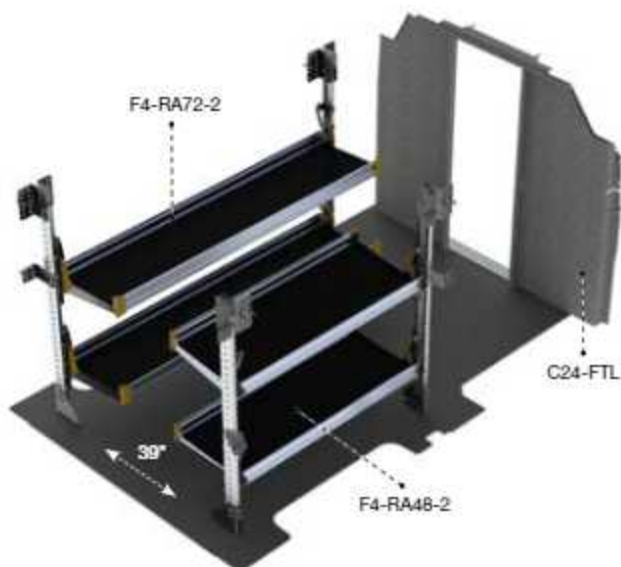
Steel	148", 148" Ext.	High Roof
373 lbs	4.6 hrs	Yes

Qty	Part #	Description
1	6070	6" Hook, 3" opening, painted
1	6072	8" Swivel hook, 4" opening, painted
5	62-U1114	14" Deep plastic bin
2	62-UDR14	Set of 5 dividers for a 14" shell
1	C20-FTH	Straight steel partition with perforated window, no access
1	N5-RS60-4	Steel shelving unit for high roof van, 14" D x 60" W x 62" H
1	N5-RS96-4	Steel shelving unit for high roof van, 14" D x 96" W x 62" H
2	X50-B	Compact 2-drawer unit



FORD TRANSIT

PACKAGES

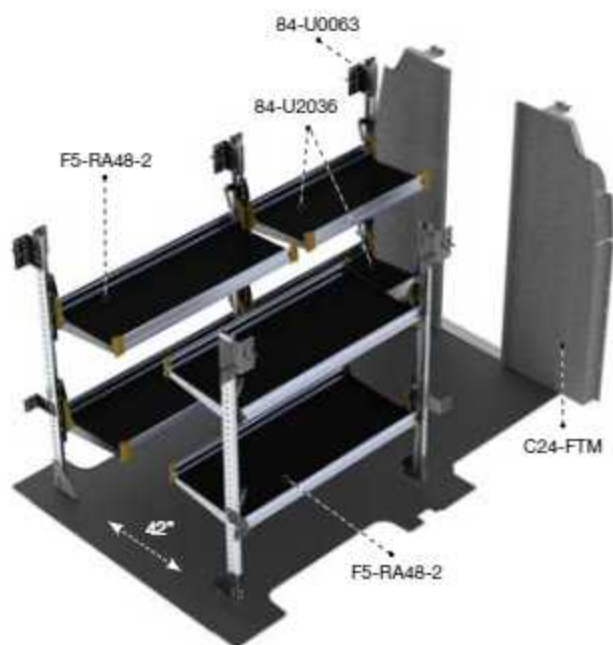


## FTL-19

### DELIVERY

Aluminum	130", 148"	Low Roof
195 lbs	4.4 hrs	Yes

Qty	Part #	Description
1	C24-FTL	Straight walk through steel partition
1	F4-RA72-2	Fold-away unit, 2 levels, 22" D x 72" W x 47" H
1	F4-RA48-2	Fold-away unit, 2 levels, 22" D x 48" W x 47" H

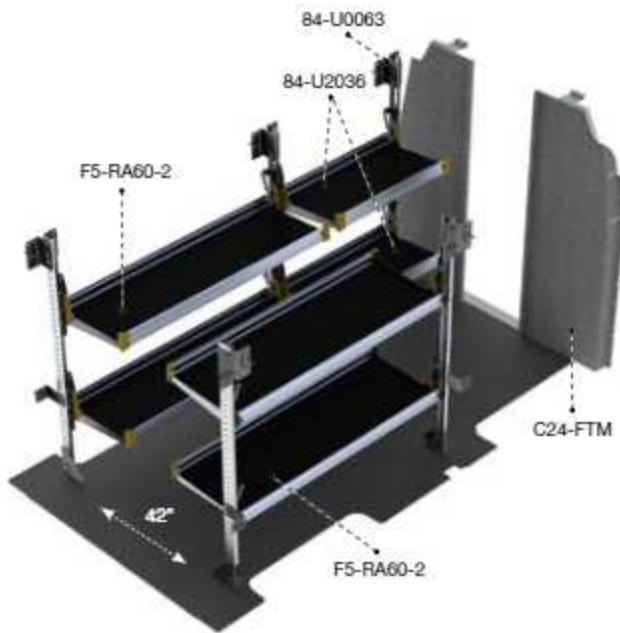


## FTR-19

### DELIVERY

Aluminum	130"	Medium Roof
259 lbs	5.5 hrs	Yes

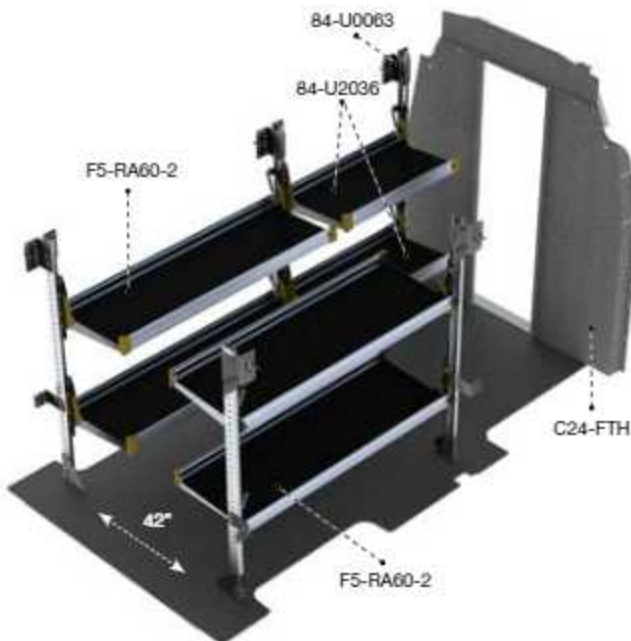
Qty	Part #	Description
1	84-U0063	Post assembly for fold-away shelving, 63"
2	84-U2036	Fold-away shelf tray, 20" D x 36" W
1	C24-FTM	Straight walk through steel partition
2	F5-RA48-2	Fold-away unit, 2 levels, 25" D x 48" W x 63" H



### FTM-19 DELIVERY

Aluminum	148"	Medium Roof
271 lbs	5.5 hrs	Yes

Qty	Part #	Description
1	84-U0063	Post assembly for fold-away shelving, 63"
2	84-U2036	Fold-away shell tray, 20" D x 36" W
1	C24-FTM	Straight walk through steel partition
2	F5-RA60-2	Fold-away unit, 2 levels, 25" D x 60" W x 63" H

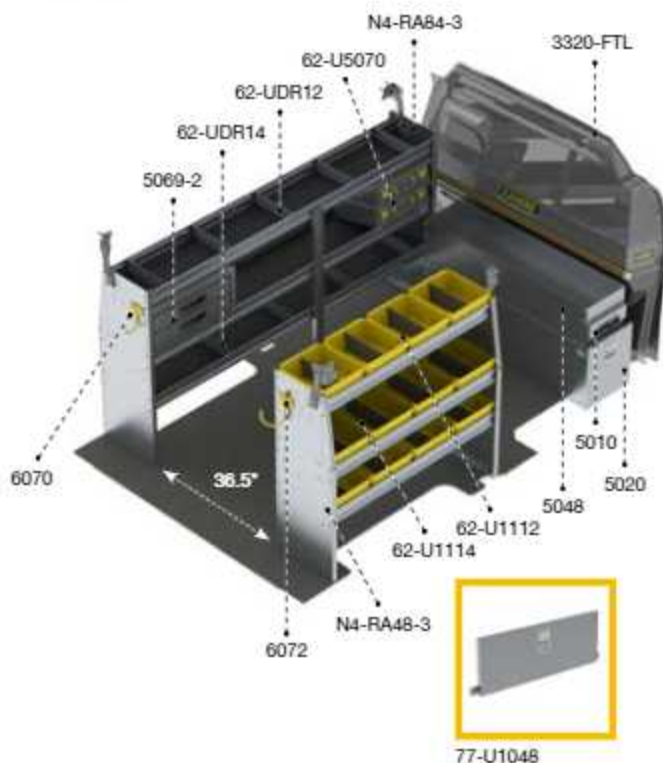


### FTH-19 DELIVERY

Aluminum	148", 148" Ext.	High Roof
277 lbs	5.5 hrs	Yes

Qty	Part #	Description
1	84-U0063	Post assembly for fold-away shelving, 63"
2	84-U2036	Fold-away shell tray, 20" D x 36" W
1	C24-FTH	Straight walk through steel partition
2	F5-RA60-2	Fold-away unit, 2 levels, 25" D x 60" W x 63" H



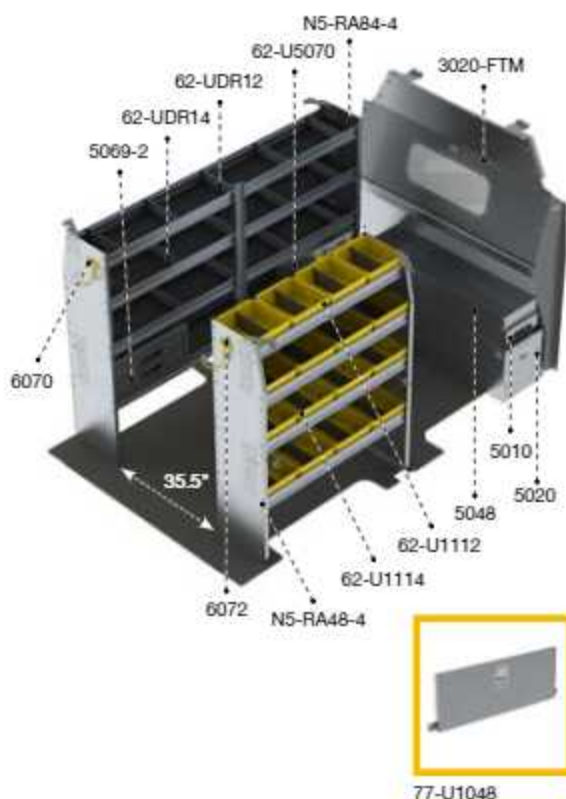


## FTL-27 ALUMINUM

	Aluminum		130", 148"		Low Roof
	372 lbs		7.3 hrs		Yes

Qty	Part #	Description
1	3320-FTL	Max View Countoured safety partition
1	5010	Partslider 48" D
1	5020	Tool drawer 48" D x 14" W x 16" H
1	5048	Top edge
1	5069-2	2 Drawer cabinet
2	62-U5070	Partskeeper carry case with holder
1	6070	6" Hook, 3" opening, painted
1	6072	8" Swivel hook, 4" opening, painted
4	62-U1112	12" Deep plastic bin
8	62-U1114	14" Deep plastic bin
1	62-UDR12	Set of 5 dividers for a 12" shell
1	62-UDR14	Set of 5 dividers for a 14" shell
1	77-U1048	Adjustable shelving door unit - 45" W - for 48" & 96" shelves
1	N4-RA48-3	Aluminum shelving unit for low roof van, 14"D x 48" W x 44.5" H
1	N4-RA84-3	Aluminum shelving unit for low roof van, 14"D x 84" W x 44.5" H

PACKAGES



## FTR-27 ALUMINUM

	Aluminum		130"		Medium Roof
	423 lbs		7.3 hrs		Yes

Qty	Part #	Description
1	3020-FTM	Countoured safety partition with glass window
1	5010	Partslider 48" D
1	5020	Tool drawer 48" D x 14" W x 16" H
1	5048	Top edge
1	5069-2	2 Drawer cabinet
2	62-U5070	Partskeeper carry case with holder
1	6070	6" Hook, 3" opening, painted
1	6072	8" Swivel hook, 4" opening, painted
4	62-U1112	12" Deep plastic bin
12	62-U1114	14" Deep plastic bin
1	62-UDR12	Set of 5 dividers for a 12" shell
2	62-UDR14	Set of 5 dividers for a 14" shell
1	77-U1048	Adjustable shelving door unit - 45" W - for 48" & 96" shelves
1	N5-RA48-4	Aluminum shelving unit for high roof van, 14"D x 48" W x 62" H
1	N5-RA84-4	Aluminum shelving unit for high roof van, 14" D x 84" W x 62" H



ALUMINUM  
**FTM-27**

**FORD TRANSIT**







FORD TRANSIT



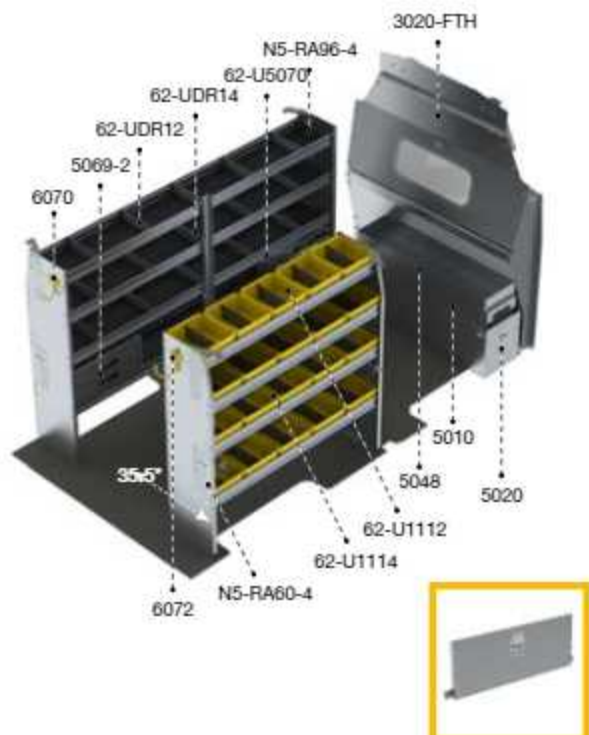
77-U1060

## FTM-27 ALUMINUM

Aluminum	148"	Medium Roof
453 lbs	7.3 hrs	Yes

Qty	Part #	Description
1	3020-FTM	Countoured safety partition with glass window
1	5010	Partslider 48" D
1	5020	Tool drawer 48" D x 14" W x 16" H
1	5048	Top edge
1	5069-2	2 Drawer cabinet
2	62-U5070	Partskeeper cabinets
1	6070	6" Hook, 3" opening, painted
1	6072	8" Swivel hook, 4" opening, painted
5	62-U1112	12" Deep plastic bin
15	62-U1114	14" Deep plastic bin
1	62-UDR12	Set of 5 dividers for a 12" shelf
2	62-UDR14	Set of 5 dividers for a 14" shelf
1	77-U1060	Adjustable shelving door unit - 57" W - for 60" shelves
1	N5-RA60-4	Aluminum shelving unit for high roof van, 14"D x 60" W x 62"H
1	N5-RA96-4	Aluminum shelving unit for high roof van, 14"D x 96" W x 62"H

PACKAGES



77-U1060

## FTH-27 ALUMINUM

Aluminum	148", 148" Ext.	High Roof
467 lbs	7.3 hrs	Yes

Qty	Part #	Description
1	3020-FTH	Countoured safety partition with glass window
1	5010	Partslider 48" D
1	5020	Tool drawer 48" D x 14" W x 16" H
1	5048	Top edge
1	5069-2	2 Drawer cabinet
2	62-U5070	Partskeeper cabinets
1	6070	6" Hook, 3" opening, painted
1	6072	8" Swivel hook, 4" opening, painted
5	62-U1112	12" Deep plastic bin
15	62-U1114	14" Deep plastic bin
1	62-UDR12	Set of 5 dividers for a 12" shelf
2	62-UDR14	Set of 5 dividers for a 14" shelf
1	77-U1060	Adjustable shelving door unit - 57" W - for 60" shelves
1	N5-RA60-4	Aluminum shelving unit for high roof van, 14"D x 60" W x 62"H
1	N5-RA96-4	Aluminum shelving unit for high roof van, 14"D x 96" W x 62"H



## FORD TRANSIT CONNECT



### TCS-10 CONTRACTOR

Steel	105"	Standard
149 lbs	3.2 hrs	Yes

Qty	Part #	Description
1	6070	6" Hook, 3" opening, painted
1	C10-E	Contoured steel partition with perforated window
2	T4-RS36-3	Steel shelving unit for Transit Connect 14" D x 36" W x 41.5" H



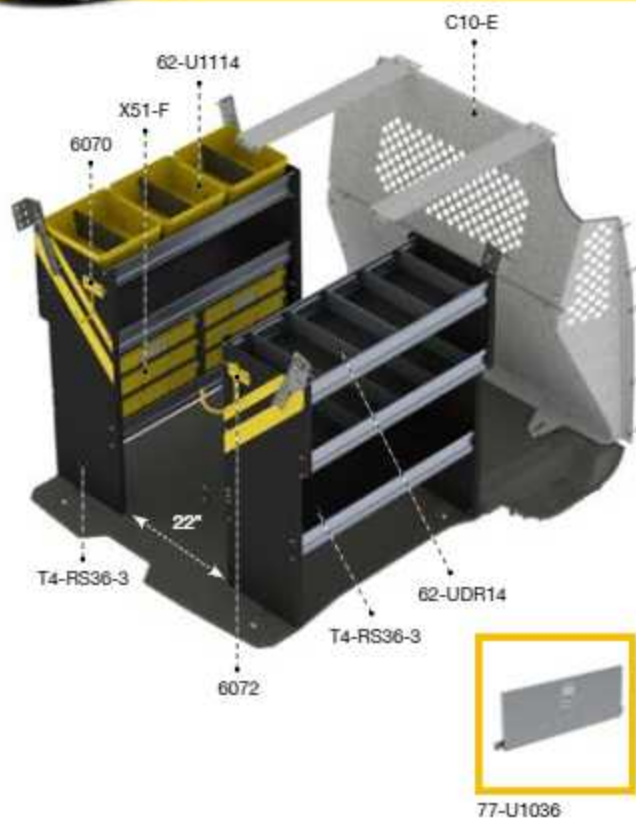
### TCL-10 CONTRACTOR

Steel	120.5"	Standard
164 lbs	3.2 hrs	Yes

Qty	Part #	Description
1	6070	6" Hook, 3" opening, painted
1	C10-E	Contoured steel partition with perforated window
1	T4-RS36-3	Steel shelving unit for Transit Connect 14" D x 36" W x 41.5" H
1	T4-RS60-3	Steel shelving unit for Transit Connect 14" D x 60" W x 41.5" H



FORD TRANSIT CONNECT



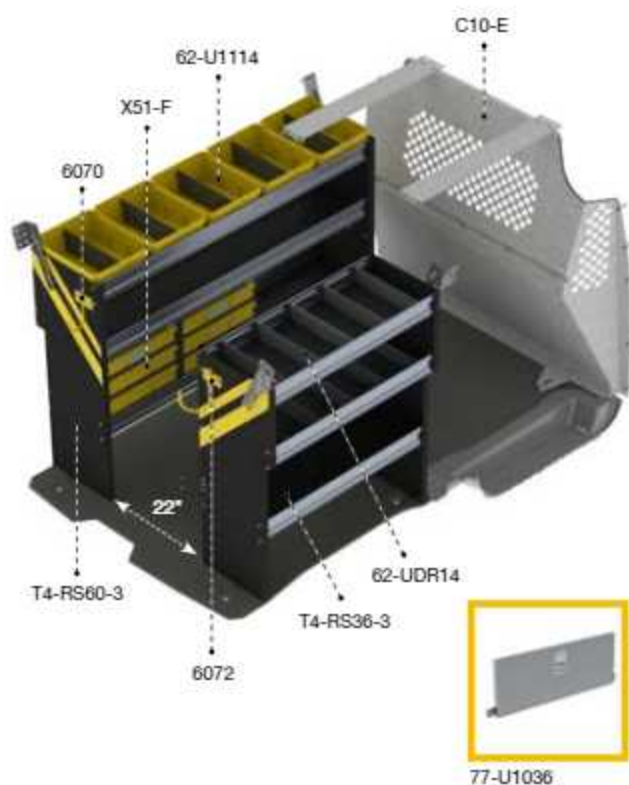
### TCS-11

ELECTRICAL

Steel	105"	Standard
223 lbs	4.5 hrs	Yes

Qty	Part #	Description
1	6070	6" Hook, 3" opening, painted
1	6072	8" Swivel hook, 4" opening, painted
3	62-U1114	14" deep plastic bin
2	62-UDR14	Set of 5 dividers for a 14" Shell
1	77-U1036	Adjustable shelving door unit - 33" W - for 36" & 72" shelves
1	C10-E	Contoured steel partition with perforated window
2	T4-RS36-3	Steel Shelving Unit for Transit Connect 14" D x 36" W x 41.5" H
2	X51-F	Compact 9-drawer unit

PACKAGES



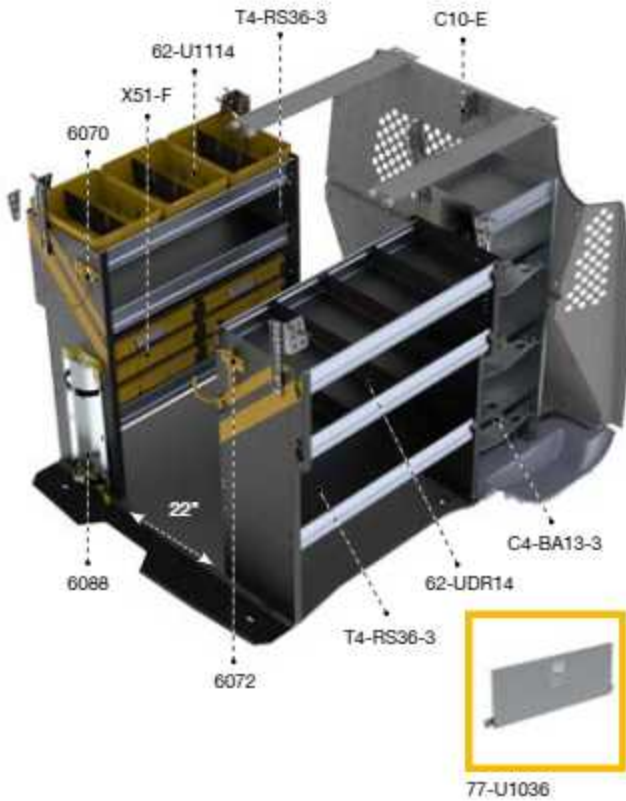
### TCL-11

ELECTRICAL

Steel	120.5"	Standard
164 lbs	4.5 hrs	Yes

Qty	Part #	Description
1	6070	6" Hook, 3" opening, painted
1	6072	8" Swivel hook, 4" opening, painted
5	62-U1114	14" deep plastic bin
2	62-UDR14	Set of 5 dividers for a 14" Shell
1	77-U1036	Adjustable shelving door unit - 33" W - for 36" & 72" shelves
1	C10-E	Contoured steel partition with perforated window
1	T4-RS36-3	Steel Shelving Unit for Transit Connect 14" D x 36" W x 41.5" H
1	T4-RS60-3	Steel Shelving Unit for Transit Connect 14" D x 60" W x 41.5" H
2	X51-F	Compact 9-drawer unit

## FORD TRANSIT CONNECT

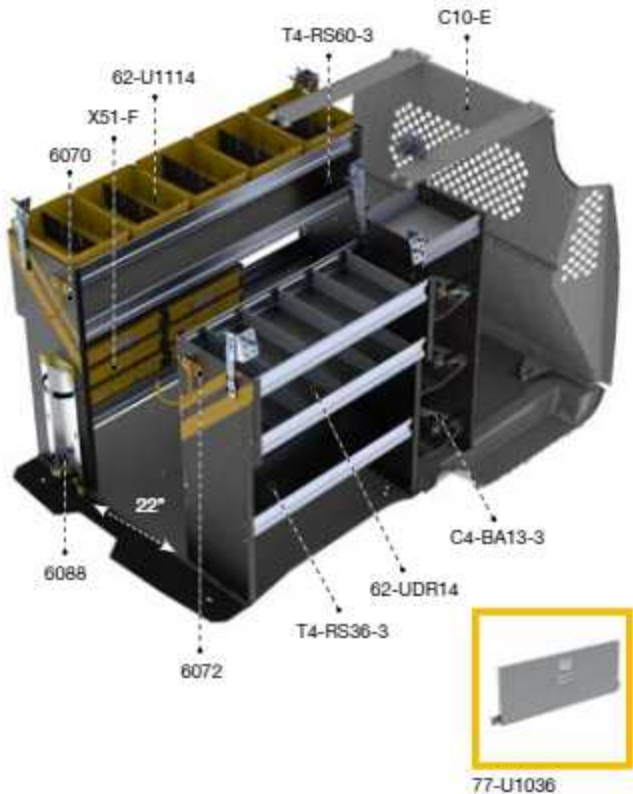


### TCS-12 HVAC

	Steel		105"		Standard
	254 lbs		5.3 hrs		Yes

Qty	Part #	Description
1	C4-BA13-3	3 Tier refrigerant rack for large bottles
1	6070	6" Hook, 3" opening, painted
1	6072	8" Swivel hook, 4" opening, painted
1	6088	Large aluminum bottle holder, with two black nylon straps
3	62-U1114	14" Deep plastic bin
2	62-UDR14	Set of 5 dividers for a 14" shell
1	77-U1036	Adjustable shelving door unit - 33" W - for 36" & 72" shelves
1	C10-E	Contoured steel partition with perforated window
2	T4-RS36-3	Steel shelving unit for Transit Connect 14" D x 36" W x 41.5" H
2	X51-F	Compact 9-drawer unit

PACKAGES



### TCL-12 HVAC

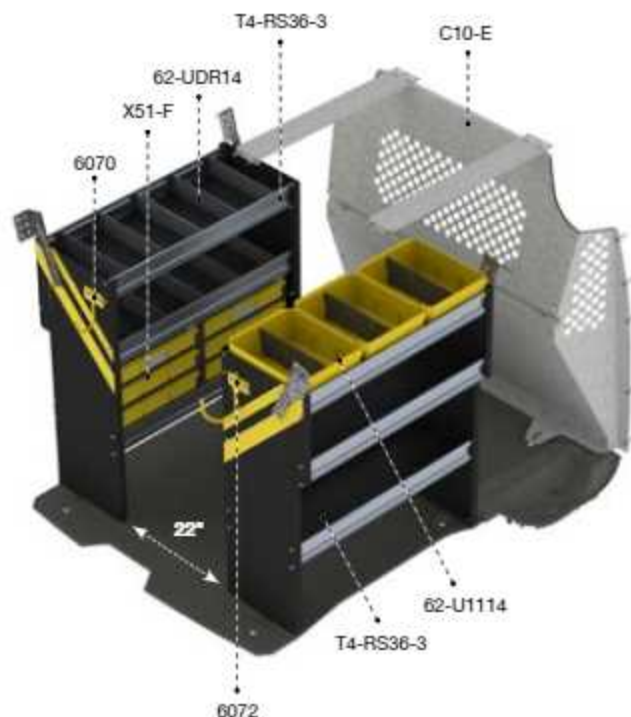
	Steel		120.5"		Standard
	273 lbs		5.3 hrs		Yes

Qty	Part #	Description
1	C4-BA13-3	3 Tier refrigerant rack for large bottles
1	6070	6" Hook, 3" opening, painted
1	6072	8" Swivel hook, 4" opening, painted
1	6088	Large aluminum bottle holder, with two black nylon straps
5	62-U1114	14" Deep plastic bin
2	62-UDR14	Set of 5 dividers for a 14" shell
1	77-U1036	Adjustable shelving door unit - 33" W - for 36" & 72" shelves
1	C10-E	Contoured steel partition with perforated window
1	T4-RS36-3	Steel shelving unit for Transit Connect 14" D x 36" W x 41.5" H
1	T4-RS60-3	Steel Shelving Unit for Transit Connect 14" D x 60" W x 41.5" H
2	X51-F	Compact 9-drawer unit





FORD TRANSIT CONNECT

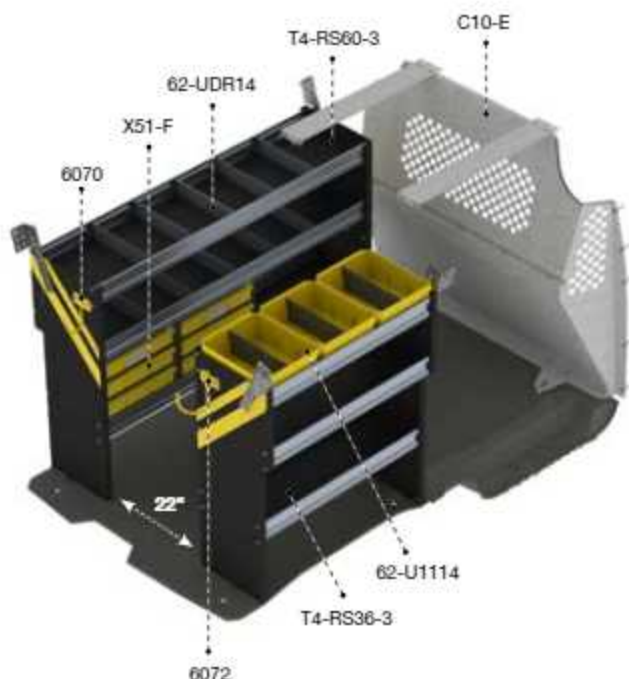


### TCS-16 SERVICE

Steel	105"	Standard
217 lbs	4 hrs	Yes

Qty	Part #	Description
1	6070	6" Hook, 3" opening, painted
1	6072	8" Swivel hook, 4" opening, painted
3	62-U1114	14" deep plastic bin
2	62-UDR14	Set of 5 dividers for a 14" Shell
1	C10-E	Contoured steel partition with perforated window
2	T4-RS36-3	Steel Shelving Unit 14" D x 36" W x 41.5" H
2	X51-F	Compact 9-drawer unit

PACKAGES



### TCL-16 SERVICE

Steel	120.5"	Standard
232 lbs	4 hrs	Yes

Qty	Part #	Description
1	6070	6" Hook, 3" opening, painted
1	6072	8" Swivel hook, 4" opening, painted
3	62-U1114	14" deep plastic bin
2	62-UDR14	Set of 5 dividers for a 14" Shell
1	C10-E	Contoured steel partition with perforated window
1	T4-RS36-3	Steel Shelving Unit 14" D x 36" W x 41.5" H
1	T4-RS60-3	Steel Shelving Unit 14" D x 60" W x 41.5" H
2	X51-F	Compact 9-drawer unit

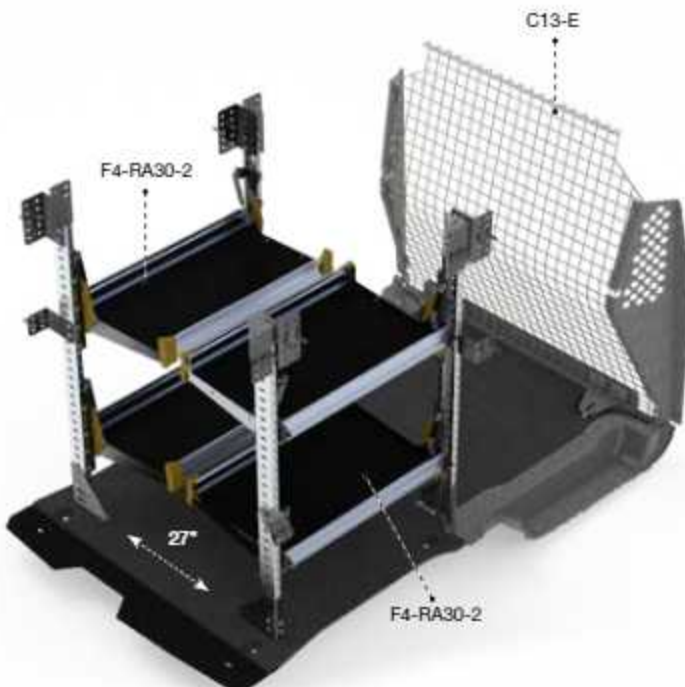


## TCS-19 DELIVERY

■ Aluminum	🚚 105"	🚚 Standard
📦 126 lbs	🕒 1.7 hrs	🛡️ Yes

Qty	Part #	Description
1	5032-1	Access tray with 1 shell and 1 drawer, 38" D x 45" W x 30" H
1	C13-E	Wire mesh partition

Install kit # 6472 can be purchased separately.



## TCL-19 DELIVERY

■ Aluminum	🚚 120.5"	🚚 Standard
📦 154 lbs	🕒 3.9 hrs	🛡️ Yes

Qty	Part #	Description
1	C13-E	Wire mesh partition
2	F4-RA30-2	Fold-away unit, 2 levels, 22" D x 30" W x 47" H



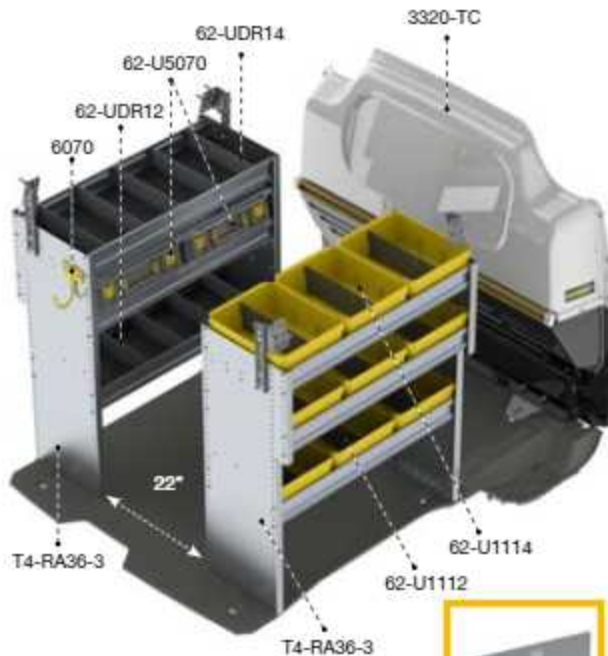
SERVICE  
**TCL-16**

**FORD TRANSIT CONNECT**





## FORD TRANSIT CONNECT




77-U1036

### TCS-27 ALUMINUM

Aluminum	105"	Standard
161 lbs	4.3 hrs	Yes

Qty	Part #	Description
1	3320-TC	Max View countoured safety partition
2	62-U5070	Partskeeper carry case with holder
1	6070	6" Hook, 3" opening, painted
3	62-U1112	12" Deep plastic bin
6	62-U1114	14" Deep plastic bin
1	62-UDR12	Set of 5 dividers for a 12" shelf
1	62-UDR14	Set of 5 dividers for a 14" shelf
1	77-U1036	Adjustable shelving door unit - 33" W - for 36" & 72" shelves
2	T4-RA36-3	Aluminum shelving unit for Transit Connect 14" D x 36" W x 41.5" H

PACKAGES



77-U1036

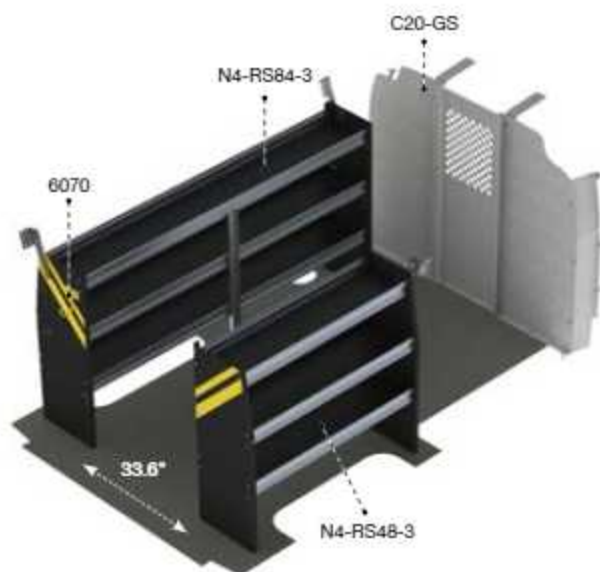
### TCL-27 ALUMINUM

Aluminum	120.5"	Standard
240 lbs	6 hrs	Yes

Qty	Part #	Description
1	3320-TC	Max View countoured safety partition
1	5011	Partslider 36" D
1	5021	Tool drawer 36" D x 14" W x 16" H
1	5051	Top edge
2	62-U5070	Partskeeper carry case with holder
1	6070	6" Hook, 3" opening, painted
3	62-U1114	14" Deep plastic bin
1	62-UDR12	Set of 5 dividers for a 12" shelf
1	62-UDR14	Set of 5 dividers for a 14" shelf
1	77-U1036	Adjustable shelving door unit - 33" W - for 36" & 72" shelves
1	T4-RA36-3	Aluminum shelving unit for Transit Connect 14" D x 36" W x 41.5" H
1	T4-RA60-3	Aluminum shelving unit for Transit Connect 14" D x 60" W x 41.5" H



GMC SAVANA



## GSR-10 CONTRACTOR

Steel	135"	Standard
203 lbs	3.8 hrs	Yes

Qty	Part	Description
1	6070	6" Hook, 3" opening, painted
1	C20-GS	Straight steel partition with perforated window, no access
1	N4-RS48-3	Steel shelving unit for low roof van 14" D x 48" W x 44.5" H
1	N4-RS84-3	Steel shelving unit for low roof van 14" D x 84" W x 44.5" H

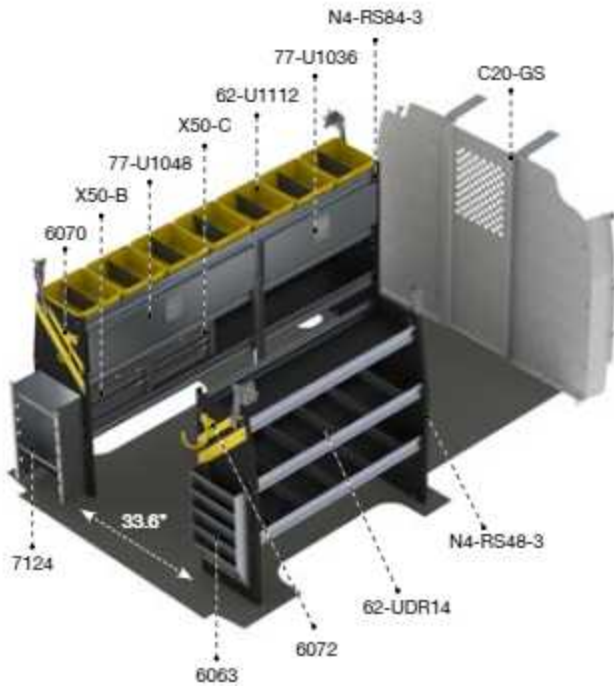
PACKAGES



## GSL-10 CONTRACTOR

Steel	155"	Standard
211 lbs	3.8 hrs	Yes

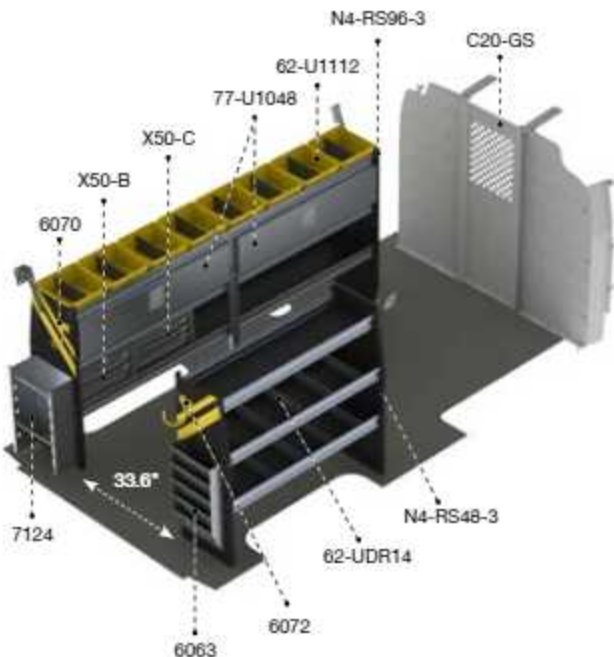
Qty	Part	Description
1	6070	6" Hook, 3" opening, painted
1	C20-GS	Straight steel partition with perforated window, no access
1	N4-RS48-3	Steel shelving unit for low roof van 14" D x 48" W x 44.5" H
1	N4-RS96-3	Steel shelving unit for low roof van 14" D x 96" W x 44.5" H



### GSR-11 ELECTRICAL

Steel	135°	Standard
311 lbs	6.3 hrs	Yes

Qty	Part	Description
1	6063	Paper holder, extra deep, 5 slots
1	6070	6" Hook, 3" opening, painted
1	6072	8" Swivel hook, 4" opening, painted
1	7124	Reel holder with two 5/8" diameter rods
7	62-U1112	12" deep plastic bin
2	62-UDR14	Set of 5 dividers for a 14" Shelf
1	77-U1036	Adjustable shelving door unit - 33" W - for 36" & 72" shelves
1	77-U1048	Adjustable shelving door unit - 45" W - for 48" & 96" shelves
1	C20-GS	Straight steel partition with perforated window, no access
1	N4-RS48-3	Steel shelving unit for low roof van 14" D x 48" W x 44.5" H
1	N4-RS84-3	Steel shelving unit for low roof van 14" D x 84" W x 44.5" H
1	X50-B	Compact 2-drawer unit
1	X50-C	Compact 3-drawer unit



### GSL-11 ELECTRICAL

Steel	155°	Standard
322 lbs	6.3 hrs	Yes

Qty	Part	Description
1	6063	Paper holder, extra deep, 5 slots
1	6070	6" Hook, 3" opening, painted
1	6072	8" Swivel hook, 4" opening, painted
1	7124	Reel holder with two 5/8" diameter rods
8	62-U1112	12" deep plastic bin
2	62-UDR14	Set of 5 dividers for a 14" Shelf
2	77-U1048	Adjustable shelving door unit - 45" W - for 48" & 96" shelves
1	C20-GS	Straight steel partition with perforated window, no access
1	N4-RS48-3	Steel shelving unit for low roof van 14" D x 48" W x 44.5" H
1	N4-RS96-3	Steel shelving unit for low roof van 14" D x 96" W x 44.5" H
1	X50-B	Compact 2-drawer unit
1	X50-C	Compact 3-drawer unit

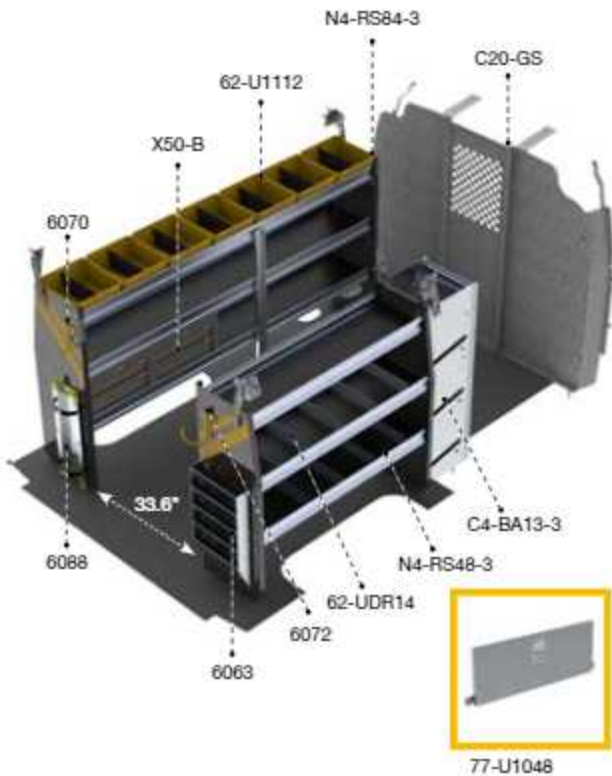




# HVAC **GSR-12**

**GMC SAVANA**



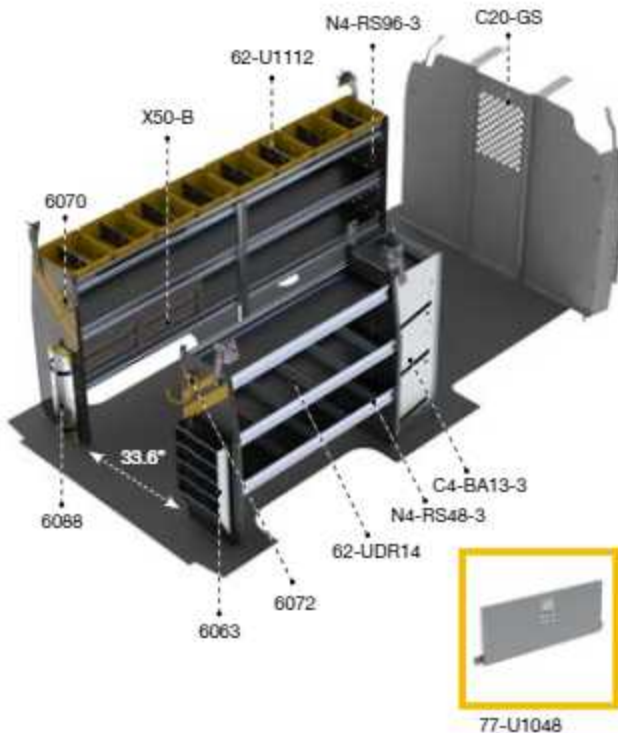


### GSR-12 HVAC

Steel	135"	Standard
320 lbs	6.1 hrs	Yes

Qty	Part	Description
1	C4-BA13-3	3 Tier refrigerant rack for large bottles
1	6063	Paper holder, extra deep, 5 slots
1	6070	6" Hook, 3" opening, painted
1	6072	8" Swivel hook, 4" opening, painted
1	6088	Large aluminum bottle holder, with two black nylon straps
7	62-U1112	12" deep plastic bin
2	62-UDR14	Set of 5 dividers for a 14" Shell
1	77-U1048	Adjustable shelving door unit - 45" W - for 48" & 96" shelves
1	C20-GS	Straight steel partition with perforated window, no access
1	N4-RS48-3	Steel shelving unit for low roof van 14" D x 48" W x 44.5" H
1	N4-RS84-3	Steel shelving unit for low roof van 14" D x 84" W x 44.5" H
2	X50-B	Compact 2-drawer unit

PACKAGES

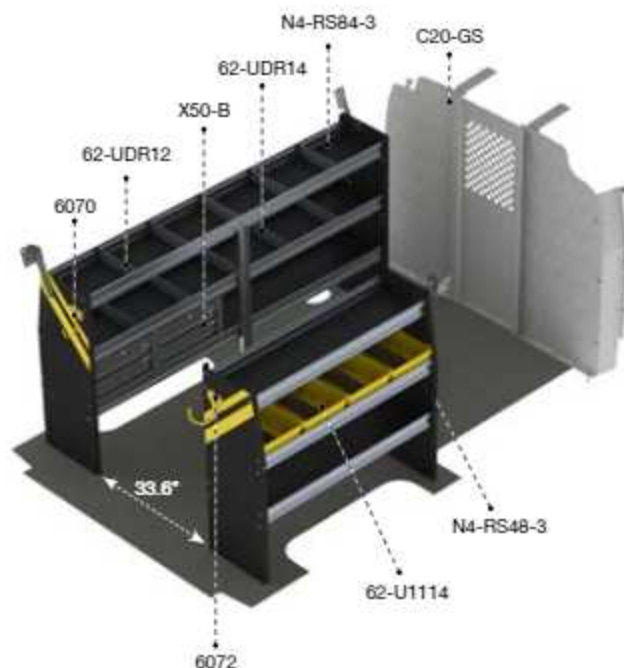


### GSL-12 HVAC

Steel	155"	Standard
330 lbs	6.1 hrs	Yes

Qty	Part	Description
1	C4-BA13-3	3 Tier refrigerant rack for large bottles
1	6063	Paper holder, extra deep, 5 slots
1	6070	6" Hook, 3" opening, painted
1	6072	8" Swivel hook, 4" opening, painted
1	6088	Large aluminum bottle holder, with two black nylon straps
8	62-U1112	12" deep plastic bin
2	62-UDR14	Set of 5 dividers for a 14" Shell
1	77-U1048	Adjustable shelving door unit - 45" W - for 48" & 96" shelves
1	C20-GS	Straight steel partition with perforated window, no access
1	N4-RS48-3	Steel shelving unit for low roof van 14" D x 48" W x 44.5" H
1	N4-RS96-3	Steel shelving unit for low roof van 14" D x 96" W x 44.5" H
2	X50-B	Compact 2-drawer unit

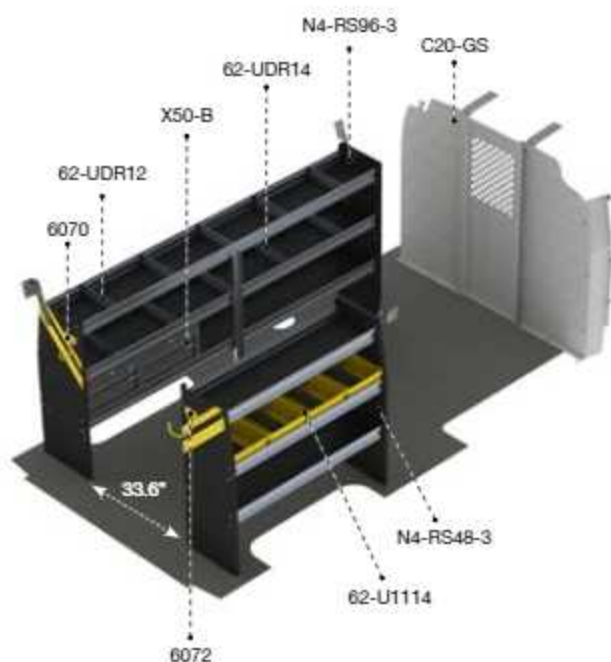




## GSR-16 SERVICE

Steel	135"	Standard
270 lbs	4.6 hrs	Yes

Qty	Part	Description
1	6070	6" Hook, 3" opening, painted
1	6072	8" Swivel hook, 4" opening, painted
4	62-U1114	14" deep plastic bin
1	62-UDR12	Set of 5 dividers for a 12" Shelf
1	62-UDR14	Set of 5 dividers for a 14" Shelf
1	C20-GS	Straight steel partition with perforated window, no access
1	N4-RS48-3	Steel shelving unit for low roof van 14" D x 48" W x 44.5" H
1	N4-RS84-3	Steel shelving unit for low roof van 14" D x 84" W x 44.5" H
2	X50-B	Compact 2-drawer unit

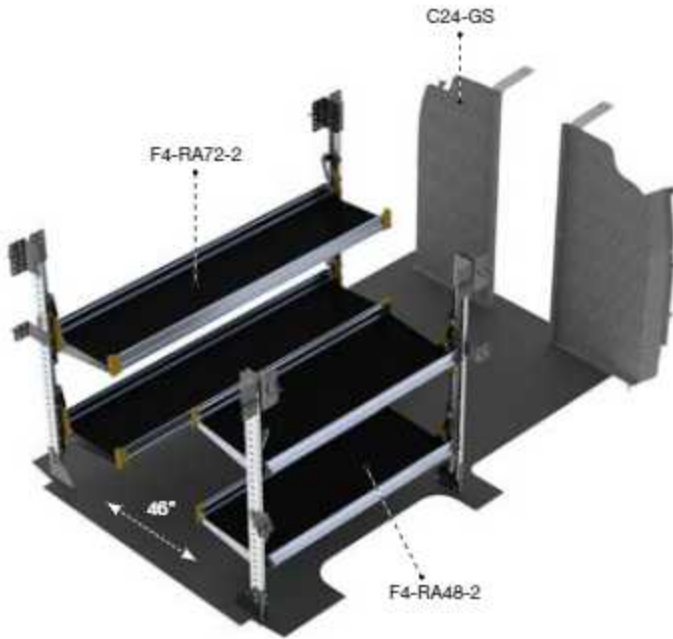


## GSL-16 SERVICE

Steel	155"	Standard
278 lbs	4.6 hrs	Yes

Qty	Part	Description
1	6070	6" Hook, 3" opening, painted
1	6072	8" Swivel hook, 4" opening, painted
4	62-U1114	14" deep plastic bin
1	62-UDR12	Set of 5 dividers for a 12" Shelf
1	62-UDR14	Set of 5 dividers for a 14" Shelf
1	C20-GS	Straight steel partition with perforated window, no access
1	N4-RS48-3	Steel shelving unit for low roof van 14" D x 48" W x 44.5" H
1	N4-RS96-3	Steel shelving unit for low roof van 14" D x 96" W x 44.5" H
2	X50-B	Compact 2-drawer unit

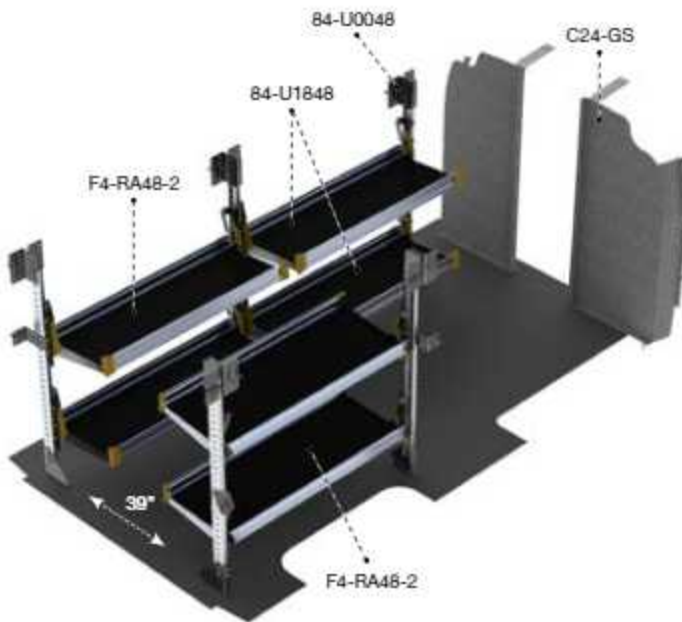




### GSR-19 DELIVERY

Aluminum	135*	Standard
195 lbs	4.2 hrs	Yes

Qty	Part	Description
1	C24-GS	Straight walk through steel partition
1	F4-RA72-2	Fold-away unit, 2 levels, 22" D x 72" W x 47" H
1	F4-RA48-2	Fold-away unit, 2 levels, 22" D x 48" W x 47" H



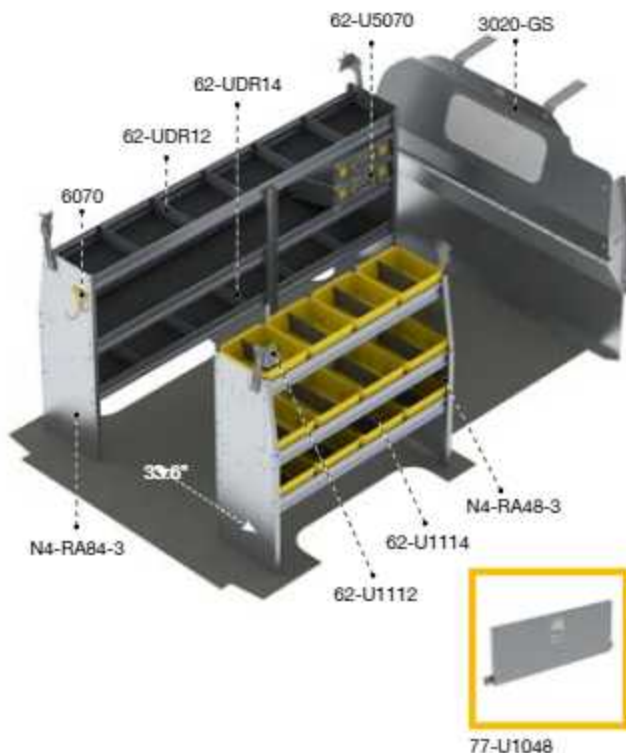
### GSL-19 DELIVERY

Aluminum	155*	Standard
239 lbs	5.3 hrs	Yes

Qty	Part	Description
1	84-U0048	Post assembly for fold-away shelving, 48"
2	84-U1848	Fold-away shelf tray, 18" D x 48" W
1	C24-GS	Straight walk through steel partition
2	F4-RA48-2	Fold-away unit, 2 levels, 22" D x 48" W x 47" H



GMC SAVANA

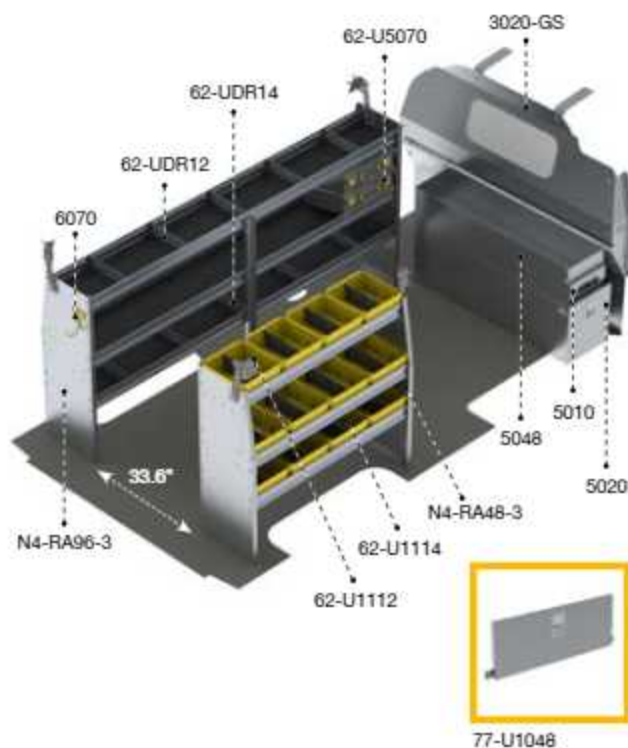


## GSR-27 ALUMINUM

Aluminum	135"	Standard
224 lbs	4.4 hrs	Yes

Qty	Part	Description
1	3020-GS	Countoured safety partition with glass window
2	62-U5070	Partskeeper carry case with holder
1	6070	6" Hook, 3" opening, painted
4	62-U1112	12" deep plastic bin
8	62-U1114	14" deep plastic bin
1	62-UDR12	Set of 5 dividers for a 12" Shelf
1	62-UDR14	Set of 5 dividers for a 14" Shelf
1	77-U1048	Adjustable shelving door unit - 45" W - for 48" & 96" shelves
1	N4-RA48-3	Aluminum shelving unit for low roof van 14" D x 48" W x 44.5" H
1	N4-RA84-3	Aluminum shelving unit for low roof van 14" D x 84" W x 44.5" H

PACKAGES



## GSL-27 ALUMINUM

Aluminum	155"	Standard
339 lbs	6.1 hrs	Yes

Qty	Part	Description
1	3020-GS	Countoured safety partition with glass window
1	5010	Partslider drawer 48" D
1	5020	Tool Drawer 48" D x 14" W x 16" H
1	5048	Top edge
2	62-U5070	Partskeeper carry case with holder
1	6070	6" Hook, 3" opening, painted
4	62-U1112	12" deep plastic bin
8	62-U1114	14" deep plastic bin
1	62-UDR12	Set of 5 dividers for a 12" Shelf
1	62-UDR14	Set of 5 dividers for a 14" Shelf
1	77-U1048	Adjustable shelving door unit - 45" W - for 48" & 96" shelves
1	N4-RA48-3	Aluminum shelving unit for low roof van 14" D x 48" W x 44.5" H
1	N4-RA96-3	Aluminum shelving unit for low roof van 14" D x 96" W x 44.5" H

## MERCEDES-BENZ METRIS



### MMR-10 CONTRACTOR

Steel	126", 135"	Standard
164 lbs	3.2 hrs	Yes

Qty	Part #	Description
1	6070	6" Hook, 3" opening, painted
1	C10-MM	Contoured steel partition with perforated window
2	N4-RS36-3	Steel shelving unit for low roof van 14" D x 36" W x 46.5" H

The Base package is designed to fit in a Metris with dual sliding doors.



### MML-10 CONTRACTOR

Steel	126", 135"	Standard
189 lbs	3.3 hrs	Yes

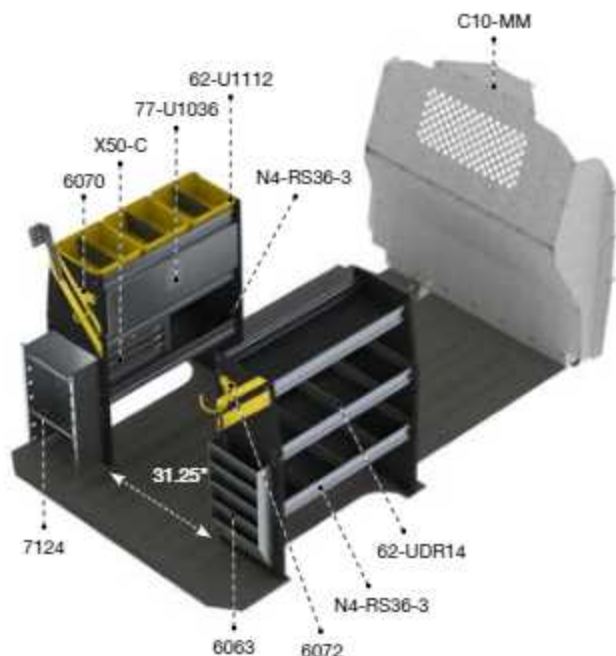
Qty	Part #	Description
1	6070	6" Hook, 3" opening, painted
1	C10-MM	Contoured steel partition with perforated window
1	N4-RS36-3	Steel shelving unit for low roof van 14" D x 36" W x 46.5" H
1	N4-RS72-3	Steel shelving unit for low roof van 14" D x 72" W x 46.5" H

The Deluxe package is designed to fit in a Metris with a single sliding door.





MERCEDES-BENZ METRIS



## MMR-11

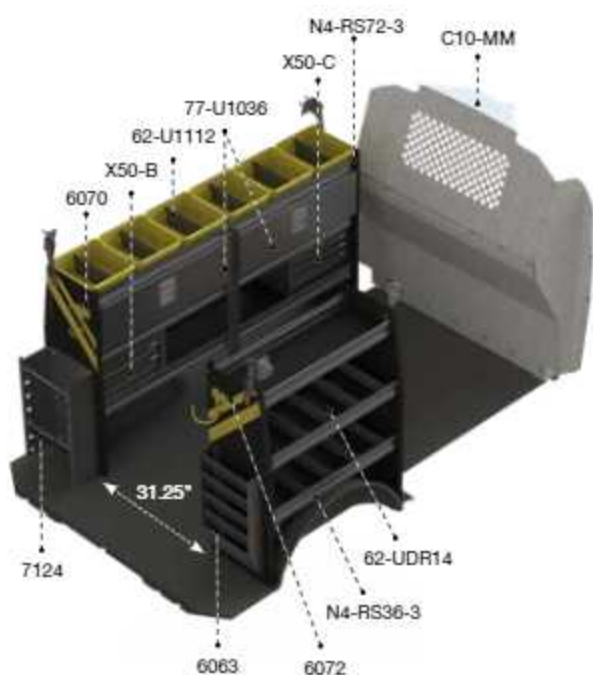
ELECTRICAL

Steel	126", 135"	Standard
229 lbs	4.9 hrs	Yes

Qty	Part #	Description
1	6063	Paper holder, extra deep, 5 slots
1	6070	6" Hook, 3" opening, painted
1	6072	8" Swivel hook, 4" opening, painted
3	62-U1112	12" Deep plastic bin
2	62-UDR14	Set of 5 dividers for a 14" shelf
1	7124	Feel holder with two 5/8" diameter rods
1	77-U1036	Adjustable shelving door unit - 33" W - for 36" & 72" shelves
1	C10-MM	Contoured steel partition with perforated window
2	N4-RS36-3	Steel shelving unit for low roof van 14" D x 36" W x 46.5" H
1	X50-C	Compact 3-drawer unit

The Base package is designed to fit in a Metris with dual sliding doors.

PACKAGES



## MML-11

ELECTRICAL

Steel	126", 135"	Standard
293 lbs	5.8 hrs	Yes

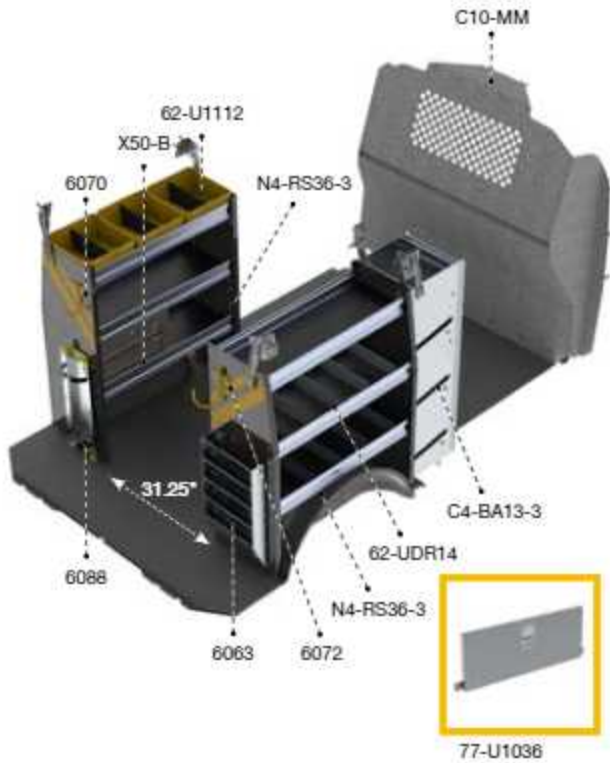
Qty	Part #	Description
1	6063	Paper holder, extra deep, 5 slots
1	6070	6" Hook, 3" opening, painted
1	6072	8" Swivel hook, 4" opening, painted
6	62-U1112	12" Deep plastic bin
2	62-UDR14	Set of 5 dividers for a 14" shelf
1	7124	Feel holder with two 5/8" diameter rods
2	77-U1036	Adjustable shelving door unit - 33" W - for 36" & 72" shelves
1	C10-MM	Contoured steel partition with perforated window
1	N4-RS36-3	Steel shelving unit for low roof van 14" D x 36" W x 44.5" H
1	N4-RS72-3	Steel shelving unit for low roof van 14" D x 72" W x 44.5" H
1	X50-B	Compact 2-drawer unit
1	X50-C	Compact 3-drawer unit

The Deluxe package is designed to fit in a Metris with a single sliding door.

MERCEDES-BENZ METRIS



PACKAGES



## MMR-12

HVAC

	Steel		126", 135"		Standard
	246 lbs		5.2 hrs		Yes

Qty	Part #	Description
1	C4-BA13-3	3 Tier refrigerant rack for large bottles
1	6063	Paper holder, extra deep, 5 slots
1	6070	6" Hook, 3" opening, painted
1	6072	8" Swivel hook, 4" opening, painted
1	6088	Large aluminum bottle holder, with two black nylon straps
3	62-U1112	12" deep plastic bin
2	62-UDR14	Set of 5 dividers for a 14" Shelf
1	77-U1036	Adjustable shelving door unit - 33" W - for 36" & 72" shelves
1	C10-MM	Contoured steel partition with perforated window
2	N4-RS36-3	Steel shelving unit for low roof van 14" D x 36" W x 44.5" H
1	X50-B	2 Drawer Cabinet

The Base package is designed to fit in a Metris with dual sliding doors.

## MML-12

HVAC

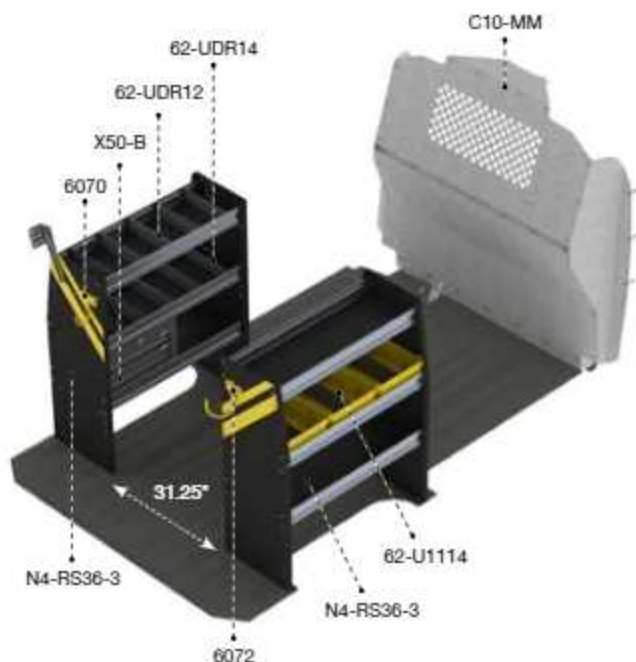
	Steel		126", 135"		Standard
	303 lbs		5.6 hrs		Yes

Qty	Part #	Description
1	C4-BA13-3	3 Tier refrigerant rack for large bottles
1	6063	Paper holder, extra deep, 5 slots
1	6070	6" Hook, 3" opening, painted
1	6072	8" Swivel hook, 4" opening, painted
1	6088	Large aluminum bottle holder, with two black nylon straps
6	62-U1112	12" deep plastic bin
2	62-UDR14	Set of 5 dividers for a 14" Shelf
1	77-U1036	Adjustable shelving door unit - 33" W - for 36" & 72" shelves
1	C10-MM	Contoured steel partition with perforated window
1	N4-RS36-3	Steel shelving unit for low roof van 14" D x 36" W x 44.5" H
1	N4-RS72-3	Steel shelving unit for low roof van 14" D x 72" W x 44.5" H
2	X50-B	2 Drawer Cabinet

The Deluxe package is designed to fit in a Metris with a single sliding door.



MERCEDES-BENZ METRIS

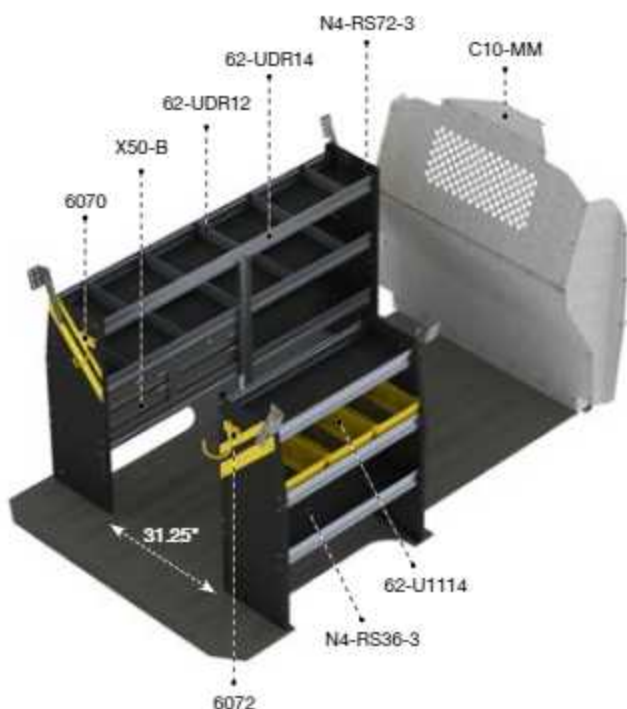


### MMR-16 SERVICE

Steel	126", 135"	Standard
203 lbs	3.7 hrs	Yes

Qty	Part #	Description
1	6070	6" Hook, 3" opening, painted
1	6072	8" Swivel hook, 4" opening, painted
3	62-U1114	14" Deep plastic bin
1	62-UDR12	Set of 5 dividers for a 12" shell
1	62-UDR14	Set of 5 dividers for a 14" shell
1	C10-MM	Contoured steel partition with perforated window
2	N4-RS36-3	Steel shelving unit for low roof van 14" D x 36" W x 44.5" H
1	X50-B	Compact 2-drawer unit

The Base package is designed to fit in a Metris with dual sliding doors.



### MML-16 SERVICE

Steel	126", 135"	Standard
254 lbs	4.1 hrs	Yes

Qty	Part #	Description
1	6070	6" Hook, 3" opening, painted
1	6072	8" Swivel hook, 4" opening, painted
3	62-U1114	14" Deep plastic bin
1	62-UDR12	Set of 5 dividers for a 12" shell
1	62-UDR14	Set of 5 dividers for a 14" shell
1	C10-MM	Contoured steel partition with perforated window
1	N4-RS36-3	Steel shelving unit for low roof van 14" D x 36" W x 44.5" H
1	N4-RS72-3	Steel shelving unit for low roof van 14" D x 72" W x 44.5" H
2	X50-B	Compact 2-drawer unit

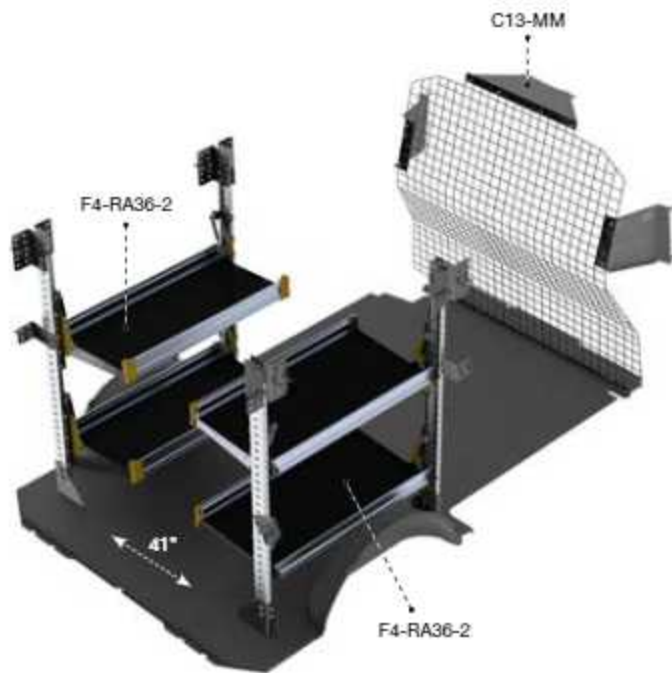
The Deluxe package is designed to fit in a Metris with a single sliding door.



## MERCEDES-BENZ METRIS



PACKAGES



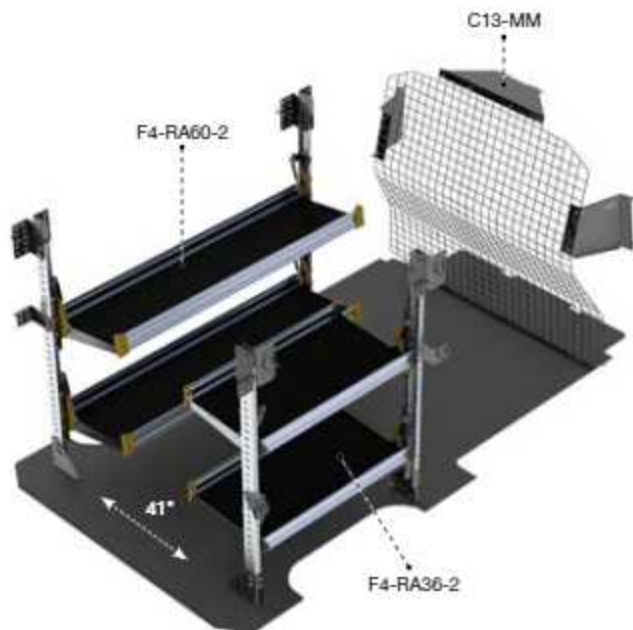
### MMR-19

#### DELIVERY

Aluminum	126", 135"	Standard
159 lbs	4.4 hrs	Yes

Qty	Part #	Description
1	C13-MM	Wire mesh partition
2	F4-RA36-2	Fold-away unit, 2 levels, 22" D x 36" W x 47" H

The Base package is designed to fit in a Metris with dual sliding doors.



### MML-19

#### DELIVERY

Aluminum	126", 135"	Standard
171 lbs	4.4 hrs	Yes

Qty	Part #	Description
1	C13-MM	Wire mesh partition
1	F4-RA60-2	Fold-away unit, 2 levels, 22" D x 60" W x 47" H
1	F4-RA36-2	Fold-away unit, 2 levels, 22" D x 36" W x 47" H

The Deluxe package is designed to fit in a Metris with a single sliding door.



# ALUMINUM **MML-27**

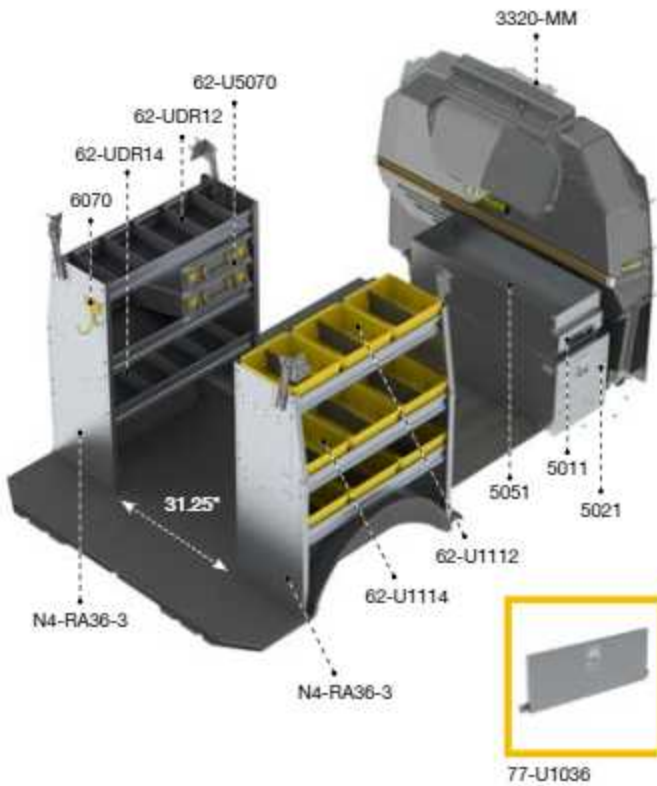
MERCEDES-BENZ **METRIS**



## MERCEDES-BENZ METRIS



PACKAGES

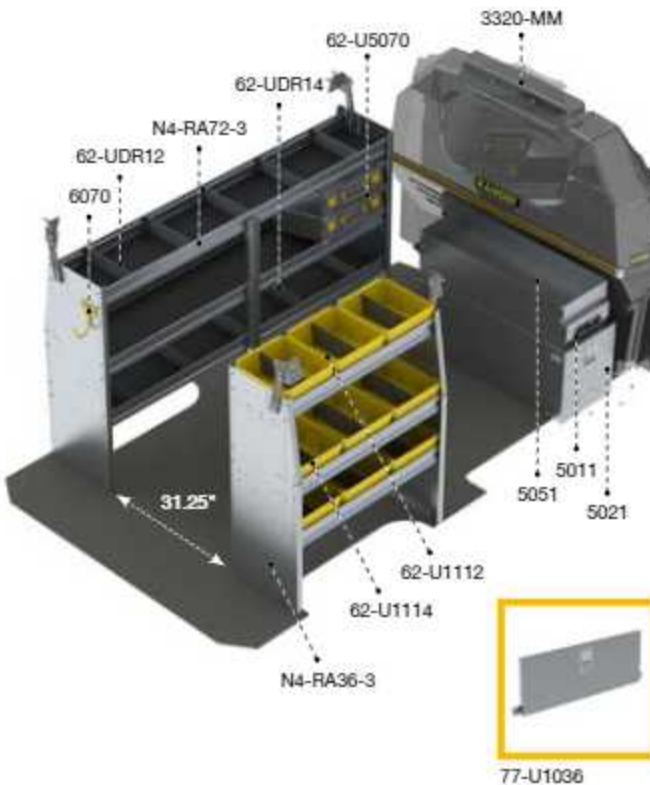


### MMR-27 ALUMINUM

	Aluminum		126", 135"		Standard
	252 lbs		6.2 hrs		Yes

Qty	Part #	Description
1	3320-MM	Max view contoured safety partition
1	5011	Partslider 36" D
1	5021	Tool drawer 36" D x 14" W x 16" H
1	5051	Top edge
2	62-U5070	Partskeeper carry case with holder
1	6070	6" Hook, 3" opening, painted
3	62-U1112	14" Deep plastic bin
6	62-U1114	14" Deep plastic bin
1	62-UDR12	Set of 5 dividers for a 12" shell
1	62-UDR14	Set of 5 dividers for a 14" shell
1	77-U1036	Adjustable shelving door unit - 33" W - for 36" & 72" shelves
2	N4-RA36-3	Aluminum shelving unit for low roof van 14" D x 36" W x 44.5" H

The Base package is designed to fit in a Metris with dual sliding doors.



### MML-27 ALUMINUM

	Aluminum		126", 135"		Standard
	276 lbs		6.3 hrs		Yes

Qty	Part #	Description
1	3320-MM	Max view contoured safety partition
1	5011	Partslider 36" D
1	5021	Tool drawer 36" D x 14" W x 16" H
1	5051	Top edge
2	62-U5070	Partskeeper carry case with holder
1	6070	6" Hook, 3" opening, painted
3	62-U1112	12" Deep plastic bin
6	62-U1114	14" Deep plastic bin
1	62-UDR12	Set of 5 dividers for a 12" shell
1	62-UDR14	Set of 5 dividers for a 14" shell
1	77-U1036	Adjustable shelving door unit - 33" W - for 36" & 72" shelves
1	N4-RA36-3	Aluminum shelving unit for low roof van 14" D x 36" W x 44.5" H
1	N4-RA72-3	Aluminum shelving unit for low roof van 14" D x 72" W x 44.5" H

The Deluxe package is designed to fit in a Metris with a single sliding door.





MERCEDES-BENZ **SPRINTER**




## DLS-10

CONTRACTOR

Steel	144"	Low Roof
291 lbs	3.8 hrs	Yes

Qty	Part #	Description
1	6070	6" Hook, 3" opening, painted
1	C20-DL	Straight partition with perforated window, no access
1	N5-RS60-4	Steel shelving unit for high roof van, 14" D x 60" W x 62" H
1	N5-RS96-4	Steel shelving unit for high roof van, 14" D x 96" W x 62" H

PACKAGES



## DHS-10

CONTRACTOR

Steel	144"	High Roof
300 lbs	3.8 hrs	Yes

Qty	Part #	Description
1	6070	6" Hook, 3" opening, painted
1	C20-DH	Straight partition with perforated window, no access
1	N5-RS60-4	Steel shelving unit for high roof van, 14" D x 60" W x 62" H
1	N5-RS96-4	Steel shelving unit for high roof van, 14" D x 96" W x 62" H




ELECTRICAL  
**DHS-11**

MERCEDES-BENZ **SPRINTER**





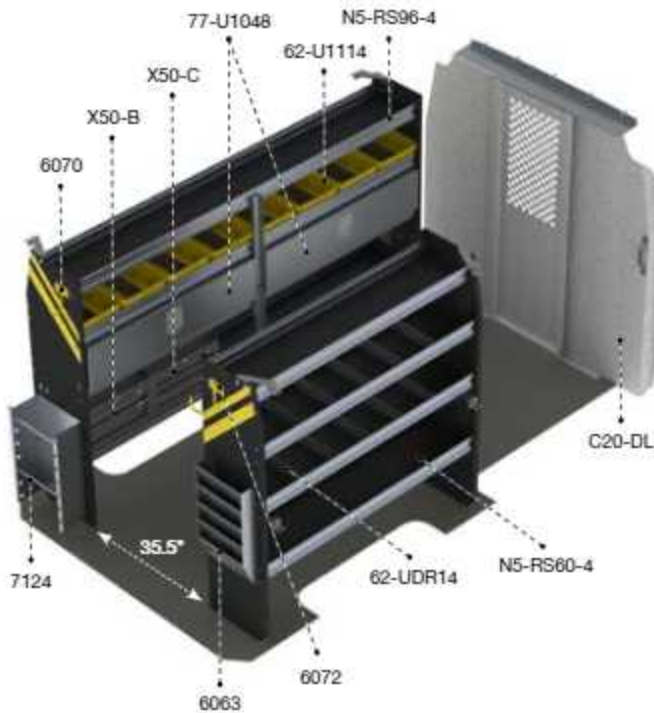


## DHL-10 CONTRACTOR

Steel	170", 170" Ext.	High Floor
355 lbs.	4.8 hrs.	Yes

Qty	Part #	Description
1	6070	6" Hook, 3" opening, painted
1	C20-DH	Straight partition with perforated window, no access
3	N5-RS60-4	Steel shelving unit for high roof van, 14" D x 60" W x 62" H

PACKAGES



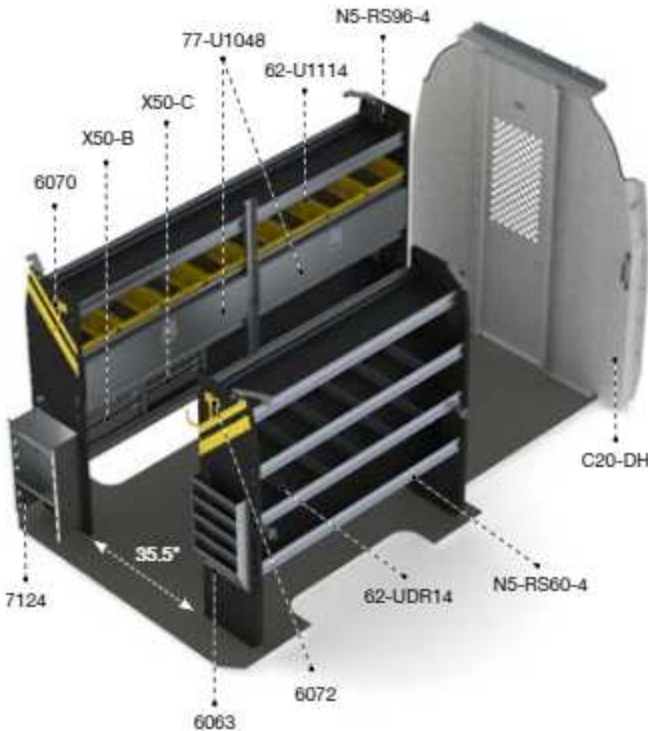
## DLS-11 ELECTRICAL

Steel	144"	Low Roof
404 lbs.	6.3 hrs.	Yes

Qty	Part #	Description
1	6063	Paper holder, extra deep, 5 slots
1	6070	6" Hook, 3" opening, painted
1	6072	8" Swivel hook, 4" opening, painted
8	62-U1114	14" Deep plastic bin
2	62-UDR14	Set of 5 dividers for a 14" shelf
1	7124	Reel holder with two 5/8" diameter rods
2	77-U1048	Adjustable shelving door unit - 45" W - for 48" & 96" shelves
1	C20-DL	Straight partition with perforated window, no access
1	N5-RS60-4	Steel shelving unit for high roof van, 14" D x 60" W x 62" H
1	N5-RS96-4	Steel shelving unit for high roof van, 14" D x 96" W x 62" H
1	X50-B	Compact 2-drawer unit
1	X50-C	Compact 3-drawer unit



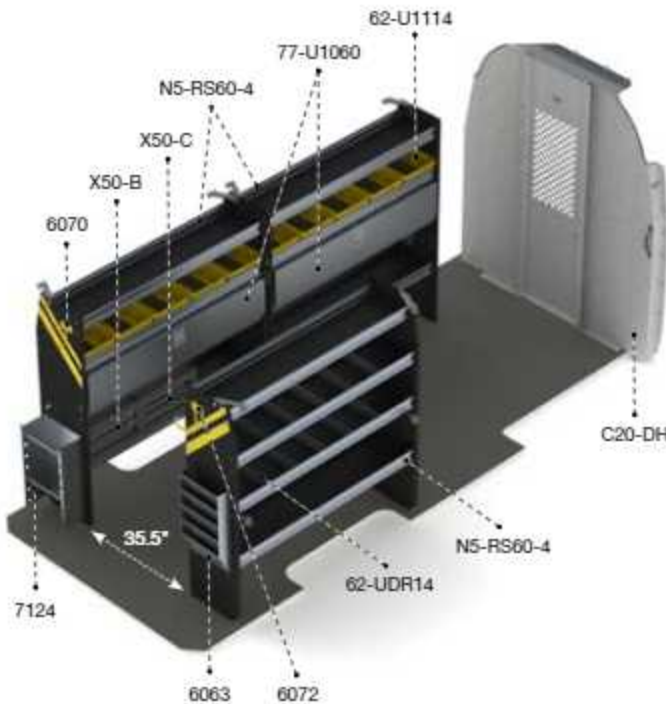
## MERCEDES-BENZ SPRINTER



### DHS-11 ELECTRICAL

	Steel		144"		High Roof
	413 lbs		6.3 hrs		Yes

Qty	Part #	Description
1	6063	Paper holder, extra deep, 5 slots
1	6070	6" Hook, 3" opening, painted
1	6072	8" Swivel hook, 4" opening, painted
8	62-U1114	14" Deep plastic bin
2	62-UDR14	Set of 5 dividers for a 14" shelf
1	7124	Reel holder with two 5/8" diameter rods
2	77-U1048	Adjustable shelving door unit - 45" W - for 48" & 96" shelves
1	C20-DH	Straight partition with perforated window, no access
1	N5-RS60-4	Steel shelving unit for high roof van, 14" D x 60" W x 62" H
1	N5-RS96-4	Steel shelving unit for high roof van, 14" D x 96" W x 62" H
1	X50-B	Compact 2-drawer unit
1	X50-C	Compact 3-drawer unit



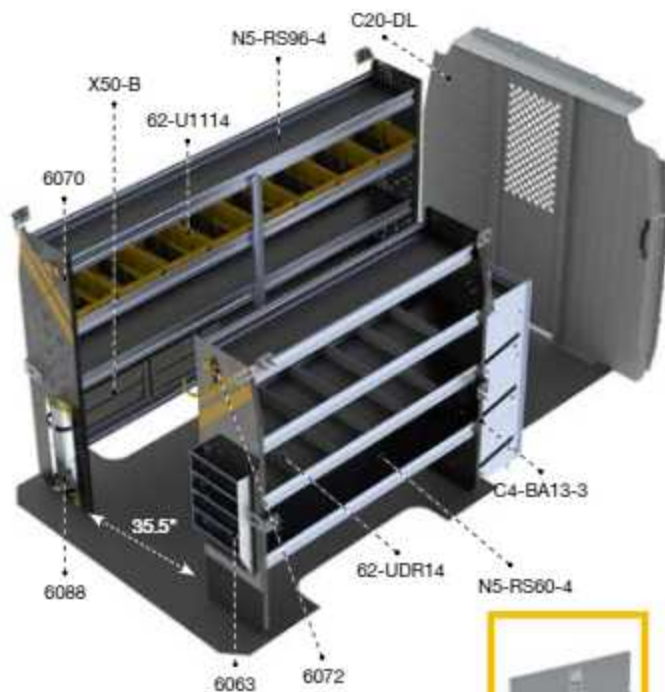
### DHL-11 ELECTRICAL

	Steel		170", 170" Ext.		High Roof
	475 lbs		7.3 hrs		Yes

Qty	Part #	Description
1	6063	Paper holder, extra deep, 5 slots
1	6070	6" Hook, 3" opening, painted
1	6072	8" Swivel hook, 4" opening, painted
10	62-U1114	14" Deep plastic bin
2	62-UDR14	Set of 5 dividers for a 14" shelf
1	7124	Reel holder with two 5/8" diameter rods
2	77-U1060	Adjustable shelving door unit - 57" W - for 60" shelves
1	C20-DH	Straight partition with perforated window, no access
3	N5-RS60-4	Steel shelving unit for high roof van, 14" D x 60" W x 62" H
1	X50-B	Compact 2-drawer unit
1	X50-C	Compact 3-drawer unit



MERCEDES-BENZ **SPRINTER**



77-U1060

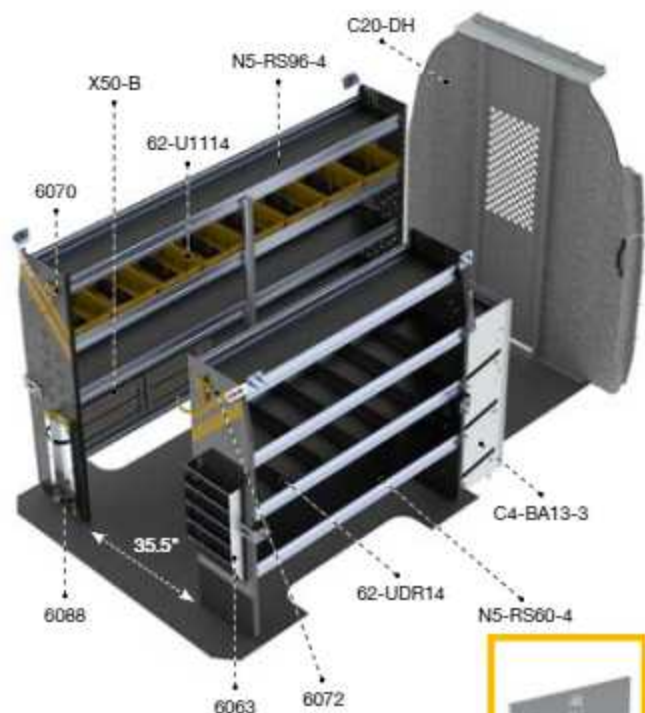
## DLS-12

HVAC

Steel	144"	Low Floor
414 lbs	6.1 hrs	Yes

Qty	Part #	Description
1	C4-BA13-3	3 Tier refrigerant rack for large bottles
1	6063	Paper holder, extra deep, 5 slots
1	6070	6" Hook, 3" opening, painted
1	6072	8" Swivel hook, 4" opening, painted
1	6088	Large aluminum bottle holder, with two black nylon straps
8	62-U1114	14" Deep plastic bin
2	62-UDR14	Set of 5 dividers for a 14" shelf
1	77-U1060	Adjustable shelving door unit - 57" W - for 60" shelves
1	C20-DL	Straight partition with perforated window, no access
1	N5-RS60-4	Steel shelving unit for high roof van, 14" D x 60" W x 62" H
1	N5-RS96-4	Steel shelving unit for high roof van, 14" D x 96" W x 62" H
2	X50-B	Compact 2-drawer unit

PACKAGES



77-U1060

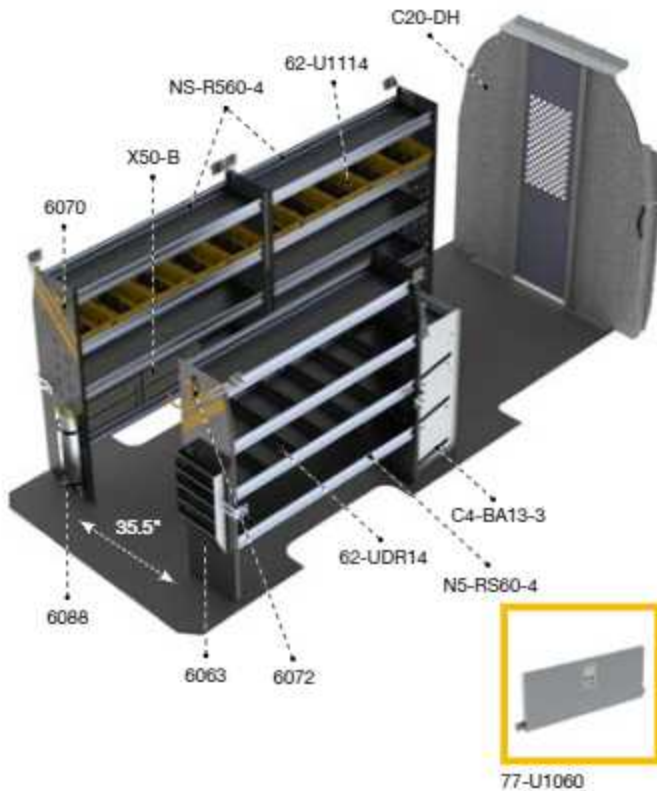
## DHS-12

HVAC

Steel	144"	High Roof
423 lbs	6.1 hrs	Yes

Qty	Part #	Description
1	C4-BA13-3	3 Tier refrigerant rack for large bottles
1	6063	Paper holder, extra deep, 5 slots
1	6070	6" Hook, 3" opening, painted
1	6072	8" Swivel hook, 4" opening, painted
1	6088	Large aluminum bottle holder, with two black nylon straps
8	62-U1114	14" Deep plastic bin
2	62-UDR14	Set of 5 dividers for a 14" shelf
1	77-U1060	Adjustable shelving door unit - 57" W - for 60" shelves
1	C20-DH	Straight partition with perforated window, no access
1	N5-RS60-4	Steel shelving unit for high roof van, 14" D x 60" W x 62" H
1	N5-RS96-4	Steel shelving unit for high roof van, 14" D x 96" W x 62" H
2	X50-B	Compact 2-drawer unit





### DHL-12 HVAC

Steel	170", 170" Ext.	High Roof
482 lbs	7.1 hrs	Yes

Qty	Part #	Description
1	C4-BA13-3	3 Tier refrigerant rack for large bottles
1	6063	Paper holder, extra deep, 5 slots
1	6070	6" Hook, 3" opening, painted
1	6072	8" Swivel hook, 4" opening, painted
1	6088	Large aluminum bottle holder, with two black nylon straps
10	62-U1114	14" Deep plastic bin
2	62-UDR14	Set of 5 dividers for a 14" shell
1	77-U1060	Adjustable shelving door unit - 57" W - for 60" shelves
1	C20-DH	Straight partition with perforated window, no access
3	N5-RS60-4	Steel shelving unit for high roof van, 14" D x 60" W x 62" H
2	X50-B	Compact 2-drawer unit



### DLS-16 SERVICE

Steel	144"	Low Roof
361 lbs	4.6 hrs	Yes

Qty	Part #	Description
1	6070	6" Hook, 3" opening, painted
1	6072	8" Swivel hook, 4" opening, painted
5	62-U1114	14" Deep plastic bin
2	62-UDR14	Set of 5 dividers for a 14" shell
1	C20-DL	Straight partition with perforated window, no access
1	N5-RS60-4	Steel shelving unit for high roof van, 14" D x 60" W x 62" H
1	N5-RS96-4	Steel shelving unit for high roof van, 14" D x 96" W x 62" H
2	X50-B	Compact 2-drawer unit






MERCEDES-BENZ **SPRINTER**



**DHS-16**  
SERVICE

Steel	144"	High Roof
370 lbs	4.6 hrs	Yes

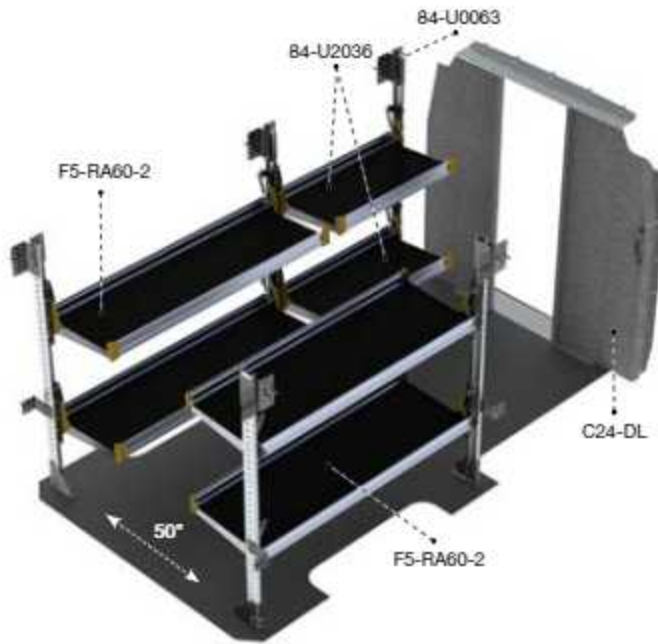
Qty	Part #	Description
1	6070	6" Hook, 3" opening, painted
1	6072	8" Swivel hook, 4" opening, painted
5	62-U1114	14" Deep plastic bin
2	62-UDR14	Set of 5 dividers for a 14" shell
1	C20-DH	Straight partition with perforated window, no access
1	N5-RS60-4	Steel shelving unit for high roof van, 14" D x 60" W x 62" H
1	N5-RS96-4	Steel shelving unit for high roof van, 14" D x 96" W x 62" H
2	X50-B	Compact 2-drawer unit



**DHL-16**  
SERVICE

Steel	170", 170" Ext.	High Roof
425 lbs	5.6 hrs	Yes

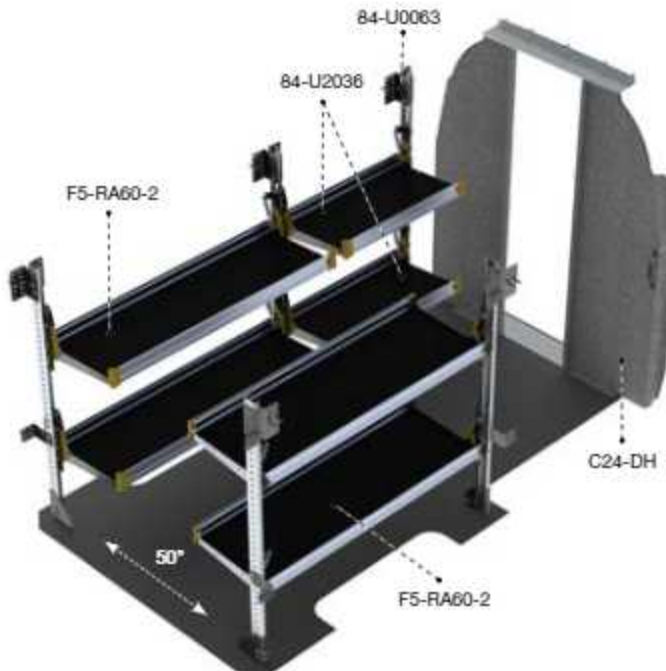
Qty	Part #	Description
1	6070	6" Hook, 3" opening, painted
1	6072	8" Swivel hook, 4" opening, painted
5	62-U1114	14" Deep plastic bin
2	62-UDR14	Set of 5 dividers for a 14" shell
1	C20-DH	Straight partition with perforated window, no access
3	N5-RS60-4	Steel shelving unit for high roof van, 14" D x 60" W x 62" H
2	X50-B	Compact 2-drawer unit



## DLS-19 DELIVERY

Aluminum	144"	Low Roof
274 lbs	5.3 hrs	Yes

Qty	Part #	Description
1	84-U0063	Post assembly for fold-away shelving, 63"
2	84-U2036	Fold-away shelf tray, 20" D x 36" W
1	C24-DL	Straight walk through steel partition
2	F5-RA60-2	Fold-away unit, 2 levels, 25" D x 60" W x 63" H



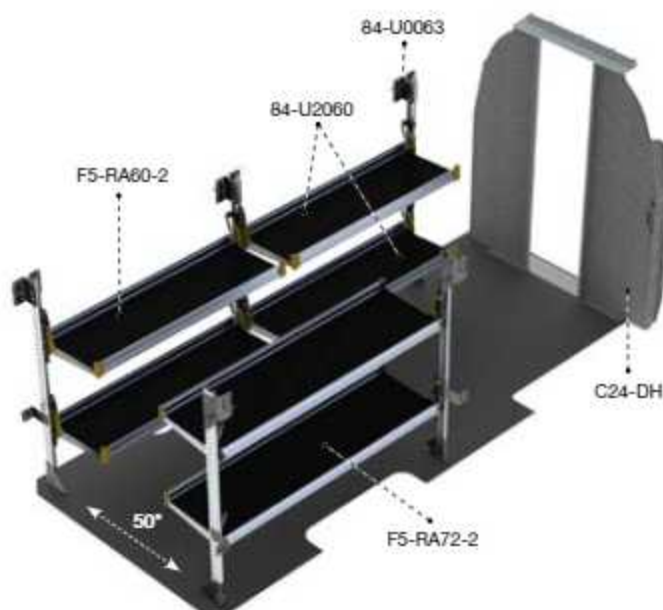
## DHS-19 DELIVERY

Aluminum	144"	High Roof
277 lbs	5.3 hrs	Yes

Qty	Part #	Description
1	84-U0063	Post assembly for fold-away shelving, 63"
2	84-U2036	Fold-away shelf tray, 20" D x 36" W
1	C24-DH	Straight walk through steel partition
2	F5-RA60-2	Fold-away unit, 2 levels, 25" D x 60" W x 63" H



MERCEDES-BENZ **SPRINTER**



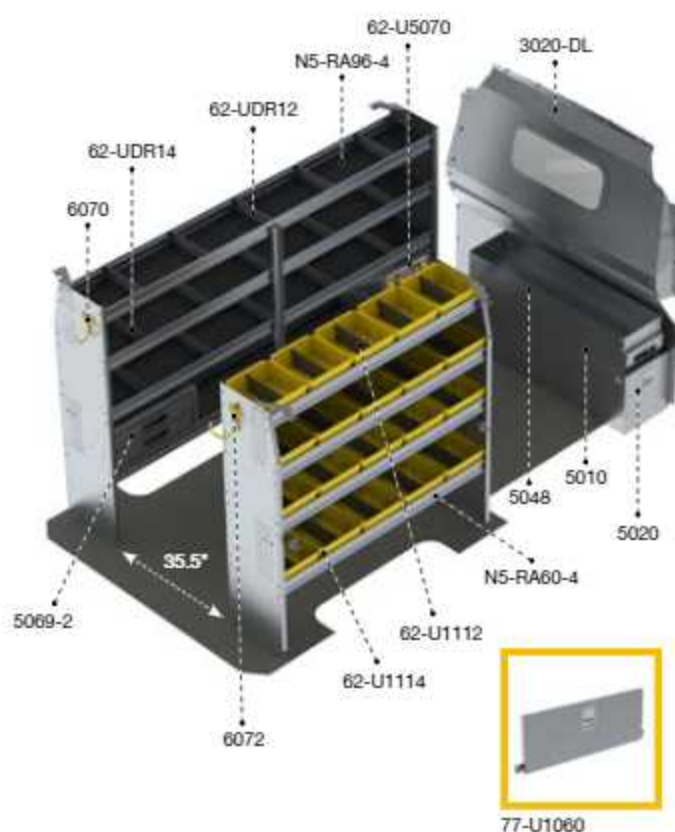
## DHL-19

### DELIVERY

■ Aluminum	🚚 170", 170" Ext.	🚚 High Roof
📦 299	🕒 5.3 hrs	🏆 Yes

Qty	Part #	Description
1	C24-DH	Straight walk through steel partition
1	F5-RA60-2	Fold-away unit, 2 levels, 60" W x 63" H
1	84-U0063	Post assembly for fold-away shelving, 63"
2	84-U2060	Fold-away shell tray, 20" D x 60" W
1	F5-RA72-2	Fold-away unit, 2 levels, 72" W x 63" H

PACKAGES



## DLS-27

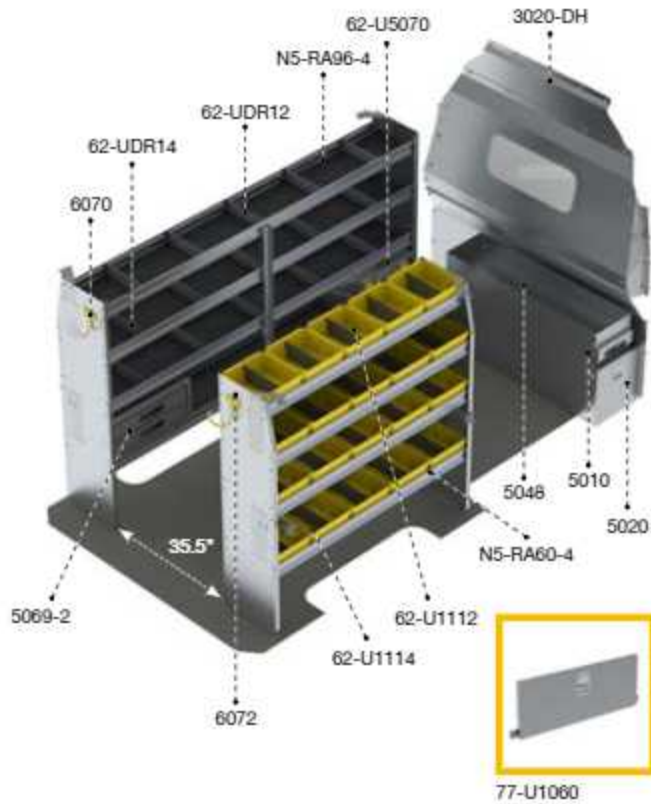
### ALUMINUM

■ Aluminum	🚚 144"	🚚 Low Roof
📦 465 lbs	🕒 7.5 hrs	🏆 Yes

Qty	Part #	Description
1	3020-DL	Countoured safety partition with glass window
1	5010	Partslider drawer
1	5020	Tool drawer 48" D x 14" W x 16" H
1	5048	Top edge
1	5069-2	2 Drawer cabinet
2	62-U5070	Partskeeper carry case with holder
1	6070	6" Hook, 3" opening, painted
1	6072	8" Swivel hook, 4" opening, painted
5	62-U1112	12" Deep plastic bin
15	62-U1114	14" Deep plastic bin
1	62-UDR12	Set of 5 dividers for a 12" shell
2	62-UDR14	Set of 5 dividers for a 14" shell
1	77-U1060	Adjustable shelving door unit - 57" W - for 60" shelves
1	N5-RA60-4	Aluminum shelving unit high roof van, 60", 14"D x 60" W x 62"H
1	N5-RA96-4	Aluminum shelving unit high roof van, 96", 14"D x 96" W x 62"H



MERCEDES-BENZ **SPRINTER**



**DHS-27**  
ALUMINUM

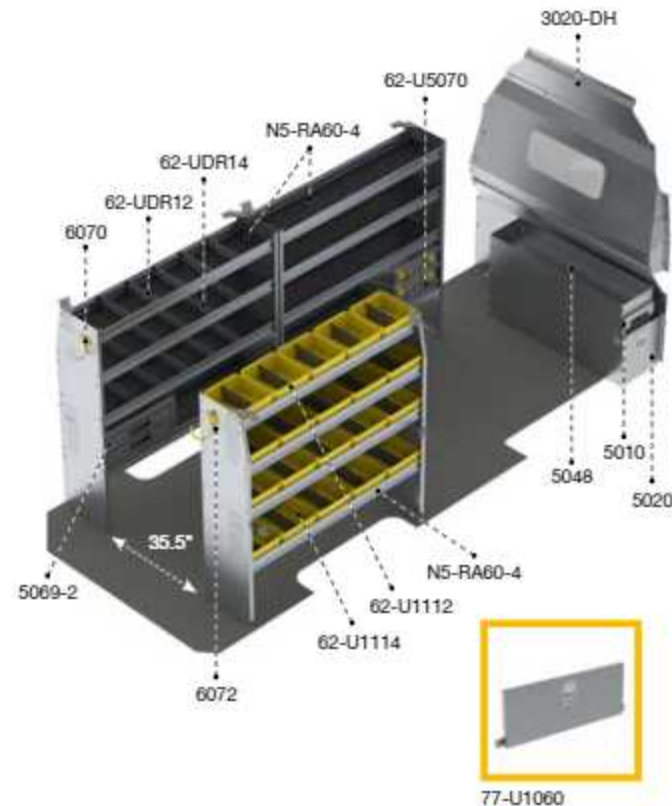
■ Aluminum	🚐 144"	🚐 High Roof
📦 467 lbs	🕒 7.5 hrs	🔒 Yes

Qty	Part #	Description
1	3020-DH	Countoured safety partition with glass window
1	5010	Partslider drawer
1	5020	Tool drawer 48" D x 14" W x 16" H
1	5048	Top edge
1	5069-2	2 Drawer cabinet
2	62-U5070	Partskeeper carry case with holder
1	6070	6" Hook, 3" opening, painted
1	6072	8" Swivel hook, 4" opening, painted
5	62-U1112	12" Deep plastic bin
15	62-U1114	14" Deep plastic bin
1	62-UDR12	Set of 5 dividers for a 12" shelf
2	62-UDR14	Set of 5 dividers for a 14" shelf
1	77-U1060	Adjustable shelving door unit - 57" W - for 60" shelves
1	N5-RA60-4	Aluminum shelving unit high roof van, 60", 14"D x 60" W x 62"H
1	N5-RA96-4	Aluminum shelving unit high roof van, 96", 14"D x 96" W x 62"H

PACKAGES

**DHL-27**  
ALUMINUM

■ Aluminum	🚐 170", 170" Ext.	🚐 High Roof
📦 508 lbs	🕒 8.5 hrs	🔒 Yes



Qty	Part #	Description
1	3020-DH	Countoured safety partition with glass window
1	5010	Partslider 48" D
1	5020	Tool drawer 48" D x 14" W x 16" H
1	5048	Top edge
1	5069-2	2 Drawer cabinet
2	62-U5070	Partskeeper carry case with holder
1	6070	6" Hook, 3" opening, painted
1	6072	8" Swivel hook, 4" opening, painted
5	62-U1112	12" Deep plastic bin
15	62-U1114	14" Deep plastic bin
1	62-UDR12	Set of 5 dividers for a 12" shelf
2	62-UDR14	Set of 5 dividers for a 14" shelf
1	77-U1060	Adjustable shelving door unit - 57" W - for 60" shelves
3	N5-RA60-4	Aluminum shelving unit high roof van, 60", 14"D x 60" W x 62"H



# ALUMINUM **DHS-27**

**MERCEDES-BENZ SPRINTER**






RAM PROMASTER




PACKAGES



**RPS-10**  
CONTRACTOR

Steel	118", 136"	Low / High
259 lbs	3.8 hrs	Yes

Qty	Part #	Description
1	6070	6" Hook, 3" opening, painted
1	C20-X	Straight steel partition with perforated window, no access
1	N5-RS48-4	Steel shelving unit for high roof van, 14" D x 48" W x 62" H
1	N5-RS72-4	Steel shelving unit for high roof van, 14" D x 72" W x 62" H



**RPL-10**  
CONTRACTOR

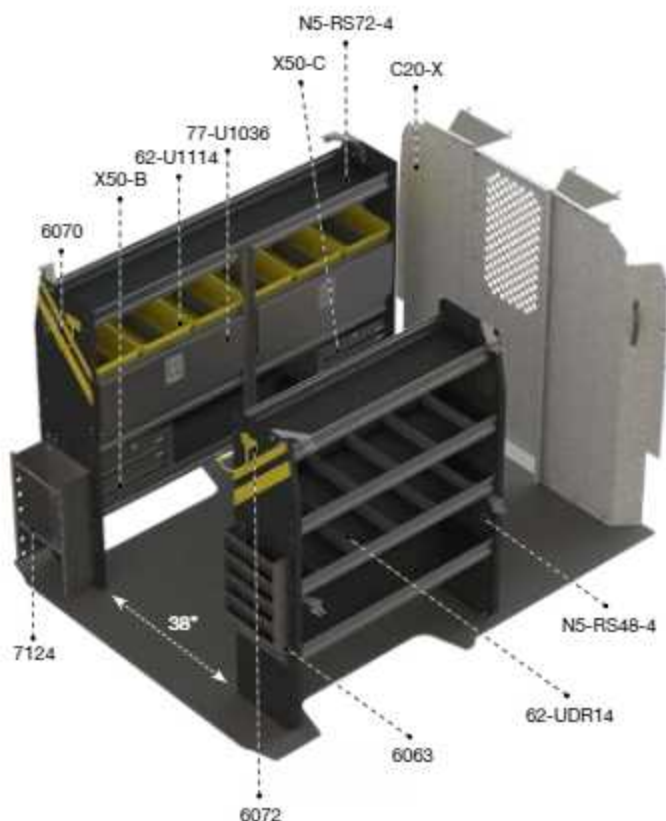
Steel	159", 159" Ext.	High
289 lbs	3.8 hrs	Yes

Qty	Part #	Description
1	6070	6" Hook, 3" opening, painted
1	C20-X	Straight steel partition with perforated window, no access
1	N5-RS60-4	Steel shelving unit for high roof van, 14" D x 60" W x 62" H
1	N5-RS96-4	Steel shelving unit for high roof van, 14" D x 96" W x 62" H





RAM PROMASTER



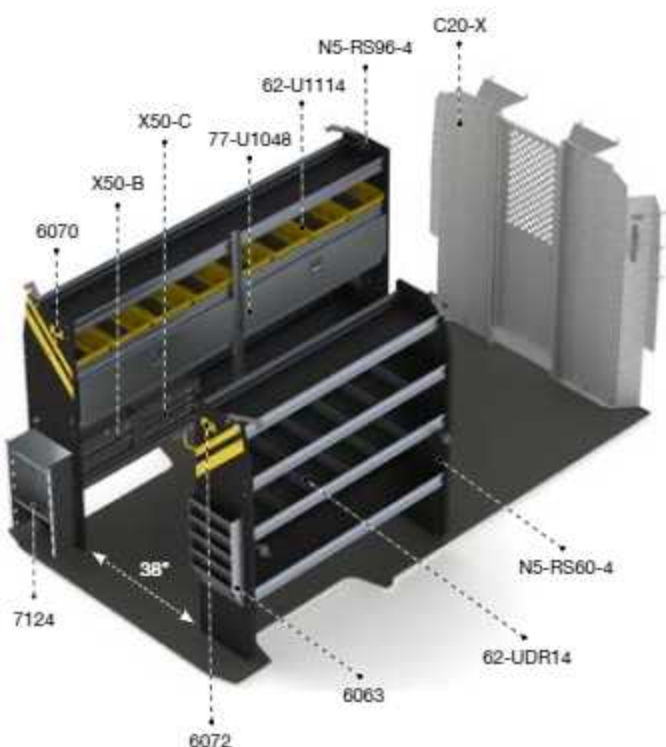
## RPS-11

### ELECTRICAL

Steel	118", 136"	Low / High
364 lbs	6.3 hrs	Yes

Qty	Part #	Description
1	6063	Paper holder, extra deep, 5 slots
1	6070	6" Hook, 3" opening, painted
1	6072	8" Swivel hook, 4" opening, painted
6	62-U1114	14" Deep plastic bin
2	62-UDR14	Set of 5 dividers for a 14" shell
1	7124	Reel holder with two 5/8" diameter rods
2	77-U1036	Adjustable shelving door unit - 33" W - for 36" & 72" shelves
1	C20-X	Straight steel partition with perforated window, no access
1	N5-RS48-4	Steel shelving unit for high roof van, 14" D x 48" W x 62" H
1	N5-RS72-4	Steel shelving unit for high roof van, 14" D x 72" W x 62" H
1	X50-B	Compact 2-drawer unit
1	X50-C	Compact 3-drawer unit

PACKAGES



## RPL-11

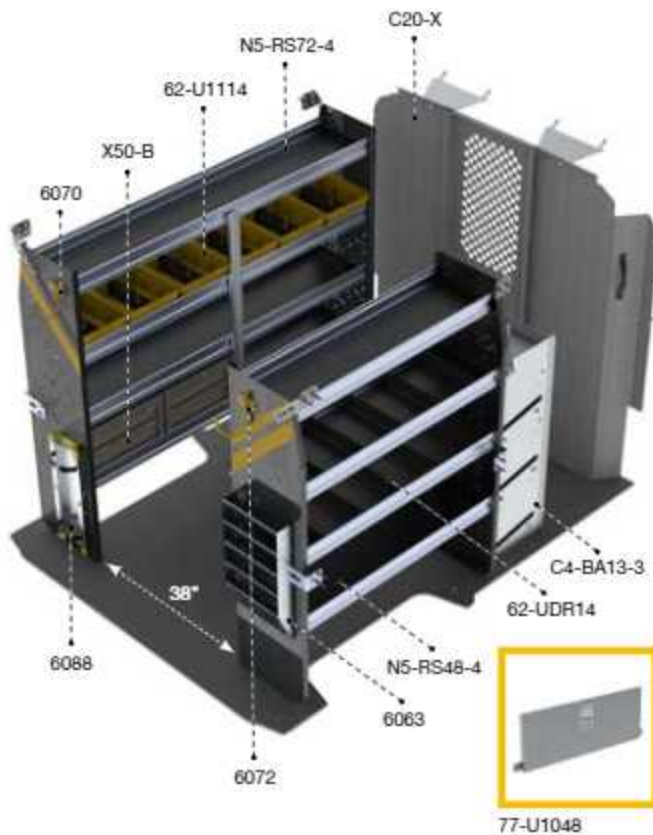
### ELECTRICAL

Steel	159", 159" Ext.	High
402 lbs	6.3 hrs	Yes

Qty	Part #	Description
1	6063	Paper holder, extra deep, 5 slots
1	6070	6" Hook, 3" opening, painted
1	6072	8" Swivel hook, 4" opening, painted
8	62-U1114	14" Deep plastic bin
2	62-UDR14	Set of 5 dividers for a 14" shell
1	7124	Reel holder with two 5/8" diameter rods
2	77-U1048	Adjustable shelving door unit - 45" W - for 48" & 96" shelves
1	C20-X	Straight steel partition with perforated window, no access
1	N5-RS60-4	Steel shelving unit for high roof van, 14" D x 60" W x 62" H
1	N5-RS96-4	Steel shelving unit for high roof van, 14" D x 96" W x 62" H
1	X50-B	Compact 2-drawer unit
1	X50-C	Compact 3-drawer unit



## RAM PROMASTER

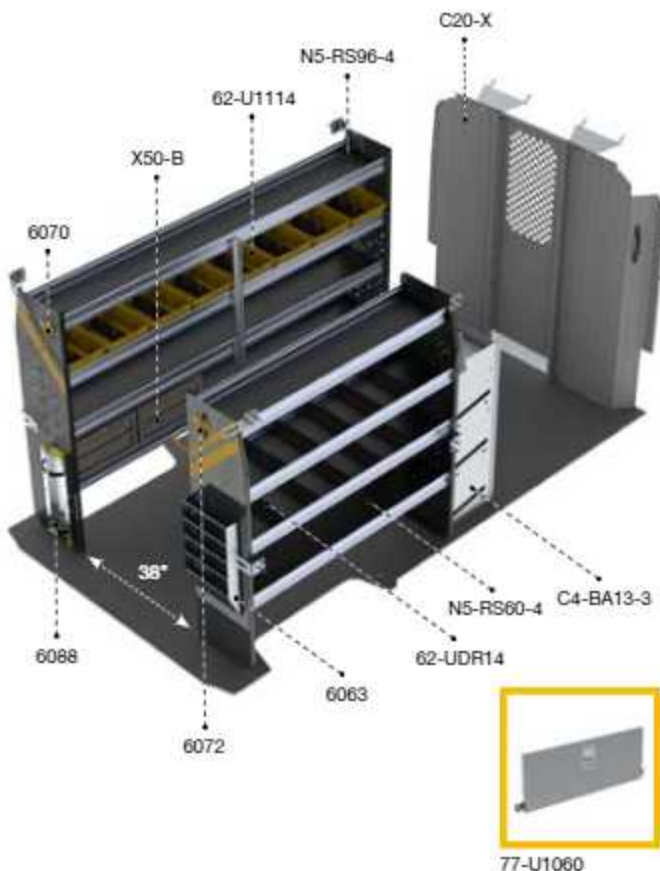


### RPS-12 HVAC

	Steel		118", 136"		Low / High
	376 lbs		6.1 hrs		Yes

Qty	Part #	Description
1	C4-BA13-3	3 Tier refrigerant rack for large bottles
1	6063	Paper holder, extra deep, 5 slots
1	6070	6" Hook, 3" opening, painted
1	6072	8" Swivel hook, 4" opening, painted
1	6088	Large aluminum bottle holder, with two black nylon straps
6	62-U1114	14" Deep plastic bin
2	62-UDR14	Set of 5 dividers for a 14" shell
1	77-U1048	Adjustable shelving door unit - 45" W - for 48" & 96" shelves
1	C20-X	Straight steel partition with perforated window, no access
1	N5-RS48-4	Steel shelving unit for high roof van, 14" D x 48" W x 62" H
1	N5-RS72-4	Steel shelving unit for high roof van, 14" D x 72" W x 62" H
2	X50-B	Compact 2-drawer unit

PACKAGES



### RPL-12 HVAC

	Steel		159", 159" Ext.		High
	412 lbs		6.1 hrs		Yes

Qty	Part #	Description
1	C4-BA13-3	3 Tier refrigerant rack for large bottles
1	6063	Paper holder, extra deep, 5 slots
1	6070	6" Hook, 3" opening, painted
1	6072	8" Swivel hook, 4" opening, painted
1	6088	Large aluminum bottle holder, with two black nylon straps
8	62-U1114	14" Deep plastic bin
2	62-UDR14	Set of 5 dividers for a 14" shell
1	77-U1060	Adjustable shelving door unit - 57" W - for 60" shelves
1	C20-X	Straight steel partition with perforated window, no access
1	N5-RS60-4	Steel shelving unit for high roof van, 14" D x 60" W x 62" H
1	N5-RS96-4	Steel shelving unit for high roof van, 14" D x 96" W x 62" H
2	X50-B	Compact 2-drawer unit





SERVICE  
**RPS-16**

**RAM PROMASTER**

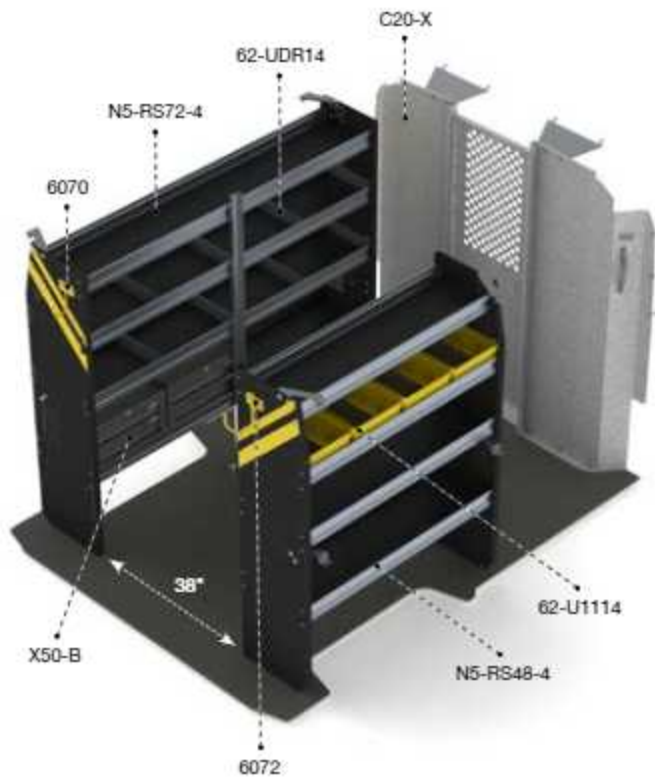






## RAM PROMASTER

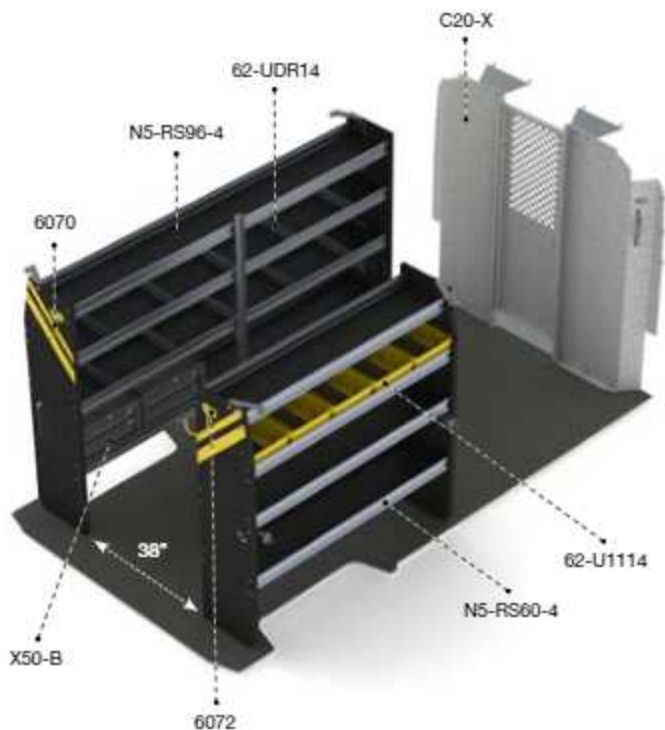
PACKAGES



### RPS-16 SERVICE

Steel	118", 136"	Low / High
326 lbs	4.6 hrs	Yes

Qty	Part #	Description
1	6070	6" Hook, 3" opening, painted
1	6072	8" Swivel hook, 4" opening, painted
4	62-U1114	14" Deep plastic bin
2	62-UDR14	Set of 5 dividers for a 14" shelf
1	C20-X	Straight steel partition with perforated window, no access
1	N5-RS48-4	Steel shelving unit for high roof van, 14" D x 48" W x 62" H
1	N5-RS72-4	Steel shelving unit for high roof van, 14" D x 72" W x 62" H
2	X50-B	Compact 2-drawer unit



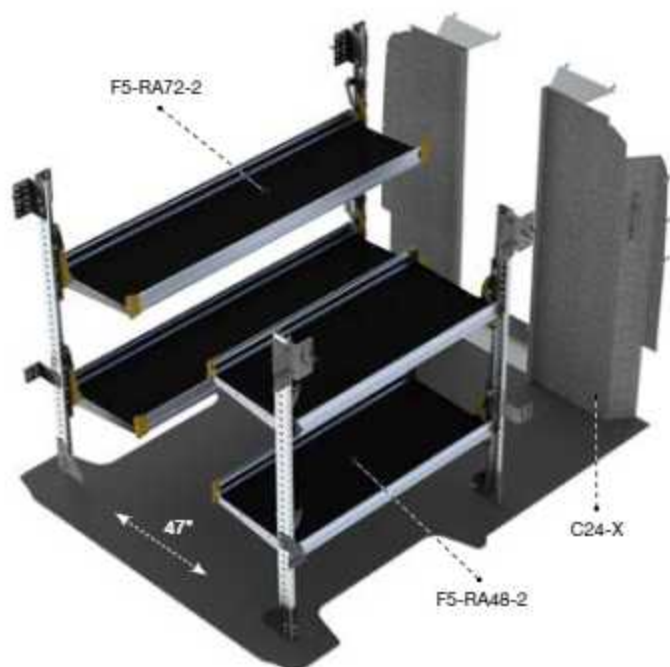
### RPL-16 SERVICE

Steel	159", 159" Ext.	High
359 lbs	4.6 hrs	Yes

Qty	Part #	Description
1	6070	6" Hook, 3" opening, painted
1	6072	8" Swivel hook, 4" opening, painted
5	62-U1114	14" Deep plastic bin
2	62-UDR14	Set of 5 dividers for a 14" shelf
1	C20-X	Straight steel partition with perforated window, no access
1	N5-RS60-4	Steel shelving unit for high roof van, 14" D x 60" W x 62" H
1	N5-RS96-4	Steel shelving unit for high roof van, 14" D x 96" W x 62" H
2	X50-B	Compact 2-drawer unit



RAM PROMASTER



## RPS-19

DELIVERY

Aluminum	118", 136"	Low / High
228 lbs	4.2 hrs	Yes

Qty	Part #	Description
1	C24-X	Straight walk through steel partition
1	F5-RA72-2	Fold-away unit, 2 levels, 25" D x 72" W x 63" H
1	F5-RA48-2	Fold-away unit, 2 levels, 25" D x 48" W x 63" H

PACKAGES



## RPL-19

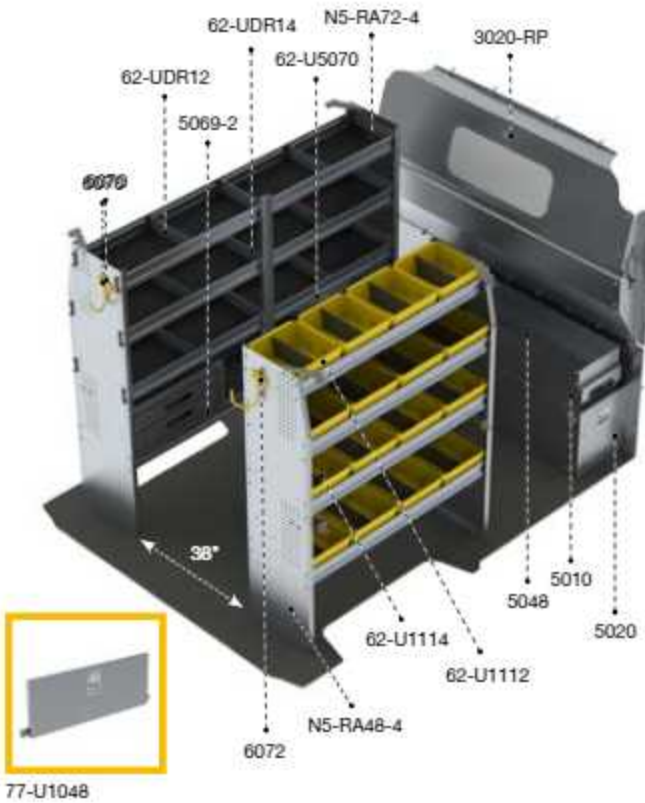
DELIVERY

Aluminum	159", 159" Ext.	High
289 lbs	5.3 hrs	Yes

Qty	Part #	Description
1	C24-X	Straight walk through partition
1	F5-RA60-2	Fold-away unit, 2 levels, 25" D x 60" W x 63" H
1	F5-RA72-2	Fold-away unit, 2 levels, 25" D x 72" W x 63" H
1	84-U0063	Post assembly for fold-away shelving, 63"
2	84-U2036	Fold-away shell tray, 20" D x 36" W



RAM PROMASTER



**RPS-27**  
ALUMINUM

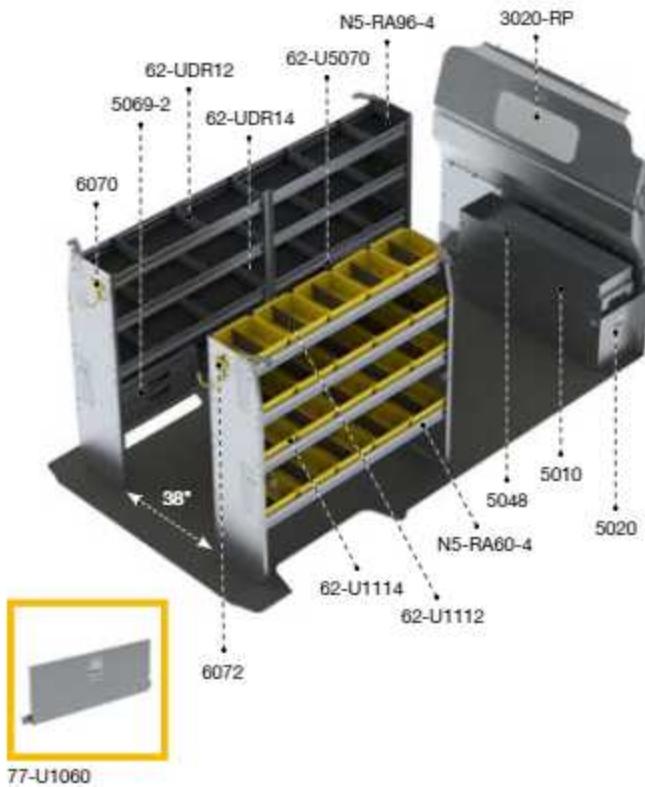
Aluminum	118", 136"	Low / High
420 lbs	7.3 hrs	Yes

Qty	Part #	Description
1	3020-RP	Countoured safety partition with glass window
1	5010	Partslider 48" D
1	5020	Tool drawer 48" D x 14" W x 16" H
1	5048	Top edge
1	5069-2	2 Drawer cabinet
2	62-U5070	Partskeeper carry case with holder
1	6070	6" Hook, 3" opening, painted
1	6072	8" Swivel hook, 4" opening, painted
4	62-U1112	12" Deep plastic bin
12	62-U1114	14" Deep plastic bin
1	62-UDR12	Set of 5 dividers for a 12" shelf
2	62-UDR14	Set of 5 dividers for a 14" shelf
1	77-U1048	Adjustable shelving door unit - 45" W - for 48" & 96" shelves
1	N5-RA48-4	Aluminum shelving unit for high roof van, 14" D x 48" W x 62" H
1	N5-RA72-4	Aluminum shelving unit for high roof van, 14" D x 72" W x 62" H

PACKAGES

**RPL-27**  
ALUMINUM

Aluminum	159", 159" Ext.	High
460 lbs	7.3 hrs	Yes



Qty	Part #	Description
1	3020-RP	Countoured safety partition with glass window
1	5010	Partslider 48" D
1	5020	Tool drawer 48" D x 14" W x 16" H
1	5048	Top edge
1	5069-2	2 Drawer cabinet
2	62-U5070	Partskeeper carry case with holder
1	6070	6" Hook, 3" opening, painted
1	6072	8" Swivel hook, 4" opening, painted
5	62-U1112	12" deep plastic bin
15	62-U1114	14" deep plastic bin
1	62-UDR12	Set of 5 dividers for a 12" Shelf
2	62-UDR14	Set of 5 dividers for a 14" Shelf
1	77-U1060	Adjustable shelving door unit - 57" W - for 60" shelves
1	N5-RA60-4	Aluminum Shelving Unit for high roof van, 14" D x 60" W x 62" H
1	N5-RA96-4	Aluminum Shelving Unit for high roof van, 14" D x 96" W x 62" H





RAM PROMASTER CITY



### PMC-10 CONTRACTOR

Steel	122"	Standard
156 lbs	3.2 hrs	Yes

Qty	Part #	Description
1	6070	6" Hook, 3" opening, painted
1	C10-PC	Contoured steel partition with perforated window
2	P4-RS36-3	Steel shelving unit for ProMaster City 14" D x 36" W x 42" H

PACKAGES

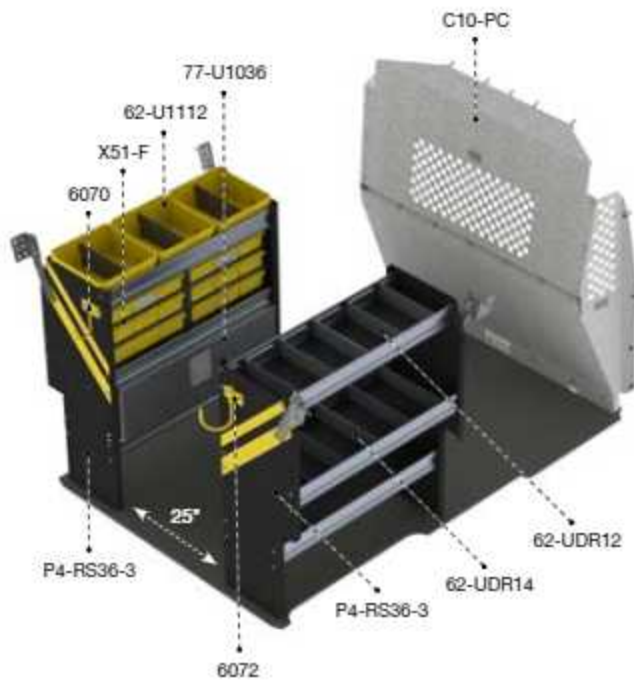


### PMD-10 CONTRACTOR

Steel	122"	Standard
170 lbs	3.2 hrs	Yes

Qty	Part #	Description
1	6070	6" Hook, 3" opening, painted
1	C10-PC	Contoured steel partition with perforated window
1	P4-RS36-3	Steel shelving unit for ProMaster City 14" D x 36" W x 42" H
1	P4-RS60-3	Steel shelving unit for ProMaster City 14" D x 60" W x 42" H

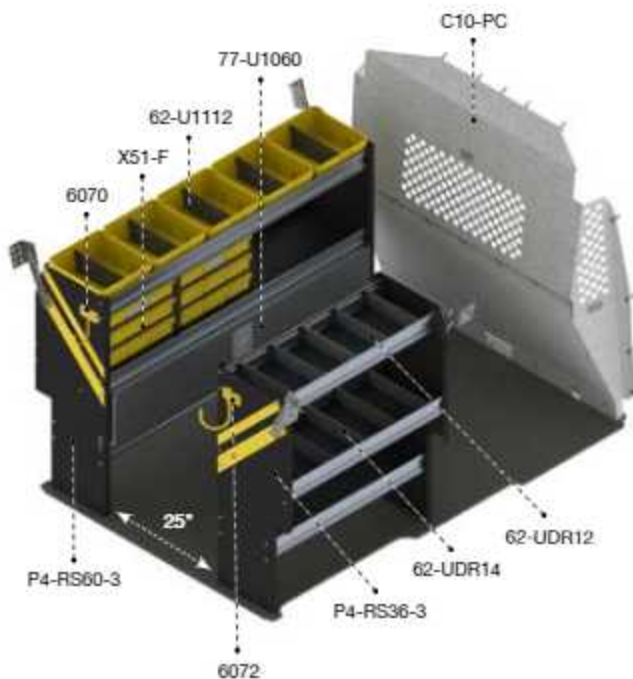
## RAM PROMASTER CITY



### PMC-11 ELECTRICAL

Steel	122"	Standard
230 lbs	4.5 hrs	Yes

Qty	Part #	Description
1	6070	6" Hook, 3" opening, painted
1	6072	8" Swivel hook, 4" opening, painted
3	62-U1112	12" Deep plastic bin
1	62-UDR12	Set of 5 dividers for a 12" shelf
1	62-UDR14	Set of 5 dividers for a 14" shelf
1	77-U1036	Adjustable shelving door unit - 33" W - for 36" & 72" shelves
1	C10-PC	Contoured steel partition with perforated window
2	P4-RS36-3	Steel shelving unit for ProMaster City 14" D x 36" H x 42" W
2	X51-F	Compact 9-drawer unit



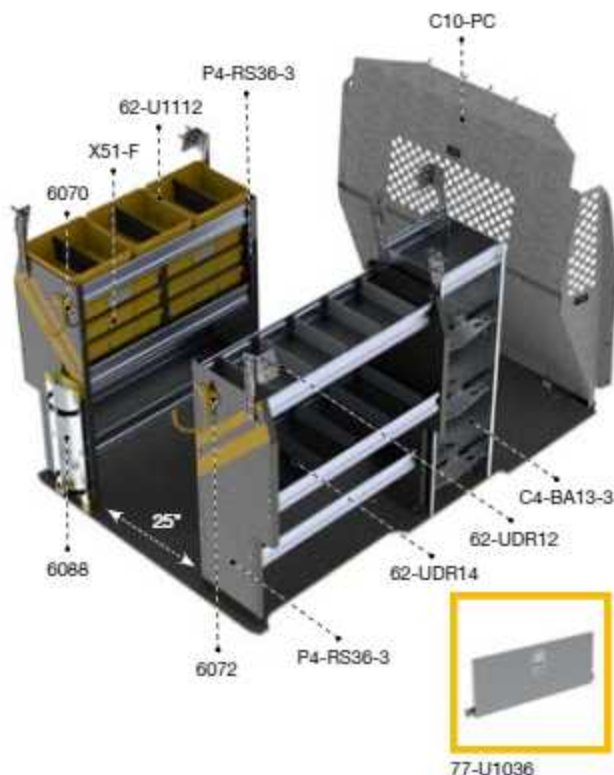
### PMD-11 ELECTRICAL

Steel	122"	Standard
251 lbs	4.5 hrs	Yes

Qty	Part #	Description
1	6070	6" Hook, 3" opening, painted
1	6072	8" Swivel hook, 4" opening, painted
5	62-U1112	12" Deep plastic bin
1	62-UDR12	Set of 5 dividers for a 12" shelf
1	62-UDR14	Set of 5 dividers for a 14" shelf
1	77-U1060	Adjustable shelving door unit - 57" W - for 60" shelves
1	C10-PC	Contoured steel partition with perforated window
1	P4-RS36-3	Steel shelving unit for ProMaster City 14" D x 36" H x 42" W
1	P4-RS60-3	Steel shelving unit for ProMaster City 14" D x 60" H x 42" W
2	X51-F	Compact 9-drawer unit



RAM PROMASTER CITY



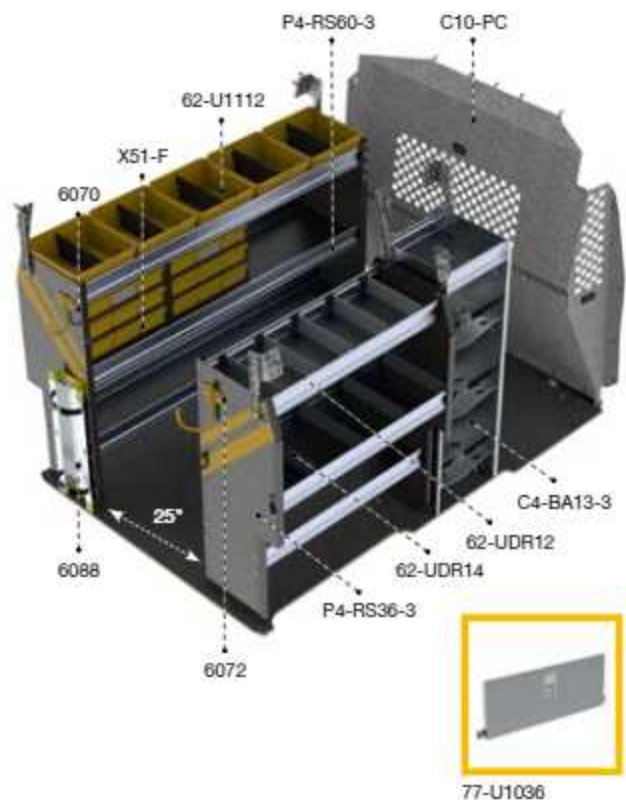
## PMC-12

HVAC

Steel	122"	Standard
260 lbs	5.3 hrs	Yes

Qty	Part #	Description
1	C4-BA13-3	3 Tier refrigerant rack for large bottles
1	6070	6" Hook, 3" opening, painted
1	6072	8" Swivel hook, 4" opening, painted
1	6088	Large aluminum bottle holder, with two black nylon straps
3	62-U1112	12" Deep plastic bin
1	62-UDR12	Set of 5 dividers for a 12" shell
1	62-UDR14	Set of 5 dividers for a 14" shell
1	77-U1036	Adjustable shelving door unit - 33" W - for 36" & 72" shelves
1	C10-PC	Contoured steel partition with perforated window
2	P4-RS36-3	Steel shelving unit for ProMaster City 14" D x 36" W x 42" H
2	X51-F	Compact 9-drawer unit

PACKAGES



## PMD-12

HVAC

Steel	122"	Standard
278 lbs	5.3 hrs	Yes

Qty	Part #	Description
1	C4-BA13-3	3 Tier refrigerant rack for large bottles
1	6070	6" Hook, 3" opening, painted
1	6072	8" Swivel hook, 4" opening, painted
1	6088	Large aluminum bottle holder, with two black nylon straps
5	62-U1112	12" Deep plastic bin
1	62-UDR12	Set of 5 dividers for a 12" shell
1	62-UDR14	Set of 5 dividers for a 14" shell
1	77-U1036	Adjustable shelving door unit - 33" W - for 36" & 72" shelves
1	C10-PC	Contoured steel partition with perforated window
1	P4-RS36-3	Steel shelving unit for ProMaster City 14" D x 36" W x 42" H
1	P4-RS60-3	Steel shelving unit for ProMaster City 14" D x 60" W x 42" H
2	X51-F	Compact 9-drawer unit





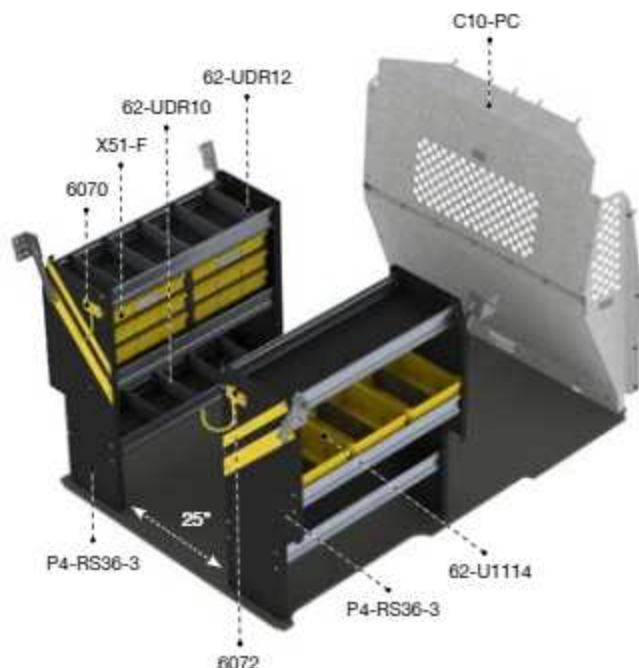
SERVICE  
**PMC-16**

**RAM PROMASTER CITY**





RAM PROMASTER CITY



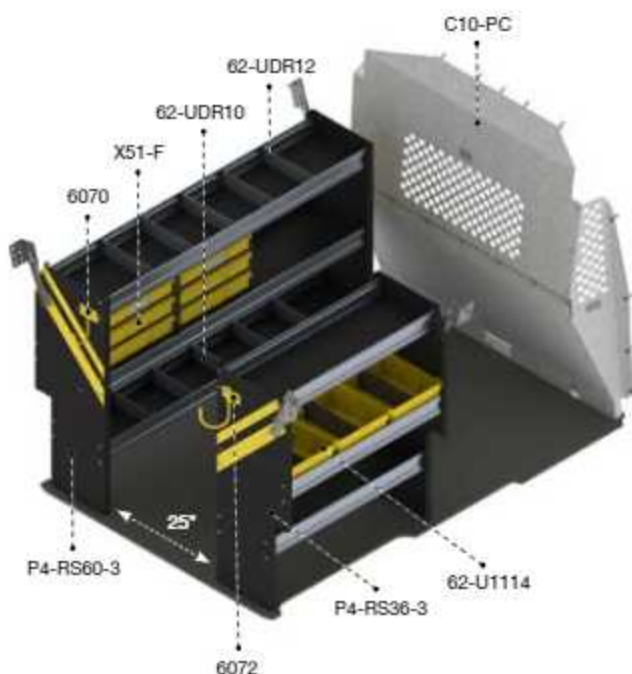
## PMC-16

### SERVICE

Steel	122"	Standard
223 lbs	4 hrs	Yes

Qty	Part #	Description
1	6070	6" Hook, 3" opening, painted
1	6072	8" Swivel hook, 4" opening, painted
3	62-U1114	14" Deep plastic bin
1	62-UDR10	Set of 5 dividers for a 10" shell
1	62-UDR12	Set of 5 dividers for a 12" shell
1	C10-PC	Contoured steel partition with perforated window
2	P4-RS36-3	Steel shelving unit for ProMaster City 14" D x 36" W x 42" H
2	X51-F	Compact 9-drawer unit

PACKAGES



## PMD-16

### SERVICE

Steel	122"	Standard
237 lbs	4 hrs	Yes

Qty	Part #	Description
1	6070	6" Hook, 3" opening, painted
1	6072	8" Swivel hook, 4" opening, painted
3	62-U1114	14" Deep plastic bin
1	62-UDR10	Set of 5 dividers for a 10" shell
1	62-UDR12	Set of 5 dividers for a 12" shell
1	C10-PC	Contoured steel partition with perforated window
1	P4-RS36-3	Steel shelving unit for ProMaster City 14" D x 36" W x 42" H
1	P4-RS60-3	Steel shelving unit for ProMaster City 14" D x 60" W x 42" H
2	X51-F	Compact 9-drawer unit

RAM PROMASTER CITY



PACKAGES



**PMC-19**  
DELIVERY

Aluminum	122"	Standard
161 lbs	2 hrs	Yes

Qty	Part #	Description
1	5032-1	Axess tray with 1 shell and 1 drawer, 38" D x 45" W x 30" H
1	C13-PC	Wire mesh partition, 38" D x 45" W x 30" H

Install kit # 6400 can be purchased separately.



**PMD-19**  
DELIVERY

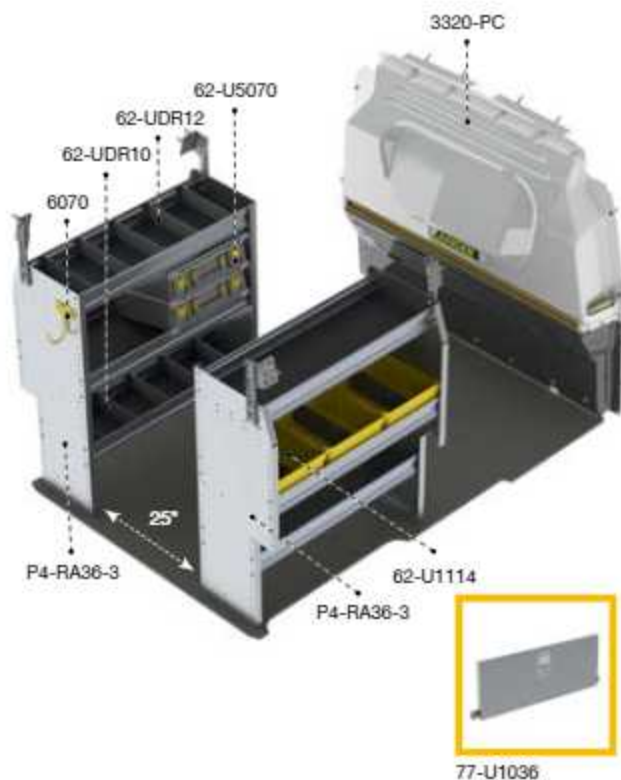
Aluminum	122"	Standard
188 lbs	4.2 hrs	Yes

Qty	Part #	Description
1	C13-PC	Wire mesh partition
2	F4-RA30-2	Fold-away unit, 2 levels, 22" D x 30" W x 47" H





RAM PROMASTER CITY



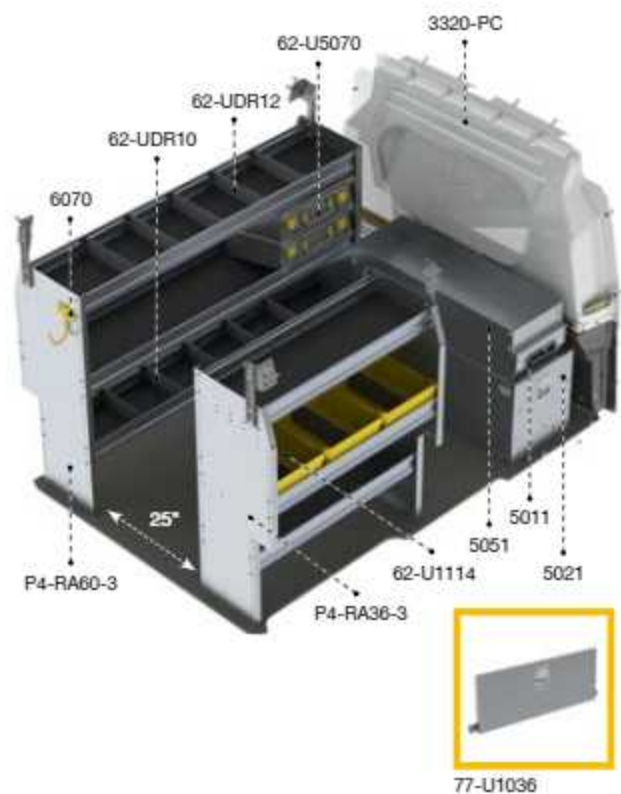
## PMC-27

ALUMINUM

Aluminum	122"	Standard
152 lbs	4.3 hrs	Yes

Qty	Part #	Description
1	3320-PC	Max View countoured safety partition
2	62-U5070	Partskeeper carry case with holder
1	6070	6" Hook, 3" opening, painted
3	62-U1114	14" Deep plastic bin
1	62-UDR10	Set of 5 dividers for a 10" shelf
1	62-UDR12	Set of 5 dividers for a 12" shelf
1	77-U1036	Adjustable shelving door unit - 33" W - for 36" & 72" shelves
2	P4-RA36-3	Aluminum shelving unit for ProMaster City 14" D x 36" W x 42" H

PACKAGES



## PMD-27

ALUMINUM

Aluminum	122"	Standard
242 lbs	6 hrs	Yes

Qty	Part #	Description
1	3320-PC	Max View countoured safety partition
1	5011	Partslider 36" D
1	5021	Tool drawer 36" D x 14" W x 16" H
1	5051	Top edge
2	62-U5070	Partskeeper carry case with holder
1	6070	6" Hook, 3" opening, painted
3	62-U1114	14" Deep plastic bin
1	62-UDR10	Set of 5 dividers for a 10" shelf
1	62-UDR12	Set of 5 dividers for a 12" shelf
1	77-U1036	Adjustable shelving door unit - 33" W - for 36" & 72" shelves
1	P4-RA36-3	Aluminum shelving unit for ProMaster City 14" D x 36" W x 42" H
1	P4-RA60-3	Aluminum shelving unit for ProMaster City 14" D x 60" W x 42" H



## **VAN SHELVING**

Industry leading strength.  
The perfect fit for the toughest jobs.



**TOUGH**  
Extrusion builds durability into shelf.



**QUIET**  
Shelf tray, end panel and extrusion are engineered to be vibration free.



**ORGANIZED**  
A well-planned van outfit increases productivity.

## VAN SHELVING

**APPLICATION GUIDE** ..... P. 132

**NOMENCLATURE** ..... P. 130

### VAN SHELVING ACCESSORIES

BINS ..... P. 143

DIVIDERS (LOW AND HIGH) ..... P. 142

SHELF BLOCK KIT ..... P. 143

**VAN SHELVING DOORS** ..... P. 141

### VAN SHELVING

FOLD-AWAY SHELVING UNIT ..... P. 144

SHELVING UNIT FOR LOW ROOF VAN ..... P. 134

SHELVING UNIT FOR DEEP HIGH ROOF VAN ..... P. 135

SHELVING UNIT FOR HIGH ROOF VAN ..... P. 136

SHELVING UNIT FOR PROMASTER CITY ..... P. 137

SHELVING UNIT FOR SQUARE BACK SHELVING ..... P. 138

SHELVING UNIT FOR TRANSIT CONNECT ..... P. 140

Ranger Design shelving is built strong and durable and often outlasts the vehicle. Designed to fit with maximum efficiency, Ranger Design shelving optimizes the space in a work van's cargo area.





# RANGER DESIGN'S SHELVING

We want to simplify the customers' experience and make it easier to install both the shelving and the accessories.

This simple line of shelving makes it easy for you to stock. It enables you to upfit vans faster and to put them on the road quickly.

The benefits of Ranger Design shelving :

- › Simple product line
- › Easy installation in all vans
- › High quality
- › Steel line for quality and value
- › Aluminum line for increased payload

## UNITS OFFERED

Description	Size (shelf tray & height)	Materials	Fits	36	48	60	72	84	96
High Roof Van (Square back with Notch)	14" x 62.5"	Steel, Aluminum	Box Truck, Step Van & Trailer, Nissan NV, ProMaster, Sprinter, Transit	✗	✗	✗	✗	✗	✗
Deep High Roof Van (Square back with Notch)	16" x 62.5"	Steel	Box Truck, Step Van & Trailer, Nissan NV, ProMaster, Sprinter, Transit	✗	✗	✗	✗	✗	✗
Low Roof Van (Square back with Notch)	14" x 46.5"	Steel, Aluminum	Box Truck, Step Van & Trailer, Metris, Nissan NV, NV 200, Savana, Transit	✗	✗	✗	✗	✗	✗
Transit Connect	14" x 46.5"	Steel, Aluminum	Transit Connect	✗		✗			
ProMaster City	14" x 46.5"	Steel, Aluminum	ProMaster City	✗		✗			
Square back shelving	14" x 26"	Steel, Aluminum	Box Truck, Step Van & Trailer	✗	✗	✗			
Square back shelving	14" x 34"	Steel, Aluminum	Box Truck, Step Van & Trailer	✗	✗	✗			

## CONFIGURATION

- ▶ 7 Profiles
- ▶ Shelving comes as a base model
- ▶ Shelves can be upgraded with bins or with dividers
- ▶ All shelves are flat to allow for either bins or dividers

## NOMENCLATURE



### 7 PROFILES

<b>N4</b>	44.5" H with notch at the back
<b>N5-D</b>	62" H Deep with notch at the back
<b>N5-R</b>	62" H with notch at the back
<b>P4</b>	42" H Contoured ProMaster City
<b>S2</b>	26" H Square back
<b>S3</b>	34" H Square back
<b>T4</b>	41.5" H Contoured Transit Connect



# Application Guide

Type	Material	Box Truck, Step Van & Trailer	Chevrolet Express	Ford Transit 130"	Ford Transit 148"	Ford Transit 148" Ext.	Ford Transit Connect	GMC Savana	Mercedes-Benz Metris 126"
N4 44.5" H with notch at the back	Aluminum	P. 134	P. 134	P. 134	P. 134			P. 134	P. 134
N4 44.5" H with notch at the back	Steel	P. 134	P. 134	P. 134	P. 134			P. 134	P. 134
N5-D 62" H Deep with notch at the back	Steel	P. 135		P. 135	P. 135	P. 135			
N5-R 62" H with notch at the back	Aluminum	P. 136		P. 136	P. 136	P. 136			
N5-R 62" H with notch at the back	Steel	P. 136		P. 136	P. 136	P. 136			
P4 42" H Contoured ProMaster City	Aluminum								
P4 42" H Contoured ProMaster City	Steel								
S2 26" H Square back	Aluminum	P. 138							
S2 26" H Square back	Steel	P. 138							
S3 34" H Square back	Aluminum	P. 139							
S3 34" H Square back	Steel	P. 139							
T4 41.5" H Contoured Transit Connect	Aluminum						P. 140		
T4 41.5" H Contoured Transit Connect	Steel						P. 140		

VAN SHELVING

## SHELVING SIZES

DESIGNED TO INTEGRATE WITH RANGER DESIGN'S FLOORS



See page P. 158 for accessories



									
P. 134		P. 134		P. 134					
P. 134		P. 134		P. 134					
	P. 135		P. 135		P. 135	P. 135	P. 135	P. 135	
	P. 136		P. 136		P. 136	P. 136	P. 136	P. 136	
	P. 136		P. 136		P. 136	P. 136	P. 136	P. 136	
									P. 137
									P. 137

VAN SHELVING

## SHELF TRAYS

- ▶ All shelf trays (for both steel and aluminum shelving) use aluminum extrusion for the best strength to weight ratio
- ▶ 3" High extrusions for maximum strength and utility
- ▶ All shelves come with marine grade plywood base



# VAN SHELVING – UNIT FOR LOW ROOF VAN

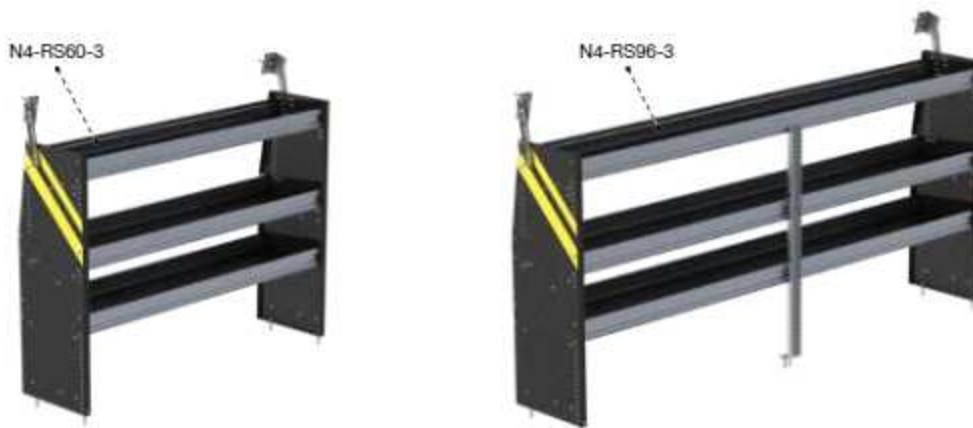


Aluminum						
<b>N4-RA36-3</b>	16" D x 36" W x 44.5" H	41 lbs	3 Shelves (12", 14", 14")	77-U1036	1 hr	Yes
<b>N4-RA48-3</b>	16" D x 48" W x 44.5" H	48 lbs	3 Shelves (12", 14", 14")	77-U1048	1 hr	Yes
<b>N4-RA60-3</b>	16" D x 60" W x 44.5" H	56 lbs	3 Shelves (12", 14", 14")	77-U1060	1 hr	Yes
<b>N4-RA72-3</b>	16" D x 72" W x 44.5" H	65.5 lbs	3 Shelves (12", 14", 14")	77-U1036	1.1 hrs	Yes
<b>N4-RA84-3</b>	16" D x 84" W x 44.5" H	73 lbs	3 Shelves (12", 14", 14")	77-U1036, 77-U1048	1.1 hrs	Yes
<b>N4-RA96-3</b>	16" D x 96" W x 44.5" H	80.5 lbs	3 Shelves (12", 14", 14")	77-U1048	1.1 hrs	Yes



**Will only fit upto specific length**  
 Mercedes-Benz Metris 126" upto 72"  
 Mercedes-Benz Metris 135" upto 84"  
 Nissan NV200 115" upto 60"

**Shelving on this page fits inside these vehicles**



Steel						
<b>N4-RS36-3</b>	16" D x 36" W x 44.5" H	50 lbs	3 Shelves (12", 14", 14")	77-U1036	1 hr	Yes
<b>N4-RS48-3</b>	16" D x 48" W x 44.5" H	57.5 lbs	3 Shelves (12", 14", 14")	77-U1048	1 hr	Yes
<b>N4-RS60-3</b>	16" D x 60" W x 44.5" H	65 lbs	3 Shelves (12", 14", 14")	77-U1060	1 hr	Yes
<b>N4-RS72-3</b>	16" D x 72" W x 44.5" H	74.5 lbs	3 Shelves (12", 14", 14")	77-U1036	1.1 hrs	Yes
<b>N4-RS84-3</b>	16" D x 84" W x 44.5" H	82 lbs	3 Shelves (12", 14", 14")	77-U1036, 77-U1048	1.1 hrs	Yes
<b>N4-RS96-3</b>	16" D x 96" W x 44.5" H	90 lbs	3 Shelves (12", 14", 14")	77-U1048	1.1 hrs	Yes

# VAN SHELVING – DEEP SHELVING FOR HIGH ROOF VAN

N5-DS60-4



N5-DS96-4



Steel						
N5-DS36-4	20" D x 36" W x 62" H	74 lbs	4 Shelves (16", 18", 18", 18")	77-U1036	1.2 hrs	Yes
N5-DS48-4	20" D x 48" W x 62" H	92.25 lbs	4 Shelves (16", 18", 18", 18")	77-U1048	1.2 hrs	Yes
N5-DS60-4	20" D x 60" W x 62" H	104.25 lbs	4 Shelves (16", 18", 18", 18")	77-U1060	1.2 hrs	Yes
N5-DS72-4	20" D x 72" W x 62" H	119 lbs	4 Shelves (16", 18", 18", 18")	77-U1036	1.4 hrs	Yes
N5-DS84-4	20" D x 84" W x 62" H	131 lbs	4 Shelves (16", 18", 18", 18")	77-U1036, 77-U1048	1.4 hrs	Yes
N5-DS96-4	20" D x 96" W x 62" H	143 lbs	4 Shelves (16", 18", 18", 18")	77-U1048	1.4 hrs	Yes



Shelving on this page fits inside these vehicles



VAN SHELVING



# VAN SHELVING – UNIT FOR HIGH ROOF VAN



Aluminum						
<b>N5-RA36-4</b>	16" D x 36" W x 62" H	54 lbs	4 Shelves (12", 14", 14", 14")	77-U1036	1.2 hrs	Yes
<b>N5-RA48-4</b>	16" D x 48" W x 62" H	64 lbs	4 Shelves (12", 14", 14", 14")	77-U1048	1.2 hrs	Yes
<b>N5-RA60-4</b>	16" D x 60" W x 62" H	74.5 lbs	4 Shelves (12", 14", 14", 14")	77-U1060	1.2 hrs	Yes
<b>N5-RA72-4</b>	16" D x 72" W x 62" H	87 lbs	4 Shelves (12", 14", 14", 14")	77-U1036	1.4 hrs	Yes
<b>N5-RA84-4</b>	16" D x 84" W x 62" H	97 lbs	4 Shelves (12", 14", 14", 14")	77-U1036, 77-U1048	1.4 hrs	Yes
<b>N5-RA96-4</b>	16" D x 96" W x 62" H	107.5 lbs	4 Shelves (12", 14", 14", 14")	77-U1048	1.4 hrs	Yes



Shelving on this page fits inside these vehicles



Steel						
<b>N5-RS36-4</b>	16" D x 36" W x 62" H	67.75 lbs	4 Shelves (12", 14", 14", 14")	77-U1036	1.2 hrs	Yes
<b>N5-RS48-4</b>	16" D x 48" W x 62" H	78 lbs	4 Shelves (12", 14", 14", 14")	77-U1048	1.2 hrs	Yes
<b>N5-RS60-4</b>	16" D x 60" W x 62" H	88 lbs	4 Shelves (12", 14", 14", 14")	77-U1060	1.2 hrs	Yes
<b>N5-RS72-4</b>	16" D x 72" W x 62" H	100.5 lbs	4 Shelves (12", 14", 14", 14")	77-U1036	1.4 hrs	Yes
<b>N5-RS84-4</b>	16" D x 84" W x 62" H	111 lbs	4 Shelves (12", 14", 14", 14")	77-U1036, 77-U1048	1.4 hrs	Yes
<b>N5-RS96-4</b>	16" D x 96" W x 62" H	121 lbs	4 Shelves (12", 14", 14", 14")	77-U1048	1.4 hrs	Yes

# VAN SHELVING – UNIT FOR PROMASTER CITY

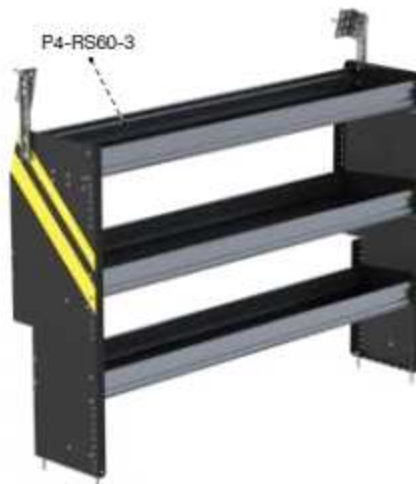


	 Aluminum						
<b>P4-RA36-3</b>	15.75" D x 36" W x 42" H		37.5 lbs	3 Shelves (12", 14", 10")	77-U1036	1 hr	Yes
<b>P4-RA60-3</b>	15.75" D x 60" W x 42" H		51.75 lbs	3 Shelves (12", 14", 10")	77-U1060	1 hr	Yes



Ram  
ProMaster City

Shelving on this page fits inside these vehicles



	 Steel						
<b>P4-RS36-3</b>	15.75" D x 36" W x 42" H		45.25 lbs	3 Shelves (12", 14", 10")	77-U1036	1 hr	Yes
<b>P4-RS60-3</b>	15.75" D x 60" W x 42" H		59.5 lbs	3 Shelves (12", 14", 10")	77-U1060	1 hr	Yes

# VAN SHELVING – SQUARE BACK SHELVING UNIT



■ Aluminum



S2-RA36-2	16" D x 36" W x 28" H	28 lbs	2 Shelves (14", 14")	77-U1036	0.9 hr	Yes
S2-RA48-2	16" D x 48" W x 28" H	33.5 lbs	2 Shelves (14", 14")	77-U1048	0.9 hr	Yes
S2-RA60-2	16" D x 60" W x 28" H	38.5 lbs	2 Shelves (14", 14")	77-U1060	0.9 hr	Yes



Box Truck,  
Step Van & Trailer

Shelving on this page fits inside these vehicles



■ Steel





S2-RS36-2	16" D x 36" W x 28" H	34 lbs	2 Shelves (14", 14")	77-U1036	0.9 hr	Yes
S2-RS48-2	16" D x 48" W x 28" H	39 lbs	2 Shelves (14", 14")	77-U1048	0.9 hr	Yes
S2-RS60-2	16" D x 60" W x 28" H	44.5 lbs	2 Shelves (14", 14")	77-U1060	0.9 hr	Yes



# VAN SHELVING – SQUARE BACK SHELVING UNIT



Aluminum						
S3-RA36-3	16" D x 36" W x 36" H	38.75 lbs	3 Shelves (14", 14", 14")	77-U1036	1 hr	Yes
S3-RA48-3	16" D x 48" W x 36" H	46.5 lbs	3 Shelves (14", 14", 14")	77-U1048	1 hr	Yes
S3-RA60-3	16" D x 60" W x 36" H	54.25 lbs	3 Shelves (14", 14", 14")	77-U1060	1 hr	Yes



Box Truck,  
Step Van & Trailer

Shelving on this page fits inside these vehicles



Steel						
S3-RS36-3	16" D x 36" W x 36" H	46 lbs	3 Shelves (14", 14", 14")	77-U1036	1 hr	Yes
S3-RS48-3	16" D x 48" W x 36" H	54 lbs	3 Shelves (14", 14", 14")	77-U1048	1 hr	Yes
S3-RS60-3	16" D x 60" W x 36" H	61.75 lbs	3 Shelves (14", 14", 14")	77-U1060	1 hr	Yes

# VAN SHELVING – UNIT FOR TRANSIT CONNECT



	Dimensions	Weight	Shelf Opening	Part Number	Lead Time	Certification
<b>T4-RA36-3</b>	15.75" D x 36" W x 41.5" H	39 lbs	3 Shelves (14", 14", 12")	77-U1036	1 hr	Yes
<b>T4-RA60-3</b>	15.75" D x 60" W x 41.5" H	54 lbs	3 Shelves (14", 14", 12")	77-U1060	1 hr	Yes

VAN SHELVING



Ford Transit Connect

Shelving on this page fits inside these vehicles



	Dimensions	Weight	Shelf Opening	Part Number	Lead Time	Certification
<b>T4-RS36-3</b>	15.75" D x 36" W x 41.5" H	47 lbs	3 Shelves (14", 14", 12")	77-U1036	1 hr	Yes
<b>T4-RS60-3</b>	15.75" D x 60" W x 41.5" H	62 lbs	3 Shelves (14", 14", 12")	77-U1060	1 hr	Yes





# SHELVING DOORS

3 different doors are available to fit all our shelving units, according to the width of the shelf.

**It's Simple:**

- › Adjustable height
- › Drill free install
- › Very easy to stock



Aluminum		Use with shelf width			
77-U1036	36" adjustable	36", 72", 84"	7.2 lbs	0.5 hr	Yes
77-U1048	48" adjustable	48", 84", 96"	8.9 lbs	0.5 hr	Yes
77-U1060	60" adjustable	60"	10.6 lbs	0.5 hr	Yes

84" Shelf will accommodate one 77-U1036 and one 77-U1048 only.



VAN SHELVING



# DIVIDERS

## SET OF FIVE

- › Sold in packs of 5 for each depth of shelf tray
- › Infinitely adjustable
- › Metal extrusion for strength, plastic clips to ensure no noise




■ Aluminum	D	Weight	Shelf Opening
62-UDR10	10" D x 1.125" W x 3" H	1.1 lbs	Yes
62-UDR12	12" D x 1.125" W x 3" H	1.3 lbs	Yes
62-UDR14	14" D x 1.125" W x 3" H	1.5 lbs	Yes
62-UDR16	16" D x 1.125" W x 3" H	1.7 lbs	Yes
62-UDR18	18" D x 1.125" W x 3" H	1.9 lbs	Yes



# HIGH DIVIDERS

## SET OF FIVE



■ Aluminum	D	Weight	Shelf Opening
62-UDH10	10" D x 1.125" W x 6" H	2.2 lbs	No
62-UDH12	12" D x 1.125" W x 6" H	2.7 lbs	No
62-UDH14	14" D x 1.125" W x 6" H	3.2 lbs	No
62-UDH16	16" D x 1.125" W x 6" H	3.7 lbs	No
62-UDH18	18" D x 1.125" W x 6" H	4.1 lbs	No

- › Sold in packs of 5 for each depth of shelf tray
- › Infinitely adjustable
- › 6" high to ensure stock stays put

## BINS

- › 3 Sizes: 10", 12", 14" deep
- › All 12" wide
- › Comes with a center divider
- › Packs of two cross dividers available (62-U1212)



### 62-U1110

10" Deep plastic bins

#### Plastic

10.87" D x 11.87" W x 5.25" H

1.5 lbs

—

Yes



### 62-U1112

12" Deep plastic bins

#### Plastic

12.87" D x 11.87" W x 5.25" H

1.7 lbs

—

Yes



### 62-U1114

14" Deep plastic bins

#### Plastic

14.87" D x 11.87" W x 5.25" H

1.9 lbs

—

Yes



### 62-U1212

2 Cross dividers for plastic bins  
Fits all size bins

#### Plastic

11.25" D x 0.875" W x 4.25" H

0.3 lb

—

Yes

## SHELF BLOCK KIT

- › Universal shelf block
- › Compatible with all shelving
- › The height is adjustable from 12-17" in 1" increments



### 70-U7740

Universal shelf block

#### Aluminum

14" D x 1.5" W x 12" H

2.2 lbs

0.5 hr

No



# RANGER DESIGN'S FOLD-AWAY

Ranger Design's Fold-Away shelving is designed to offer delivery companies the most flexible storage space possible. Folding shelves allow the driver to quickly and easily change the configuration depending on the delivery needs.

With a 250 lbs weight capacity, the shelves can be adjusted to carry packages of various sizes, while large skids can be put on the floor eliminating wasted space and increasing efficiency.

The benefits of Fold-Away shelving :

- › Quiet and rattle free
- › Easy installation in all vans
- › Maximization of cargo space
- › Anti-pinch guards to ensure safety

## NOMENCLATURE



### 2 PROFILES

F4	48" H Fold-Away
F5	63" H Fold-Away






# VAN SHELVING – FOLD-AWAY



Material	Icon	Icon	Icon	Icon	Icon	Icon	
Aluminum							
84-U0048	Fold-Away Post with foot	8" D x 9" W x 54.5" H	10.5 lbs	-	-	0.5 hr	Yes
84-U0063	Fold-Away Post with foot	8" D x 9" W x 65" H	11.5 lbs	-	-	0.5 hr	Yes

Dimensions include the brackets. The posts alone are 48" H and 63" H



Material	Icon	Icon	Icon	Icon	Icon	Icon	
Aluminum							
84-U1830	Fold-Away shelf tray	18" D x 30" W	19 lbs	18"	-	0.3 hr	Yes
84-U1836	Fold-Away shelf tray	18" D x 36" W	19 lbs	18"	-	0.3 hr	Yes
84-U1848	Fold-Away shelf tray	18" D x 48" W	23 lbs	18"	-	0.3 hr	Yes
84-U1860	Fold-Away shelf tray	18" D x 60" W	26.5 lbs	18"	-	0.3 hr	Yes
84-U1872	Fold-Away shelf tray	18" D x 72" W	30 lbs	18"	-	0.3 hr	Yes
84-U2036	Fold-Away shelf tray	20" D x 36" W	21.5 lbs	20"	-	0.3 hr	Yes
84-U2048	Fold-Away shelf tray	20" D x 48" W	25 lbs	20"	-	0.3 hr	Yes
84-U2060	Fold-Away shelf tray	20" D x 60" W	28 lbs	20"	-	0.3 hr	Yes
84-U2072	Fold-Away shelf tray	20" D x 72" W	31.5 lbs	20"	-	0.3 hr	Yes

# VAN SHELVING – FOLD-AWAY



■ Aluminum



<b>F4-RA30-2</b>	Fold-Away unit with 2 shelves	22" D x 42" W x 51" H	58.4 lbs	2 shelves (18", 18")	250 lbs	1.6 hrs	Yes
<b>F4-RA36-2</b>	Fold-Away unit with 2 shelves	22" D x 48" W x 51" H	61.4 lbs	2 shelves (18", 18")	250 lbs	1.6 hrs	Yes
<b>F4-RA48-2</b>	Fold-Away unit with 2 shelves	22" D x 60" W x 51" H	67.6 lbs	2 shelves (18", 18")	250 lbs	1.6 hrs	Yes
<b>F4-RA60-2</b>	Fold-Away unit with 2 shelves	22" D x 72" W x 51" H	73 lbs	2 shelves (18", 18")	250 lbs	1.6 hrs	Yes
<b>F4-RA72-2</b>	Fold-Away unit with 2 shelves	22" D x 84" W x 51" H	80 lbs	2 shelves (18", 18")	250 lbs	1.6 hrs	Yes

The dimensions shown are the final installed dimensions with the brackets



Chevrolet Express



Ford Transit Low Roof



Ford Transit Connect



GMC Savana



Mercedes-Benz Metris



Nissan NV Low Roof



Nissan NV200



Ram ProMaster City

Does not fit the F4-RA72-2

Shelving on this page fits inside these vehicles



# VAN SHELVING – FOLD-AWAY



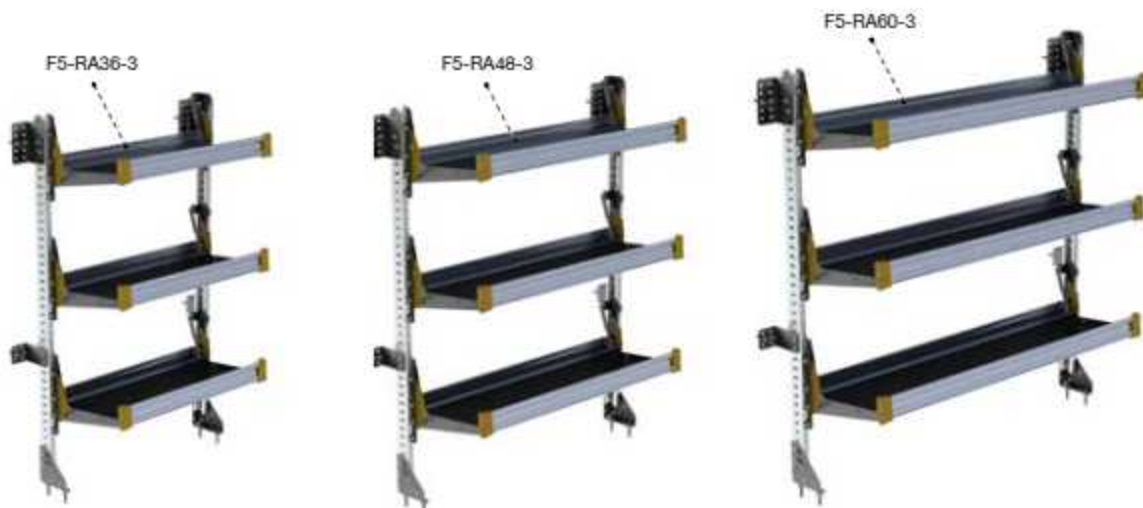
■ Aluminum

<b>F5-RA36-2</b>	Fold-Away unit with 2 shelves	25" D x 48" W x 65" H	66 lbs	2 shelves (20", 20")	250 lbs	1.6 hrs	Yes
<b>F5-RA48-2</b>	Fold-Away unit with 2 shelves	25" D x 60" W x 65" H	72.5 lbs	2 shelves (20", 20")	250 lbs	1.6 hrs	Yes
<b>F5-RA60-2</b>	Fold-Away unit with 2 shelves	25" D x 72" W x 65" H	79 lbs	2 shelves (20", 20")	250 lbs	1.6 hrs	Yes
<b>F5-RA72-2</b>	Fold-Away unit with 2 shelves	25" D x 84" W x 65" H	86 lbs	2 shelves (20", 20")	250 lbs	1.6 hrs	Yes

The dimensions shown are the final installed dimensions with the brackets



Shelving on this page fits inside these vehicles



■ Aluminum

<b>F5-RA36-3</b>	Fold-Away unit, with 3 shelves	22" D x 48" W x 65" H	84 lbs	3 shelves (18", 18", 18")	300 lbs	1.9 hrs	Yes
<b>F5-RA48-3</b>	Fold-Away unit, with 3 shelves	22" D x 60" W x 65" H	93 lbs	3 shelves (18", 18", 18")	300 lbs	1.9 hrs	Yes
<b>F5-RA60-3</b>	Fold-Away unit, with 3 shelves	22" D x 72" W x 65" H	102 lbs	3 shelves (18", 18", 18")	300 lbs	1.9 hrs	Yes
<b>F5-RA72-3</b>	Fold-Away unit, with 3 shelves	22" D x 84" W x 65" H	111.5 lbs	3 shelves (18", 18", 18")	300 lbs	1.9 hrs	Yes

The dimensions shown are the final installed dimensions with the brackets





## **VAN DRAWERS**

Durable storage compartments,  
designed for quick and easy access.



**TOUGH**

Aluminum drawers are backed by a 10 year warranty.



**QUICK**

Easy to use slam latch.



**SECURE**

Keyed lock to guard valuables.

## VAN DRAWERS

AXESS TRAYS .....	P. 150
COMPACT DRAWERS .....	P. 157
DRAWER CABINETS .....	P. 155
TOOL DRAWERS .....	P. 152

Ranger Design manufactures a variety of tough, quiet drawer systems and storage modules.

We use top quality components such as full-extension, high-capacity ball-bearing drawer slides, secure locks, and Ranger Design's unique braided stainless steel cable-pull handles.

These drawers are the organizational quality that you deserve.

If you never again want to experience the frustration of drawers that jam, sag, and don't latch properly, we have the solution.

## AXESS TRAYS



### 5032-0

Axess Tray with 1 shelf / no drawers

#### Aluminum

38" D x 44" W x 30" H

–

52 lbs

0.9 hr

No



### 5032-1

Axess Tray with 1 shelf / 1 drawer

#### Aluminum

38" D x 44" W x 30" H

200 lbs

86 lbs

1 hr

Yes



### 5032-2

Axess Tray with 1 shelf / 2 drawers

#### Aluminum

38" D x 44" W x 30" H

200 lbs

120 lbs

1.1 hrs

No



### 5032-3

Axess Tray with 1 shelf / 3 drawers

#### Aluminum

38" D x 44" W x 30" H

200 lbs

154 lbs

1.2 hrs

No



### 5032-A

Axess Tray drawer only, complete with slides

#### Aluminum

38.75" D x 41.75" W x 4.25" H

–

34 lbs

–

No





## 5032-F

Axess Tray full back panel for 5032 series

### Aluminum

41" W x 27.25" H

—

7 lbs

0.25 hr

No



## 5037-0

Axess Tray with 1 shelf / no drawers

### Aluminum

38" D x 44" W x 42" H

—

60 lbs

1 hr

No



## 5037-1

Axess Tray with 1 shelf / 1 drawer

### Aluminum

38" D x 44" W x 42" H

200 lbs

93 lbs

1.1 hrs

No



## 5037-2

Axess Tray with 1 shelf / 2 drawers

### Aluminum

38" D x 44" W x 42" H

200 lbs

127 lbs

1.2 hrs

No



## 5037-3

Axess Tray with 1 shelf / 3 drawers

### Aluminum

38" D x 44" W x 42" H

200 lbs

161 lbs

1.3 hrs

No



## 5037-A

Axess Tray drawer only, complete with slides

### Aluminum

38" D x 41.75" W x 4.25" H

—

34 lbs

—

No



# VAN DRAWERS – TOOL DRAWERS



## 5037-F

Axess Tray full back panel for 5037 series

### Aluminum

41" W x 39.25" H

—

10 lbs

0.25 hr

No



VAN DRAWERS

## TOOL DRAWERS



## 5010

Partslider drawer

### Aluminum

48" D x 12" W x 6" H

150 lbs

25 lbs

0.5 hr

Yes



## 5011

Partslider drawer

### Aluminum

36" D x 12" W x 6" H

150 lbs

20 lbs

0.5 hr

No



## 5014

Floor mount kit for 5010 / 5011 Partslider drawer

### Aluminum

12" W x 1" H



–



1.5 lbs



–



Yes



## 5020

Tool drawer

### Aluminum

48" D x 14" W x 16" H

320 lbs

70 lbs

1 hr

Yes



## 5021

Tool drawer

### Aluminum

36" D x 14" W x 16" H

320 lbs

61 lbs

1 hr

No



## 5025

Jumbo tool drawer

### Aluminum

48" D x 16" W x 19.5" H

320 lbs

83 lbs

1 hr

Yes



## 5026

Jumbo tool drawer

### Aluminum

36" D x 16" W x 19.5" H

320 lbs

72 lbs

1 hr

No



## 5028

Raised base for the 5020 and 5021 tool drawer

### Aluminum

4" D x 14" W x 6" H

–

5 lbs

0.5 hr

No





# VAN DRAWERS – TOOL DRAWERS



## 5029

Raised kit for the 5025 and 5026 tool drawer

### Aluminum

6" D x 16" W x 6" H

—

8 lbs

0.5 hr

No



## 5048

Top edge, for 5010 Partslider

### Aluminum

48" D x 12" W x 4" H

—

6.2 lbs

0.2 hr

Yes



## 5049

Top edge, for 5020 Tool Drawer

### Aluminum

48" D x 14" W x 4" H

—

6.2 lbs

0.2 hr

No



## 5050

Top edge, for 5025 jumbo Tool Drawer

### Aluminum

48" D x 16" W x 4" H

—

6.5 lbs

0.2 hr

No



## 5051

Top edge, for 5011 Partslider

### Aluminum

36" D x 12" W x 4" H

—

5 lbs

0.2 hr

No



## 5052

Top edge, for 5021 Tool Drawer

### Aluminum

36" D x 14" W x 4" H

—

5 lbs

0.2 hr

No



## 5053

Top edge, for 5026 jumbo Tool Drawer

### Aluminum

36" D x 16" W x 4" H

—

5.5 lbs

0.2 hr

No



## 5057

Top edge, for 5060 Drawer Cabinet

### Aluminum

18" D x 22" W x 4" H

—

4 lbs

0.2 hr

No



5020 Tool drawer mounted with a 5010 partslider drawer and a 5048 top edge

## DRAWER CABINETS



## 5060-5

5 Drawer cabinet with a door

### Aluminum

18" D x 24" W x 36" H

150 lbs/drawer

160 lbs

1 hr

Yes



## 5060-6

6 Drawer cabinet

### Aluminum

18" D x 24" W x 36" H

150 lbs/drawer

183 lbs

1 hr

Yes

# VAN DRAWERS – DRAWER CABINETS



**5060-8**  
8 Drawer cabinet

**Aluminum**

18" D x 24" W x 36" H

150 lbs/drawer

225 lbs

1 hr

No



**5065-8**  
8 Drawer cabinet, square back

**Aluminum**

19" D x 24" W x 56" H

150 lbs/drawer

247 lbs

1 hr

Yes



**5066-8**  
8 Drawer cabinet, contoured

**Aluminum**

20" D x 24" W x 56" H

150 lbs/drawer

250 lbs

1 hr

Yes



**5067-6**  
6 Drawer cabinet

**Aluminum**

18" D x 18" W x 28" H

150 lbs/drawer

156 lbs

0.5 hr

Yes





## COMPACT DRAWERS



**5068-3**

3 Drawer cabinet

### Aluminum

18" D x 15" W x 15" H

150 lbs/drawer

75 lbs

0.5 hr

Yes



**5069-2**

2 Drawer cabinet

### Aluminum

14" D x 24" W x 12" H

150 lbs/drawer

36 lbs

0.5 hr

Yes



**X50-B**

Compact locking 2-Drawer cabinet

### Steel

12.5" D x 18.5" W x 10.5" H

22 lbs/drawer

23 lbs

0.3 hr

Yes



**X50-C**

Compact locking 3-Drawer cabinet

### Steel

12.5" D x 18.5" W x 10.5" H

22 lbs/drawer

24 lbs

0.3 hr

Yes



**X51-F**

Compact 9-Drawer cabinet

### Steel

12" D x 17" W x 12" H

–

24 lbs

0.3 hr

Yes





## **VAN STORAGE UNITS**

Safe and practical to make  
your day-to-day tasks easier.



### VERSATILE

Customizable storage case for carrying tools onto the job.



### TOUGH

A handy workstation for any task.



### SAFE

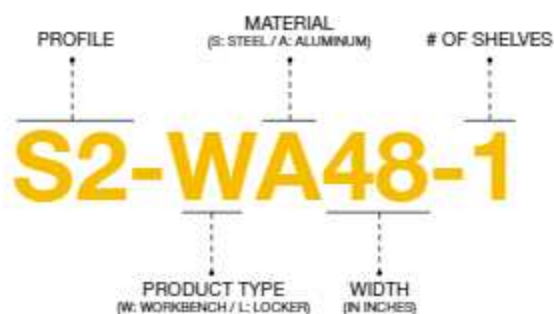
Lockable storage unit with hooks and a shelf inside.

## VAN STORAGE UNITS

BOTTLE HOLDERS .....	P. 161
CAB BOXES .....	P. 160
LOCKERS .....	P. 165
PARTSKEEPER CABINETS .....	P. 164
PARTSKEEPER CASE .....	P. 164
WORKBENCHES .....	P. 166

Ranger Design has simplified the line-up to facilitate ordering and stocking. Lockers, workbenches, partsekeepers and partskeeper cabinets now have a new look to conform with our shelving series.

## NOMENCLATURE



### PROFILES

<b>S2</b>	32" High Workbenches
<b>S3</b>	40" High Workbenches
<b>N4</b>	44" High Lockers and PartsKeepers
<b>N5</b>	62" High Lockers and PartsKeepers





# VAN STORAGE UNITS – CAB BOXES

## CAB BOXES



**5040**  
Cab box with locking lid, Narrow

### Aluminum

	20" D x 6.5" W x 15.75" H
	11.2 lbs
	0.5 hr
	Yes



**5041**  
Raised base for the 5040 cab box, Transit and Metris

### Steel

	18.75" W x 3.63" H
	2.7 lbs
	0.7 hr
	Yes



**5044**  
Raised base for 5045 cab box, Sprinter

### Aluminum

	22.5" D x 11.5" W x 9" H
	4 lbs
	0.2 hr
	Yes



**5045**  
Cab box with locking lid

### Aluminum

	18.75" D x 12.5" W x 15.75" H
	15.8 lbs
	0.4 hr
	Yes



**5047**  
Raised base for ProMaster cab box  
\*Compatible with a 5040 Cab Box for 2021 MY and newer ProMasters

### Aluminum

	21.5" D x 13" W x 5.5" H
	5 lbs
	0.2 hr
	No



## 5058

Raised base for GM Savana/Express Van cab box

### Aluminum

15" D x 9.5" W x 3.5" H

3.5 lbs

0.4 hr

No

# BOTTLE HOLDERS



## C5-BA13-4

4 Tier refrigerant rack for large bottles

### Aluminum

13.63" D x 14.29" W x 62.25" H

34 lbs

0.7 hr

No



## C5-BA11-5

5 Tier refrigerant rack for small bottles

### Aluminum

13.63" D x 11.79" W x 62.25" H

34.1 lbs

0.7 hr

No



## C5-BA13-5

5 Tier refrigerant rack for large bottles for small and large bottles

### Aluminum

13.63" D x 14.29" W x 62.25" H

34 lbs

0.7 hr

Yes



## C4-BA11-3

3 tier refrigerant rack for small bottles

### Aluminum

14" D x 10.5" W x 43" H

29 lbs

0.6 hr

No

# VAN STORAGE UNITS – BOTTLE HOLDERS



## C4-BA11-4

4 tier refrigerant rack for small bottles.

### Aluminum

14" D x 10.5" W x 43" H

26 lbs

0.6 hr

Yes



## C4-BA13-3

3 tier refrigerant rack for large bottles

### Aluminum

14" D x 13" W x 43" H

25 lbs

0.6 hr

Yes



## 6010

Two level adjustable bottle holder

### Aluminum

10.25" D x 9.5" W x 36" H

8 lbs

0.4 hr

Yes



## 6020

Horizontal refrigerant bottle holder

### Aluminum

12.5" D x 48" W x 13" H

17 lbs

0.5 hr

No



## 6030

Bottle rack with straps

### Aluminum

48" W

4 lbs

0.5 hr

No



## 6035

Bottle rack with straps

### Aluminum

60" W

6 lbs

0.5 hr

No



# VAN STORAGE UNITS – BOTTLE HOLDERS



## 6086

Small aluminum bottle holder, with a black nylon strap

### Aluminum

6" W x 12" H

1 lb

0.2 hr

Yes



## 6088

Large aluminum bottle holder, with two black nylon straps

### Aluminum

8" W x 24" H

5 lbs

0.2 hr

Yes



## 6013-3

3 Tier refrigerant rack

### Steel

15.25" D x 13.63" W x 43.25" H

40.9 lbs

0.66 hr

No



## 6040

Locking cabinet

### Aluminum

8.5" D x 12" W x 24" H

16 lbs

0.6 hr

No



## 6041

Locking cabinet

### Aluminum

15" D x 15.5" W x 33" H

31 lbs

0.7 hr

Yes



## 6049

Ventilation kit for cabinet

### Plastic

–

0 lb

–

Yes

## PARTS-KEEPERS



### 62-U5079

Partskeeper carry case  
See P. 185 for partskeeper bins

#### Plastic

▮ 13.5" D x 16.75" W x 4" H

⚖ 4.3 lbs

🕒 –

🔒 Yes



CAN BE INSTALLED EITHER WAY



### 62-U5070

Partskeeper carry case with holder,  
universal

#### Aluminum

▮ 14" D x 17" W x 6" H

⚖ 7.8 lbs

🕒 0.2 hr

🔒 Yes



### 62-U5074

Partskeeper floor mount cabinet  
with 4 carry cases, universal

#### Aluminum

▮ 14" D x 17" W x 24.5" H

⚖ 34.2 lbs

🕒 0.3 hr

🔒 Yes



### C2-PA18-4

Partskeeper cabinet with 4 carry cases

#### Aluminum

▮ 13.63" D x 18.79" W x 25" H

⚖ 31.2 lbs

🕒 0.4 hr

🔒 Yes



### C4-PA18-8

Partskeeper cabinet with 8 carry cases

#### Aluminum

▮ 13.63" D x 18.79" W x 44.5" H

⚖ 59.6 lbs

🕒 0.5 hr

🔒 Yes

# VAN STORAGE UNITS – LOCKERS & BOOKSHELVES



## C5-PA18-8

Partskeeper cabinet with 8 carry cases and 2 shelves

### Aluminum

13.63" D x 18.79" W x 62.5" H

71.6 lbs

0.63 hr

Yes



## N4-PS20-8

Partskeeper cabinet with 8 carry cases

### Steel

16" D x 19.5" W x 44.5" H

85 lbs

0.5 hr

Yes



## N5-PS20-8

Partskeeper cabinet with 8 carry cases & 2 shelves

### Steel

16" D x 19.5" W x 62" H

100 lbs

0.5 hr

Yes

# LOCKERS & BOOK- SHELVES



## N4-LS16-1

Locker with top shelf, universal (Comes with 2 hooks)

### Steel

16.5" D x 16" W x 44.5" H

41 lbs

0.5 hr

Yes



## N5-LS16-1

Locker with top shelf, universal (Comes with 2 hooks)

### Steel

16.5" D x 16" W x 62" H

54 lbs

0.5 hr

Yes



# VAN STORAGE UNITS – WORKBENCHES



## N4-RA12-3

Bookshelf for low roof vehicles

### Aluminum

16" D x 12" W x 44.5" H

26 lbs

1 hr

Yes



## N5-RA12-4

Bookshelf for high roof vehicles

### Aluminum

16" D x 12" W x 62" H

34 lbs

1.5 hrs

Yes



## WORK- BENCHES



## S2-WA48-0

Workbench, with hardwood top, one end panel, Universal (drawer cabinet not included)

### Aluminum

18" D x 48" W x 32" H (to top edge)

48 lbs

0.8 hr

Yes



## S2-WA48-1

Workbench, aluminum with hardwood top, 1 shelf tray, Universal

### Aluminum

18" D x 48" W x 32" H (to top edge)

65.5 lbs

0.8 hr

Yes

# VAN STORAGE UNITS – WORKBENCHES



5067-6 fits the SW-WA48-0  
See page 172 for more info

Workbench with hardwood top, one end panel  
(Drawer cabinet not included)



Cabinets that fit the S3-WA48-0:  
5060-5, 5060-6, 5060-8  
See page 171 for more info

Workbench with hardwood top, one end panel  
(Drawer cabinet not included)



## S3-WA48-0

Workbench, with hardwood top, one end panel, Universal  
(drawer cabinet not included)

### Aluminum

▭ 18" D x 48" W x 40" H (To top edge)

⚖ 49 lbs

🕒 0.8 hr

🚚 Yes



## S3-WA48-1

Workbench, aluminum with hardwood top, 1 shelf tray, Universal

### Aluminum

▭ 18" D x 48" W x 40" H (To top edge)

⚖ 66.3 lbs

🕒 0.8 hr

🚚 Yes



## **VAN ACCESSORIES**

Choose the finishing details to tailor your upfit to your specific needs.





### VERSATILE

Removable storage bins ensure organization on the jobsite or on the go.



### SECURE

Trade specific accessories with a place for all tools and supplies.



### PRODUCTIVE

Stay productive with your most used items well within reach.

## VAN ACCESSORIES

SAFETY & SECURITY .....	P. 170
SEAT COVERS .....	P. 172
REAR STEPS .....	P. 172
STORAGE & ORGANIZATION .....	P. 173
WINDOW GRILLS .....	P. 174

Getting the most from your work van is easy when you choose the right van accessories to help you become **more organized and efficient**.

Good truck and van accessories will always pay for themselves by allowing you to maximize your cargo **space and productivity**.

With so many van accessories to choose from, the best way to find which ones work for you is to take some time to **consider your needs**.

All tradesmen work differently, and **every trade has their own basic tools**.

Make a list of all the equipment that you use daily.

With a list in hand, you'll be able to visualize your needs and determine which of the van accessories will be the **most beneficial**.

## SAFETY & SECURITY



**6050**  
Flettner vent, rotary design  
(4" H above and 1.4" H below)

Plastic	
8.9" D x 5.4" H	
1.5 lbs	
1 hr	
Yes	



**6060-BK**  
Touch-up paint for steel  
shelving – black

Other	
2.5" diameter x 8" H	
.5 lb	
–	
No	



**6082**  
Triangle kit with aluminum  
holder

Other	
–	
14 lbs	
0.2 hr	
Yes	



**6090**  
Back up alarm, die cast housing,  
fully encapsulated circuitry

Other	
–	
1 lb	
1 hr	
No	



**6091**  
Surface mount tie down  
ring, zinc plated

Steel	
4" D	
0.4 lb	
0.2 hr	
No	

## LED LIGHTING

keeps the cargo space bright,  
making it easy to find your  
tools, no matter what time of  
day or night. It also eliminates  
any chance of receiving cuts  
and bruises when searching  
through your tools in the dark.



**6092-42**  
Universal LED light kit for trucks  
and vans (12V DC / 1200 Lm / 10W)

Other	
42" L x 1" H	
0.5 lb	
0.5 hr	
Yes	

## GRAB HANDLES

are designed to provide you  
with easier access into your  
van. Whether installed in a  
high roof or low roof work  
van, it is always useful to  
have something to hold  
onto. It can also be used  
to tie down additional cargo  
for safe transportation.



**6093**  
Grab handle

Plastic	
9.5" H	
0.1 lb	
0.5 hr	
Yes	



**6093-27**  
Large grab handle

Steel	
1.8" W x 30" H x 3.5" D	
2.5 lbs	
0.25 hr	
Yes	





**6095**

Black nylon strap, plastic buckle

**Other**

2" W x 28" H

0.18 lb

0.01 hr

No



**6096**

Black nylon strap, chrome plated buckle

**Other**

1" W x 36" H

0.12 lb

0.01 hr

Yes



**6097**

Black nylon strap, chrome plated buckle

**Other**

1" W x 48" H

0.13 lb

0.01 hr

No



**6098**

Black nylon strap, chrome plated buckle

**Other**

1" W x 72" H

0.16 lb

0.01 hr

No



**62-U6205**

Inner plastic bin for partskeeper case – small

**Plastic**

3.7" H x 4" W x 4" D

0.1 lb

–

No



**62-U6210**

Inner plastic bin for partskeeper case – medium

**Plastic**

3.7" H x 8" W x 4" D

0.2 lb

–

No



See page 180, in Storage Units section.

## STAY SAFE WITH RANGER DESIGN'S COMMERCIAL VEHICLE EQUIPMENT.



# VAN ACCESSORIES – REAR STEPS

## SEAT COVERS

Protect your vehicle seats with a tight custom fit. The water & stain resistant fabric is machine wash and dryer safe. Installing a set of these, takes only a few minutes and will keep your cab looking clean and new. There is also no interference with factory seat functions including heating, cooling or airbag deployment.



### SPECIFICATIONS

for 1 set of bucket seat covers

4 lbs	0.5 hr	Yes
-------	--------	-----

\*We do not offer seat covers for bench seats

	PART #
CHEVROLET CITY EXPRESS	6251
CHEVROLET EXPRESS	6252
FORD TRANSIT	6255
FORD TRANSIT CONNECT	6256
GMC SAVANA	6252
MERCEDES-BENZ METRIS	6258
MERCEDES-BENZ SPRINTER 2019 FITS 2019 MERCEDES SPRINTER EXCLUDING THE 2019 LUXURY SEATS	6257-19
RAM PROMASTER	6254
RAM PROMASTER CITY	6253

## REAR STEPS

Climbing in and out of your van several times a day can put a strain on your legs and back, especially when carrying heavy items at the same time. Rear steps give tradesmen quick and easy access to their cargo space. The steps also provide a rugged grip in the winter, so there is no fear of slipping when getting in or out.



### 6054

Hitch Step, with hitch pin to fit a 2" x 2" hitch

#### Aluminum

6" D x 12" W

4 lbs

-

No

### 6550-DS

Max Step for the Mercedes-Benz Sprinter

#### Steel

21" D x 56.5" W x 12.25" H

36 lbs

0.75 hr

Yes

### 6550-FT

Max Step for the Ford Transit

#### Steel

32" D x 56.5" W x 11.4" H

48 lbs

0.75 hr

Yes

### 6550-RP

Max Step for the Ram ProMaster

#### Steel

14.85" D x 56.5" W x 10.6" H

22 lbs

0.75 hr

Yes

## STORAGE & ORGANIZATION

### PAPER HOLDERS

Keep your paperwork and files all together and in a safe place where they won't get ripped or crumpled.



#### 6061

Paper Holder, extra deep, 2 slots

##### Aluminum

3.75" D x 12.75" W x 12" H

2 lbs

0.2 hr

Yes



#### 6063

Paper Holder, extra deep, 5 slots

##### Aluminum

3.75" D x 12.75" W x 24" H

7 lbs

0.2 hr

Yes



#### 6066

2 Pocket Holder, with 8 plastic bins

##### Aluminum

4.5" D x 20" W x 21.75" H

7.5 lbs

0.2 hr

Yes



#### 6067

Paper Holder, regular depth, 2 slots

##### Aluminum

2.25" D x 12.75" W x 12" H

3 lbs

0.2 hr

No



#### 6069

Paper Holder, regular depth, 5 slots

##### Aluminum

2.25" D x 12.75" W x 24" H

7 lbs

0.2 hr

Yes



#### Y31-A

Paper Holder, extra deep, 3 slots

##### Steel

3.75" D x 12.75" W x 16" H

8.6 lbs

0.2 hr

Yes

### CARGO HOLDERS

Keep frequently used items such as hats, cans and vises within easy reach and safely stowed while on the road.



#### 6052

Vise Holder with an 8"x8" mounting plate

##### Steel

-

37 lbs

0.5 hr

No



#### 6056

3 in 1 Personal Protective Equipment Storage System

##### Aluminum

4.25" D x 115.25" W x 10" H

2.7 lbs

0.20 hr

No



#### 6057

Can Holder

##### Aluminum

3" D x 8.5" W x 3" H

1 lb

0.2 hr

Yes

# VAN ACCESSORIES – STORAGE & ORGANIZATION



**6068**  
Hard Hat Holder, painted wire

Steel	
D	–
Weight	0.5 lb
Time	0.2 hr
Lock	No



**6081-22**  
Traffic cone holder for cargo vehicles

Steel	
D	8" D x 7" W x 22" H
Weight	3 lbs
Time	0.20 hr
Lock	No



**7124**  
Reel Holder with two 5/8" diameter rods

Aluminum	
D	7.25" D x 15" W x 24" H
Weight	11 lbs
Time	0.5 hr
Lock	Yes



**6070**  
6" Hook, 3" opening, painted

Steel	
D	3" D
Weight	2 lbs
Time	0.2 hr
Lock	Yes



**6071**  
Triple 6" Hook, 3" opening, painted

Steel	
D	3.45" D
Weight	1.2 lbs
Time	0.2 hr
Lock	Yes



**6072**  
8" Swivel Hook, 4" opening, painted

Steel	
D	4" D
Weight	3 lbs
Time	0.2 hr
Lock	Yes



**6073**  
Large aluminum movable Hook, 6.5" opening

Aluminum	
D	6.5" D x 2.75" W x 4" H
Weight	1 lb
Time	0.01 hr
Lock	Yes



**Y30-C**  
Coat Hook, 1" opening, chrome plated

Steel	
D	1" D
Weight	0.5 lb
Time	0.2 hr
Lock	Yes

## WINDOW GRILLS

## WIRE GRILLS

Protect your van against theft and prevent damage to the van during loading or unloading, with Ranger Design's window grills.



**6106**  
Chevrolet Express & GMC Savana  
Set of 2 rear window grills

Steel	
Standard Roof	
Weight	7.1 lbs
Time	0.2 hr
Lock	Yes



**6107-19**  
Mercedes-Benz Sprinter  
Set of 2 rear window grills designed for the MY 2019 and newer

Steel	
Standard / High Roof	
Weight	8 lbs
Time	0.2 hr
Lock	Yes



# VAN ACCESSORIES – WINDOW GRILLS



## 6111

Chevrolet Express & GMC Savana  
Set of 2 side window grills


### Steel

Standard Roof

8 lbs

0.2 hr

Yes



Not designed  
for Ejection  
Mitigation

## 6117

Mercedes-Benz Sprinter  
Window grill, passenger  
side sliding door

### Steel

Standard / High Roof

8 lbs

0.2 hr

Yes



Not designed  
for Ejection  
Mitigation

## 6118

Ram ProMaster  
Window grill, passenger side sliding  
door (does not fit the 118" wheelbase)

### Steel

High Roof

8 lbs

0.2 hr

Yes



## 6119

Ram ProMaster  
Set of 2 rear window grills


### Steel

High Roof

11 lbs

0.2 hr

Yes



## 6120

Ford Transit  
Set of 2 rear window grills

### Steel

Low Roof

8 lbs

0.2 hr

Yes



## 6121

Ford Transit  
Set of 2 rear window grills

### Steel

Medium / High Roof

8 lbs

0.2 hr

Yes



Not designed  
for Ejection  
Mitigation

## 6122

Ford Transit  
Window grill, passenger  
side sliding door

### Steel

Low Roof

8 lbs

0.2 hr

Yes



Not designed  
for Ejection  
Mitigation

## 6123

Ford Transit  
Window grill, passenger  
side sliding door

### Steel

Medium / High Roof

8 lbs

0.2 hr

Yes



## 6124

Ford Transit Connect  
Set of 2 rear window grills


### Steel

Standard Roof

8 lbs

0.2 hr

Yes



## 6126

Mercedes-Benz Metris  
Set of 2 rear window grills

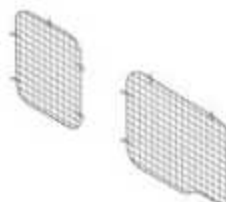
### Steel

Standard Roof

5 lbs

0.2 hr

Yes



## 6134

Ram ProMaster City  
Set of 2 rear window grills

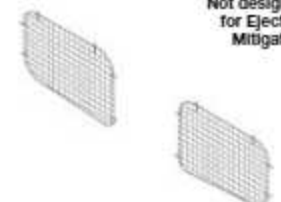
### Steel

Standard Roof

8 lbs

0.2 hr

Yes



Not designed  
for Ejection  
Mitigation

## 6135

Ram ProMaster City  
Set of 2 sliding door  
window grills

### Steel

Standard Roof

8 lbs

0.2 hr

Yes



## **VAN ROOF RACKS**

Ergonomic Ladder Racks make loading and unloading easier.



### TOUGH

Military grade components ensure no corrosion over the lifetime of the rack.



### QUIET

Aerodynamic design with minimal wind noise.



### SAFE

No metal contact to ladder, leading to longer life of ladders with less chance of fiberglass splinters.

## VAN ROOF RACKS

### CARGO RACK

CARGO .....	P. 182
CARGO+ .....	P. 180

### CLAMP RACK

COMBINATION RACK .....	P. 184
DOUBLE CLAMP RACK .....	P. 186

INTERIOR RACK .....	P. 179
---------------------	--------

LADDER RACK ACCESSORIES .....	P. 185
-------------------------------	--------

### MAX RACK

MAX RACK LOW ROOF .....	P. 188
MAX RACK HIGH ROOF .....	P. 190

ACCESS STOW .....	P. 194
-------------------	--------

NOMENCLATURE .....	P. 178
--------------------	--------

SUB-UNIT GUIDE .....	P. 196
----------------------	--------

Ranger Design ladder racks make loading and unloading ladders an easy operation. Ranger Design offers drop-down ladder racks, extra tough racks capable of carrying 32' ladders on compact vans, interior ladder carriers and many other options for different applications.

**Please take note that all our ladder racks are powder-coated white except for the Cargo+.**

N.B. Models may vary to those shown. Please visit our website for all images.

### BEFORE YOU START, ASK YOURSELF

- › What ladders will I be carrying?
- › How often will I be accessing the ladder?





# NOMENCLATURE



## STYLES

1050	Interior Rack
1506	Cargo+ Rack
1605	Cargo Rack
1625	Combination Clamp Rack
1630	Double Clamp Rack
1840	Single Max Rack Low Roof
1850	Double Max Rack Low Roof
1870	Single Max Rack High Roof
1880	Double Max Rack High Roof
1920	Single Access Stow
1930	Double Access Stow

The weight capacity varies according to each vehicle's capabilities. Please consult your vehicle's manual for weight capacity.

**1050 SERIES****INTERIOR RACK****DESIGNED FOR FULL SIZE VANS****SAFE**

- › Convenient and secure storage for your smaller ladders

**TOUGH**

- › Military grade aluminum and stainless steel components

**SIMPLE**

- › Fits all vans



Access Pro, Inside Ladder Carrier

**Aluminum**

PART					
1050-FS	All	All	10" W x 96" L x 7.5" H	9 lbs	1 hr

## 1506 SERIES

# CARGO +

## DESIGNED FOR ALL SIZE VANS



## CARGO + FEATURES AND BENEFITS

The Rear Roller is constructed from tough and hard wearing stainless steel and attaches easily to the roof rack using our "Anti-Rattle" composite connectors.

The **Cargo +** features T-Track technology which enables quick and easy drill free installs.












The **Cargo +** is the perfect tool for transporting ladders, building materials, pipes and scaffolding.

The **Cargo +** cross bars have been specifically designed to reduce wind noise and drag. The Rear Roller as part of the package of the **Cargo +** is not just a great looking addition to your vehicle, it is also an extra helping hand at the end of a busy day.

## MAKE THE BEST USE OF ALL THE SPACE YOU HAVE AVAILABLE ON YOUR VEHICLES!

Aluminum								
PART	VEHICLE							
1506-FTL	FORD TRANSIT	148"	L / M	68" W x 150" L x 10" H	220 lbs	65"	109 lbs	2 hrs
1506-FTR	FORD TRANSIT	130"	L / M	68" W x 134" L x 10" H	220 lbs	65"	93 lbs	2 hrs
1506-FTX	FORD TRANSIT	148" Ext	High	65" W x 157" L x 7" H	220 lbs	65"	111 lbs	2 hrs
1506-TC	FORD TRANSIT CONNECT	120"	Standard	54" W x 103" L x 10" H	100 lbs	51"	65 lbs	2 hrs
1506-GS	GM SAVANA / EXPRESS	Reg	Standard	68" W x 149" L x 7" H	220 lbs	65"	105 lbs	2 hrs
1506-MM	MERCEDES-BENZ METRIS	126"	Standard	60" W x 126" L x 10" H	220 lbs	57"	89 lbs	2 hrs
1506-M	MERCEDES-BENZ METRIS	135"	Standard	60" W x 133" L x 7" H	220 lbs	57"	92 lbs	2 hrs
1506-DS	MERCEDES-BENZ SPRINTER	144"	Standard	68" W x 134" L x 9" H	220 lbs	65"	100 lbs	2 hrs
1506-DH	MERCEDES-BENZ SPRINTER	170", 170" Ext	High	68" W x 157" L x 7" H	220 lbs	65"	113 lbs	2 hrs
1506-PHS	RAM PROMASTER	118"	Standard	68" W x 126" L x 10" H	220 lbs	65"	94 lbs	2 hrs
1506-PHM	RAM PROMASTER	136"	L / H	68" W x 133" L x 10" H	220 lbs	65"	97 lbs	2 hrs
1506-PHL	RAM PROMASTER	159"	M / H	68" W x 149" L x 7" H	220 lbs	65"	104 lbs	2 hrs
1506-PHX	RAM PROMASTER	159" Ext	High	68" W x 157" L x 7" H	220 lbs	65"	107 lbs	2 hrs
1506-PC	RAM PROMASTER CITY	122"	Standard	54" W x 103" L x 6" H	100 lbs	51"	68 lbs	2 hrs



**SEE PAGE 212 FOR SUB-UNIT**

# VAN ROOF RACKS – CARGO RACK

## 1605 SERIES

# CARGO RACK

## DESIGNED FOR ALL SIZE VANS




1605-FTL SHOWN HERE.

Individual models may vary to accommodate each vehicle and may be different.

Cargo rack – 2 bar

### Aluminum

PART	VEHICLE						
1605-GS	CHEVROLET EXPRESS	135", 155"	Standard	73.5" W x 65" L x 13" H	480 lbs	27 lbs	0.8 hrs
1605-FTL	FORD TRANSIT	148", 148" Ext	L / M / H	73.5" W x 97" L x 12" H	480 lbs	34 lbs	1.1 hrs
1605-FTR	FORD TRANSIT	130"	L / M	73.5" W x 84" L x 12" H	480 lbs	32 lbs	1.1 hrs
1605-TC	FORD TRANSIT CONNECT	105", 120"	Standard	61.5" W x 70.5" L x 12.5" H	480 lbs	28 lbs	1.1 hrs
1605-GS	GMC SAVANA	135", 155"	Standard	73.5" W x 65" L x 13" H	480 lbs	27 lbs	0.8 hrs
1605-MM	MERCEDES-BENZ METRIS	126", 135"	Standard	67.5" W x 86.5" L x 12.5" H	480 lbs	31 lbs	1.1 hrs
1605-DH	MERCEDES-BENZ SPRINTER	144", 170", 170" Ext	Standard, High	73.5" W x 110" L x 12" H	480 lbs	36 lbs	1.1 hrs
1605-PHS	RAM PROMASTER	118"	Standard	73.5" W x 88.5" L x 12" H	480 lbs	33 lbs	1.1 hrs
1605-PHM	RAM PROMASTER	136"	Standard, High	73.5" W x 106" L x 12" H	480 lbs	35 lbs	1.1 hrs
1605-PHL	RAM PROMASTER	159"	High	73.5" W x 133.5" L x 12" H	480 lbs	38 lbs	1.1 hrs
1605-PHX	RAM PROMASTER	159" Ext	High	73.5" W x 147.5" L x 12" H	480 lbs	39 lbs	1.1 hrs
1605-PC	RAM PROMASTER CITY	122"	Standard	67.5" W x 79" L x 12.5" H	480 lbs	30 lbs	1.1 hrs

# VAN ROOF RACKS – CARGO RACK

## TOUGH

- › Military grade aluminum and stainless steel components.
- › No corrosion over the lifetime of the rack.

## QUIET

- › Aerodynamic crossbars reduce wind noise and drag.

## SIMPLE

- › Economical solution for additional cargo and ladder transportation









1605-MM3 SHOWN HERE

Individual models may vary to accommodate each vehicle and may be different.

Cargo rack – 3 bar

### Aluminum

PART	VEHICLE						
1605-GS3	CHEVROLET EXPRESS	135", 155"	Standard	73.5" W x 65" L x 13" H	720 lbs	40 lbs	1.1 hrs
1605-FTL3	FORD TRANSIT	148", 148" Ext	L / M / H	73.5" W x 97" L x 12" H	720 lbs	45 lbs	1.4 hrs
1605-FTR3	FORD TRANSIT	130"	L / M	73.5" W x 84" L x 12" H	720 lbs	43 lbs	1.4 hrs
1605-TC3	FORD TRANSIT CONNECT	105", 120"	Standard	61.5" W x 70.5" L x 12.5" H	720 lbs	38 lbs	1.4 hrs
1605-GS3	GMC SAVANA	135", 155"	Standard	73.5" W x 65" L x 13" H	720 lbs	40 lbs	1.1 hrs
1605-MM3	MERCEDES-BENZ METRIS	126", 135"	Standard	67.5" W x 86.5" L x 12.5" H	720 lbs	41 lbs	1.4 hrs
1605-DH3	MERCEDES-BENZ SPRINTER	144", 170", 170" Ext	Standard, High	73.5" W x 110" L x 12" H	720 lbs	47 lbs	1.4 hrs
1605-PHS3	RAM PROMASTER	118"	Standard	73.5" W x 88.5" L x 12" H	720 lbs	44 lbs	1.4 hrs
1605-PHM3	RAM PROMASTER	136"	Standard, High	73.5" W x 106" L x 12" H	720 lbs	46 lbs	1.4 hrs
1605-PHL3	RAM PROMASTER	159"	High	73.5" W x 133.5" L x 12" H	720 lbs	49 lbs	1.4 hrs
1605-PHX3	RAM PROMASTER	159" Ext	High	73.5" W x 147.5" L x 12" H	720 lbs	50 lbs	1.4 hrs
1605-PC3	RAM PROMASTER CITY	122"	Standard	67.5" W x 79" L x 12.5" H	720 lbs	40 lbs	1.4 hrs

The number 3 refers to the number of bars.

**SEE PAGE 212 FOR SUB-UNIT**



# VAN ROOF RACKS – COMBINATION RACK

## 1625 SERIES

# COMBINATION RACK

## DESIGNED FOR ALL SIZE VANS










1625-FTR SHOWN HERE

Individual models may vary to accommodate each vehicle and may be different.

### Combination Rack – 2 bar

#### Aluminum

PART	VEHICLE							
1625-GS	CHEVROLET EXPRESS	135", 155"	Standard	78.5" W x 101" L x 17" H	480 lbs	56 lbs	32 ft	1.2 hrs
1625-FTL	FORD TRANSIT	148", 148" Ext	L / M / H	78.5" W x 102" L x 15.5" H	480 lbs	63 lbs	32 ft	1.5 hrs
1625-FTR	FORD TRANSIT	130"	L / M	78.5" W x 101" L x 15.5" H	480 lbs	61 lbs	32 ft	1.5 hrs
1625-TC	FORD TRANSIT CONNECT	105", 120"	Standard	66.5" W x 82.5" L x 16.5" H	480 lbs	57 lbs	24 ft	1.5 hrs
1625-GS	GMC SAVANA	135", 155"	Standard	78.5" W x 101" L x 17" H	480 lbs	56 lbs	32 ft	1.2 hrs
1625-MM	MERCEDES-BENZ METRIS	126", 135"	Standard	72.5" W x 100.5" L x 16.5" H	480 lbs	60 lbs	28 ft	1.5 hrs
1625-DH	MERCEDES-BENZ SPRINTER	144", 170", 170" Ext	Standard, High	78.5" W x 100" L x 16" H	480 lbs	65 lbs	32 ft	1.5 hrs
1625-PHS	RAM PROMASTER	118"	Standard	78.5" W x 100.5" L x 16" H	480 lbs	62 lbs	28 ft	1.5 hrs
1625-PHM	RAM PROMASTER	136"	Standard, High	78.5" W x 106" L x 16" H	480 lbs	64 lbs	32 ft	1.5 hrs
1625-PHL	RAM PROMASTER	159"	High	78.5" W x 133.5" L x 16" H	480 lbs	67 lbs	32 ft	1.5 hrs
1625-PHX	RAM PROMASTER	159" Ext	High	78.5" W x 147.5" L x 16" H	480 lbs	69 lbs	32 ft	1.5 hrs
1625-PC	RAM PROMASTER CITY	122"	Standard	72.5" W x 85" L x 16.5" H	480 lbs	59 lbs	24 ft	1.5 hrs

# LADDER RACK ACCESSORIES

## DESIGNED FOR ALL SIZE VANS

### STEP LADDER KIT

Comes with nylon strap and a step lock

- ▶ This accessory will fit on any single side ladder rack, except the Cargo +
- ▶ You can install one step ladder from 3' to 8'.



### 16-U0015

Pair of 2-part brackets to connect the 16-U0010 Ratchet Tie Down Strap to the Cargo+ Rack.

#### Aluminum

All
All
3.85" D x 2.5" W x 3.85" H
1 lb
0.1 hr
Yes



### 16-U0010

Set of 2 Ratchet Straps, designed for our Cargo Rack

#### Steel

All
All
2.57" D x 2.79" W x 6.2" H
3 lbs
0.1 hr
Yes



### 16-U0500

Roof Rack Rear Roller Bar, designed for Cargo Racks, single-side Max Rack LR / Max Rack and Clamp Racks only

#### Aluminum

All
All
28" D x 65" W x 6.2" H
10 lbs
0.5 hr
Yes

### 16-U1127

Step Ladder Kit

#### Aluminum

All
All
24" W x 96" L x 11" H
18 lbs
0.5 hr



### 16-U1130

Elevated strobe mount

#### Aluminum

8" W
1 lb
0.1 hr
No



### 16-U1135

Safe Clamp Ladder Clamping System (Set of 2)

#### Plastic

4.67" D x 17.92" W x 16.83" H
5.1 lbs
0.1 hr
No



### 16-U6078

Cradle & strap kit for 6" dia. transport tube (one cradle and one strap)

#### Aluminum

6" D
1 lb
0.1 hr
Yes



### 16-U6079

Transport tube door kit complete (6" dia./schedule 40 PVC tube not incl.)

#### Aluminum

6" D
8 lbs
0.8 hr
Yes

# VAN ROOF RACKS – CLAMP RACK

## 1630 SERIES

# DOUBLE CLAMP RACK

## DESIGNED FOR ALL SIZE VANS









1630-FTR SHOWN HERE

Individual models may vary to accommodate each vehicle and may be different.

### Double Clamp Rack

#### Aluminum

PART	VEHICLE							
1630-GS	CHEVROLET EXPRESS	135", 155"	Standard	84.5" W x 94.5" L x 17" H	480 lbs	51 lbs	32 ft	1.2 hrs
1630-FTL	FORD TRANSIT	148", 148" Ext	L / M / H	84.5" W x 97" L x 15.5" H	480 lbs	58 lbs	32 ft	1.5 hrs
1630-FTR	FORD TRANSIT	130"	L / M	84.5" W x 96" L x 15.5" H	480 lbs	56 lbs	32 ft	1.5 hrs
1630-TC	FORD TRANSIT CONNECT	105", 120"	Standard	73" W x 82.5" L x 16.5" H	480 lbs	52 lbs	24 ft	1.5 hrs
1630-GS	GMC SAVANA	135", 155"	Standard	84.5" W x 94.5" L x 17" H	480 lbs	51 lbs	32 ft	1.2 hrs
1630-MM	MERCEDES-BENZ METRIS	126", 135"	Standard	79" W x 96" L x 16.5" H	480 lbs	55 lbs	28 ft	1.5 hrs
1630-DH	MERCEDES-BENZ SPRINTER	144", 170", 170" Ext	Standard, High	84.5" W x 100" L x 16" H	480 lbs	60 lbs	32 ft	1.5 hrs
1630-PHS	RAM PROMASTER	118"	Standard	84.5" W x 97" L x 16" H	480 lbs	57 lbs	28 ft	1.5 hrs
1630-PHM	RAM PROMASTER	136"	Standard, High	84.5" W x 106" L x 16" H	480 lbs	59 lbs	32 ft	1.5 hrs
1630-PHL	RAM PROMASTER	150"	High	84.5" W x 133.5" L x 16" H	480 lbs	63 lbs	32 ft	1.5 hrs
1630-PHX	RAM PROMASTER	159" Ext	High	84.5" W x 147.5" L x 16" H	480 lbs	64 lbs	32 ft	1.5 hrs
1630-PC	RAM PROMASTER CITY	122"	Standard	79" W x 85" L x 16.5" H	480 lbs	55 lbs	24 ft	1.5 hrs



# VAN ROOF RACKS – CLAMP RACK

## TOUGH

- ▶ Military grade aluminum and stainless steel components.
- ▶ No corrosion over the lifetime of the rack.

## SAFE

- ▶ No metal contact to ladder, leading to longer life of ladders with less chance of fiberglass splinters.

## SIMPLE

- ▶ Clamping mechanism makes securing ladders a simple and easy task.



1630-FTR3 SHOWN HERE

Individual models may vary to accommodate each vehicle and may be different.

### Double Clamp Rack – 3 bar

Aluminum								
PART	VEHICLE							
1630-GS3	CHEVROLET EXPRESS	135", 155"	Standard	84.5" W x 94.5" L x 17" H	720 lbs	63 lbs	32 ft	1.4 hrs
1630-FTL3	FORD TRANSIT	148", 148" Ext	L / M / H	84.5" W x 97" L x 15.5" H	720 lbs	68 lbs	32 ft	1.7 hrs
1630-FTR3	FORD TRANSIT	130"	L / M	84.5" W x 96" L x 15.5" H	720 lbs	66 lbs	32 ft	1.7 hrs
1630-GS3	GMC SAVANA	135", 155"	Standard	84.5" W x 94.5" L x 17" H	720 lbs	63 lbs	32 ft	1.4 hrs
1630-MM3	MERCEDES-BENZ METRIS	126", 135"	Standard	79" W x 96" L x 16.5" H	720 lbs	64 lbs	28 ft	1.7 hrs
1630-DH3	MERCEDES-BENZ SPRINTER	144", 170", 170" Ext	Standard, High	84.5" W x 100" L x 16" H	720 lbs	70 lbs	32 ft	1.7 hrs
1630-PHS3	RAM PROMASTER	118"	Standard	84.5" W x 97" L x 16" H	720 lbs	67 lbs	28 ft	1.7 hrs
1630-PHM3	RAM PROMASTER	136"	Standard, High	84.5" W x 106" L x 16" H	720 lbs	69 lbs	32 ft	1.7 hrs
1630-PHL3	RAM PROMASTER	150"	High	84.5" W x 133.5" L x 16" H	720 lbs	72 lbs	32 ft	1.7 hrs
1630-PHX3	RAM PROMASTER	150" Ext	High	84.5" W x 147.5" L x 16" H	720 lbs	73 lbs	32 ft	1.7 hrs

The number 3 refers to the number of bars.

### Extended Clamp Rack – 3 bar

Aluminum								
PART	VEHICLE							
1630-TCX	FORD TRANSIT CONNECT	105", 120"	Standard	73" W x 94.5" L x 16.5" H	480 lbs	59 lbs	28 ft	1.6 hrs
1630-PCX	RAM PROMASTER CITY	122"	Standard	79" W x 97" L x 16.5" H	480 lbs	64 lbs	28 ft	1.6 hrs

**SEE PAGE 212 FOR SUB-UNIT**

# VAN ROOF RACKS – MAX RACK

## 1840 SERIES

# MAX RACK LOW ROOF - SINGLE DESIGNED FOR LOW ROOF VANS






1840-FTL SHOWN HERE

Individual models may vary to accommodate each vehicle and may be different.

### Max Rack Low Roof Single Side

#### Aluminum

PART	VEHICLE							
1840-GS	CHEVROLET EXPRESS	135", 155"	Standard	76.5" W x 113.5" L x 16.5" H	480 lbs	78 lbs	32 ft	1.4 hrs
1840-FTL	FORD TRANSIT	148", 148" Ext	Low	76.5" W x 120.5" L x 15" H	480 lbs	85 lbs	32 ft	1.7 hrs
1840-FTR	FORD TRANSIT	130"	Low	76.5" W x 113.5" L x 15" H	480 lbs	84 lbs	32 ft	1.7 hrs
1840-GS	GMC SAVANA	135", 155"	Standard	76.5" W x 113.5" L x 16.5" H	480 lbs	78 lbs	32 ft	1.4 hrs
1840-MM	MERCEDES-BENZ METRIS	126", 135"	Standard	70.5" W x 101.5" L x 15.5" H	480 lbs	82 lbs	28 ft	1.7 hrs









**1850 SERIES****MAX RACK  
LOW ROOF - DOUBLE  
DESIGNED FOR LOW ROOF VANS****1850-FTR SHOWN HERE**

Individual models may vary to accommodate each vehicle and may be different.

## Max Rack Low Roof Double Side – 2 Bar

**Aluminum**

PART	VEHICLE							
1850-GS	CHEVROLET EXPRESS	135", 155"	Standard	80.5" W x 113.5" L x 16.5" H	480 lbs	136 lbs	32 ft	2.2 hrs
1850-FTL	FORD TRANSIT	148", 148" Ext	Low	80.5" W x 120.5" L x 15" H	480 lbs	143 lbs	32 ft	2.5 hrs
1850-FTR	FORD TRANSIT	130"	Low	80.5" W x 113.5" L x 15" H	480 lbs	141 lbs	32 ft	2.5 hrs
1850-GS	GMC SAVANA	135", 155"	Standard	80.5" W x 113.5" L x 16.5" H	480 lbs	136 lbs	32 ft	2.2 hrs
1850-MM	MERCEDES-BENZ METRIS	126", 135"	Standard	75" W x 101.5" L x 15.5" H	480 lbs	140 lbs	28 ft	2.5 hrs

## Max Rack Low Roof Double Side – 3 Bar

**Aluminum**

PART	VEHICLE							
1850-GS3	CHEVROLET EXPRESS	135", 155"	Standard	80.5" W x 113.5" L x 16.5" H	720 lbs	146 lbs	32 ft	2.4 hrs
1850-FTL3	FORD TRANSIT	148", 148" Ext	Low	80.5" W x 120.5" L x 15" H	720 lbs	151 lbs	32 ft	2.7 hrs
1850-FTR3	FORD TRANSIT	130"	Low	80.5" W x 113.5" L x 15" H	720 lbs	149 lbs	32 ft	2.7 hrs
1850-GS3	GMC SAVANA	135", 155"	Standard	80.5" W x 113.5" L x 16.5" H	720 lbs	146 lbs	32 ft	2.4 hrs
1850-MM3	MERCEDES-BENZ METRIS	126", 135"	Standard	75" W x 101.5" L x 15.5" H	720 lbs	147 lbs	28 ft	2.7 hrs

The number 3 refers to the number of bars.

**SEE PAGE 212 FOR SUB-UNIT**



## 1870 – 1880 SERIES

# MAX RACK

## DESIGNED FOR HIGH ROOF VANS

Makes loading and unloading ladders an easy operation.



# THE EVOLUTION OF OUR DROP DOWN LADDER RACK

### TOUGH

- › Military grade aluminum and stainless steel components.
- › No corrosion over the lifetime of the rack.

Only ladder rack with a 3 year warranty

### SAFE

- › Easy access from ground.
- › Lower profile on roof.
- › Each mechanism has a weight capacity of 100 lbs (both single and double).

### SIMPLE

- › Single stage operation for fast loading and unloading of ladders on high roof vans.

# MAX RACK IS FAST AND EASY TO OPERATE

## LOWER LADDER



1

### STEP ONE

Release the lock before operating the rack.



2

### STEP TWO

With both hands, insert the handle into the Max Rack and turn to secure.



3

### STEP THREE

Pull the handle down towards you.



4

### STEP FOUR

Turn around. Push the handle forward.



5

### STEP FIVE

Continue to push the handle until the Max Rack has finished its descent. Do not let go of handle until ladder has fully descended.

## RAISE LADDER

1

### STEP ONE

Push the handle, don't pull it.



# VAN ROOF RACKS – MAX RACK

## 1870 SINGLE MAX RACK



fast and easy access to an extension or step ladder with extra room for additional cargo.



1870-FTR SHOWN HERE.  
Individual models may vary to accommodate  
each vehicle and may be different.

### Single Side Max Rack – 2 bar

#### Aluminum

PART	VEHICLE							
1870-DH	MERCEDES-BENZ SPRINTER	144", 170", 170" Ext	Standard, High	76.5" W x 137.5" L x 17.5" H	480 lbs	102 lbs	32 ft	2 hrs
1870-FTL	FORD TRANSIT	148", 148" Ext	Medium, High	76.5" W x 125.5" L x 17" H	480 lbs	100 lbs	32 ft	2 hrs
1870-FTR	FORD TRANSIT	130"	Medium	76.5" W x 113.5" L x 17" H	480 lbs	98 lbs	28 ft	2 hrs
1870-PHL	RAM PROMASTER	159"	High	76.5" W x 151.5" L x 17" H	480 lbs	104 lbs	32 ft	2 hrs
1870-PHM	RAM PROMASTER	136"	Standard, High	76.5" W x 130" L x 17" H	480 lbs	101 lbs	32 ft	2 hrs
1870-PHS	RAM PROMASTER	118"	Standard	76.5" W x 113.5" L x 17" H	480 lbs	99 lbs	28 ft	2 hrs
1870-PHX	RAM PROMASTER	159" Ext.	High	76.5" W x 162.5" L x 17" H	480 lbs	105 lbs	32 ft	2 hrs



## 1880 DOUBLE MAX RACK








an ergonomic choice to store two extension or step ladders on a high roof vehicle.



1880-FTR SHOWN HERE.  
Individual models may vary to accommodate each vehicle and may be different.








Double Side Max Rack – 2 bar

### Aluminum

PART	VEHICLE							
1880-DH	MERCEDES-BENZ SPINTER	144", 170", 170" Ext	Standard, High	81" W x 137.5" L x 17.5" H	480 lbs	174 lbs	32 ft	3 hrs
1880-FTL	FORD TRANSIT	148", 148" Ext	Medium, High	81" W x 125.5" L x 17" H	480 lbs	172 lbs	32 ft	3 hrs
1880-FTR	FORD TRANSIT	130"	Medium	81" W x 113.5" L x 17" H	480 lbs	170 lbs	32 ft	3 hrs
1880-PHL	RAM PROMASTER	159"	High	81" W x 151.5" L x 17" H	480 lbs	176 lbs	32 ft	3 hrs
1880-PHM	RAM PROMASTER	136"	Standard, High	81" W x 130" L x 17" H	480 lbs	173 lbs	32 ft	3 hrs
1880-PHS	RAM PROMASTER	118"	Standard	81" W x 113.5" L x 17" H	480 lbs	171 lbs	28 ft	3 hrs
1880-PHX	RAM PROMASTER	159" Ext.	High	81" W x 162.5" L x 17" H	480 lbs	177 lbs	32 ft	3 hrs

Double Side Max Rack – 3 bar

### Aluminum

PART	VEHICLE							
1880-DH3	MERCEDES-BENZ SPINTER	144", 170", 170" Ext	Standard, High	81" W x 137.5" L x 17.5" H	720 lbs	182 lbs	32 ft	3.2 hrs
1880-FTL3	FORD TRANSIT	148", 148" Ext	Medium, High	81" W x 125.5" L x 17" H	720 lbs	180 lbs	32 ft	3.2 hrs
1880-FTR3	FORD TRANSIT	130"	Medium	81" W x 113.5" L x 17" H	720 lbs	178 lbs	32 ft	3.2 hrs
1880-PHL3	RAM PROMASTER	159"	High	81" W x 151.5" L x 17" H	720 lbs	184 lbs	32 ft	3.2 hrs
1880-PHM3	RAM PROMASTER	136"	Standard, High	81" W x 130" L x 17" H	720 lbs	181 lbs	32 ft	3.2 hrs
1880-PHS3	RAM PROMASTER	118"	Standard	81" W x 113.5" L x 17" H	720 lbs	179 lbs	28 ft	3.2 hrs
1880-PHX3	RAM PROMASTER	159" Ext.	High	81" W x 162.5" L x 17" H	720 lbs	186 lbs	32 ft	3.2 hrs

The number 3 refers to the number of bars.

# VAN ROOF RACKS – DOUBLE CLAMP RACK

## 1920 SERIES

# ACCESS STOW

## DESIGNED FOR HIGH ROOF VANS










1920-FTR SHOWN HERE

Individual models may vary to accommodate each vehicle and may be different.

### Access Stow Single

#### Aluminum

PART	VEHICLE							
1920-FTL	FORD TRANSIT	148", 148" Ext	Medium, High	74" W x 127" L x 19.5" H	720 lbs	163 lbs	32 ft	2.2 hrs
1920-FTR	FORD TRANSIT	130"	Medium, High	74" W x 127" L x 19.5" H	720 lbs	161 lbs	32 ft	2.2 hrs
1920-DH	MERCEDES-BENZ SPRINTER	144", 170", 170" Ext	Standard, High	74" W x 128.5" L x 20" H	720 lbs	165 lbs	32 ft	2.2 hrs
1920-PHS	RAM PROMASTER	118"	Standard	74" W x 127" L x 18.5" H	720 lbs	162 lbs	28 ft	2.2 hrs
1920-PHM	RAM PROMASTER	136"	Standard, High	74" W x 127" L x 18.5" H	720 lbs	164 lbs	32 ft	2.2 hrs
1920-PHL	RAM PROMASTER	159"	High	74" W x 147.5" L x 18.5" H	720 lbs	168 lbs	32 ft	2.2 hrs
1920-PHX	RAM PROMASTER	159" Ext	High	74" W x 161" L x 18.5" H	720 lbs	169 lbs	32 ft	2.2 hrs

# VAN ROOF RACKS – DOUBLE CLAMP RACK

## TOUGH

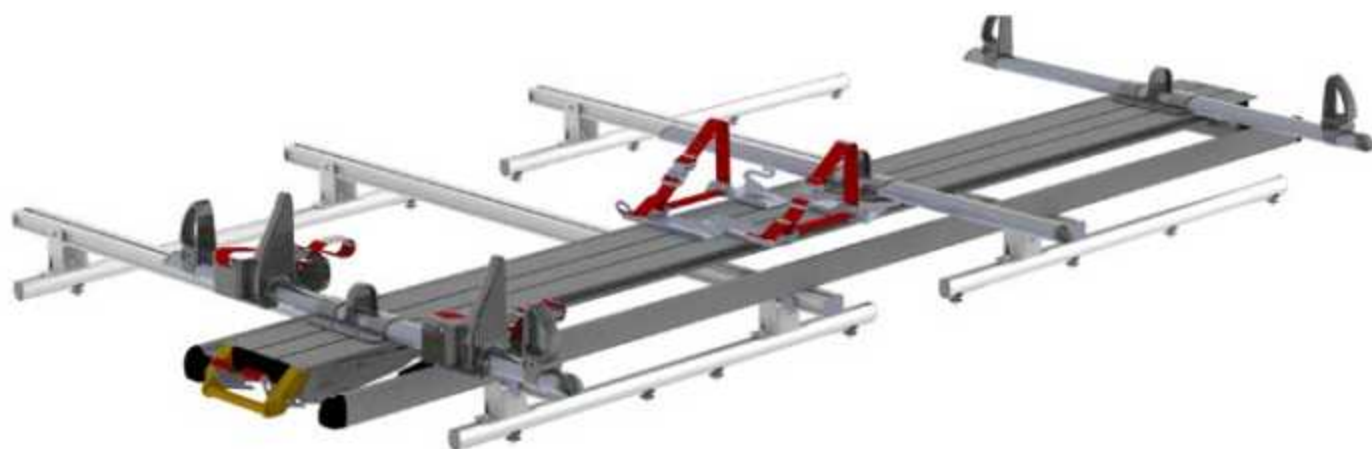
- ▶ Built from sturdy aluminum.
- ▶ Durable polyester straps keep the ladders secure.

## SAFE

- ▶ The rack slides down to ground level, eliminating the need to stretch or climb onto the van roof.
- ▶ Each mechanism has a weight capacity of 130 lbs (both single and double).

## SIMPLE

- ▶ The mechanism is designed to make loading and unloading, a quick and easy process.










1930-DH SHOWN HERE.

Individual models may vary to accommodate each vehicle and may be different.

### Access Stow Double

#### Aluminum

PART	VEHICLE							
1930-FTL	FORD TRANSIT	148", 148" Ext	Medium, High	85" W x 127" L x 19.5" H	720 lbs	185 lbs	32 ft	2.2 hrs
1930-FTR	FORD TRANSIT	130"	Medium, High	85" W x 127" L x 19.5" H	720 lbs	184 lbs	32 ft	2.2 hrs
1930-DH	MERCEDES-BENZ SPRINTER	144", 170", 170" Ext	Standard, High	85" W x 128.5" L x 20" H	720 lbs	188 lbs	32 ft	2.2 hrs
1930-PHS	RAM PROMASTER	118"	Standard	85" W x 127" L x 18.5" H	720 lbs	185 lbs	28 ft	2.2 hrs
1930-PHM	RAM PROMASTER	136"	Standard, High	85" W x 127" L x 18.5" H	720 lbs	186 lbs	32 ft	2.2 hrs
1930-PHL	RAM PROMASTER	159"	High	85" W x 147.5" L x 18.5" H	720 lbs	190 lbs	32 ft	2.2 hrs
1930-PHX	RAM PROMASTER	159" Ext	High	85" W x 161" L x 18.5" H	720 lbs	191 lbs	32 ft	2.2 hrs

**SEE PAGE 212 FOR SUB-UNIT**



## 1506 SERIES CARGO+

PART	VEHICLE	SIDE RAILS	BAR	ROLLER	KIT
1506-FTR	FORD TRANSIT LR 130"	15-U1002	15-U2002	15-U3002	15-U4006
1506-FTL	FORD TRANSIT LR, MR, HR 148"	15-U1003	15-U2002	15-U3002	15-U4005
1506-FTX	FORD TRANSIT 148" Ext	15-U1005	15-U2002	15-U3002	15-U4010
1506-TC	FORD TRANSIT CONNECT 120"	15-U1000	15-U2000	15-U3000	15-U4000
1506-GS	GM SAVANA / EXPRESS RWB	15-U1003	15-U2002	15-U3002	15-U4011
1506-MM	MERCEDES-BENZ METRIS 126"	15-U1001	15-U2001	15-U3001	15-U4001
1506-M	MERCEDES-BENZ METRIS 135"	15-U1002	15-U2001	15-U3001	15-U4001
1506-DS	MERCEDES-BENZ SPRINTER 144"	15-U1002	15-U2002	15-U3002	15-U4002
1506-DH	MERCEDES-BENZ SPRINTER 170", 170" Ext	15-U1005	15-U2002	15-U3002	15-U4012
1506-PHS	RAM PROMASTER 118"	15-U1001	15-U2002	15-U3002	15-U4004
1506-PHM	RAM PROMASTER LR 136"	15-U1002	15-U2002	15-U3002	15-U4004
1506-PHL	RAM PROMASTER 159"	15-U1003	15-U2002	15-U3002	15-U4009
1506-PHX	RAM PROMASTER 159" Ext	15-U1005	15-U2002	15-U3002	15-U4009
1506-PC	RAM PROMASTER CITY	15-U1000	15-U2000	15-U3000	15-U4003

## 1605 SERIES CARGO RACK

PART	DESCRIPTION
16-U0005	Cargo rack kit for 1 crossbar - 2 x End stops, 2 x Tie-Downs & 72" Track Plug

## 1630 SERIES CLAMP RACK

PART	DESCRIPTION
16-U1127	Step Laddered Kit
16-UCL65	Universal side Short Ski and Mechanism Kit
16-UCL77	Universal side Long Ski and Mechanism Kit
16-UFB03	3" Bar Fastener Kit for Clamp Rack



## 1840 SERIES MAX RACK LOW ROOF

PART	DESCRIPTION
18-U1820	Passenger Side Low Roof Max Rack
18-U1825	Driver Side Low Roof Max Rack

## UNIVERSAL CROSSBAR KIT

PART	DESCRIPTION
16-UCD60	Set of two Crossbars 60" wide, Includes mounting feet
16-UCD66	Set of two Crossbars 66" wide, Includes mounting feet
16-UCD72	Set of two Crossbars 72" wide, Includes mounting feet (Replaces 18-U1806)
16-UCD65	Set of two Crossbars 72" wide, Includes GM Savana mounting feet
16-UCS60	Single Crossbar 60" with feet
16-UCS66	Single Crossbar 66" with feet
16-UCS72	Single Crossbar 72" with feet (Replaces 18-U1805)
16-UCS65	Single Crossbar 72" with feet for GM SAVANA / EXPRESS
16-UCT60	Single Crossbar 60" no feet
16-UCT66	Single Crossbar 66" no feet

## 1870–1880 SERIES MAX RACK

PART	DESCRIPTION
18-U1810	Passenger side mechanism
18-U1815	Driver side mechanism
18-U1807	Handle

## 1920 SERIES ACCES STOW

PART	DESCRIPTION
19-U0001	Rear loader single width bracket
19-U0002	Rear loader double width bracket
19-U0003	Rear loader mechanism carriage

## UNIVERSAL MOUNTING KIT

PART	DESCRIPTION
18-U0010	Mounting kit NISSAN NV
18-U0018	Mounting kit MERCEDES-BENZ SPRINTER
18-U0019	Mounting kit SPRINTER WITH OEM TRACKS
18-U0020	Mounting kit RAM PROMASTER 118"
18-U0022	Mounting kit RAM PROMASTER 136"
18-U0030	Mounting kit FORD TRANSIT 148"
18-U0032	Mounting kit RAM PROMASTER 159"
18-U0034	Mounting kit RAM PROMASTER 159" Ext.
18-U0042	Mounting kit FORD TRANSIT 130"
18-U0043	Mounting kit MERCEDES-BENZ METRIS
18-U0045	Mounting kit RAM PROMASTER CITY
18-U0046	Mounting kit FORD TRANSIT CONNECTION/200
18-U0047	Mounting Kit, Set of 2 Universal Bolt Through foot mounts



# INDEX

1050-FS . . . . . 179	16-UCSGS . . . 197	1630-PCX . . . 187	1870-PHX . . . 192	3020-GS . . . . . 38
1506-DH . . . . . 181	16-UCT60 . . . 197	1630-PHL . . . 186	1880-DH . . . . 193	3020-PC . . . . . 38
1506-DH . . . . . 196	16-UCT66 . . . 197	1630-PHL3 . . 187	1880-DH3 . . . 193	3020-RP . . . . . 38
1506-DS . . . . . 181	16-UFB03 . . . 196	1630-PHM . . . 186	1880-FTL . . . . 193	3020-TC . . . . . 39
1506-DS . . . . . 196	1605-DH . . . . 182	1630-PHM3 . . 187	1880-FTL3 . . . 193	3025-DH . . . . . 48
1506-FTL . . . . . 181	1605-DH3 . . . 183	1630-PHS . . . 186	1880-FTR . . . . 193	3068-DH . . . . . 47
1506-FTL . . . . . 196	1605-FTL . . . . 182	1630-PHS3 . . 187	1880-FTR3 . . . 193	3068-DL . . . . . 47
1506-FTR . . . . . 181	1605-FTL3 . . . 183	1630-PHX . . . 186	1880-NH . . . . . 193	3068-FTH . . . . . 48
1506-FTR . . . . . 196	1605-FTR . . . . 182	1630-PHX3 . . 187	1880-PHL . . . . 193	3068-FTM . . . . . 48
1506-FTX . . . . . 181	1605-FTR3 . . . 183	1630-TC . . . . . 186	1880-PHL3 . . . 193	3068-RP . . . . . 48
1506-FTX . . . . . 196	1605-GS . . . . . 182	1630-TCX . . . 187	1880-PHM . . . . 193	3310-DH . . . . . 35
1506-GS . . . . . 181	1605-GS3 . . . . 183	18-U0010 . . . . 197	1880-PHM3 . . . 193	3310-DL . . . . . 35
1506-GS . . . . . 196	1605-MM . . . . . 182	18-U0018 . . . . 197	1880-PHS . . . . 193	3310-FTH . . . . . 36
1506-M . . . . . 181	1605-MM3 . . . . 183	18-U0019 . . . . 197	1880-PHS3 . . . 193	3310-FTM . . . . . 36
1506-M . . . . . 196	1605-PC . . . . . 182	18-U0020 . . . . 197	1880-PHX . . . . 193	3310-PC . . . . . 36
1506-MM . . . . . 181	1605-PC3 . . . . 183	18-U0022 . . . . 197	1880-PHX3 . . . 193	3310-RP . . . . . 36
1506-MM . . . . . 196	1605-PHL . . . . 182	18-U0030 . . . . 197	19-U0001 . . . . 197	3320-DH . . . . . 36
1506-PC . . . . . 181	1605-PHL3 . . . 183	18-U0032 . . . . 197	19-U0002 . . . . 197	3320-DL . . . . . 36
1506-PC . . . . . 196	1605-PHM . . . . 182	18-U0034 . . . . 197	19-U0003 . . . . 197	3320-FTH . . . . . 37
1506-PHL . . . . . 181	1605-PHM3 . . . 183	18-U0042 . . . . 197	1920-DH . . . . . 194	3320-FTL . . . . . 34
1506-PHL . . . . . 196	1605-PHS . . . . 182	18-U0043 . . . . 197	1920-FTL . . . . 194	3320-FTM . . . . . 37
1506-PHM . . . . . 181	1605-PHS3 . . . 183	18-U0045 . . . . 197	1920-FTR . . . . 194	3320-MM . . . . . 34
1506-PHM . . . . . 196	1605-PHX . . . . 182	18-U0046 . . . . 197	1920-PHL . . . . 194	3320-PC . . . . . 34
1506-PHS . . . . . 181	1605-PHX3 . . . 183	18-U0047 . . . . 197	1920-PHM . . . . 194	3320-RP . . . . . 37
1506-PHS . . . . . 196	1605-TC . . . . . 182	18-U1807 . . . . 197	1920-PHS . . . . 194	3320-TC . . . . . 34
1506-PHX . . . . . 181	1605-TC3 . . . . 183	18-U1810 . . . . 197	1920-PHX . . . . 194	3520-M . . . . . 35
1506-PHX . . . . . 196	1625-DH . . . . . 184	18-U1815 . . . . 197	1930-DH . . . . . 195	5010 . . . . . 152
1506-TC . . . . . 181	1625-FTL . . . . 184	18-U1820 . . . . 197	1930-FTL . . . . 195	5011 . . . . . 152
1506-TC . . . . . 196	1625-FTR . . . . 184	18-U1825 . . . . 197	1930-FTR . . . . 195	5014 . . . . . 153
16-U0005 . . . . . 196	1625-GS . . . . . 184	1840-FTL . . . . 188	1930-PHL . . . . 195	5020 . . . . . 153
16-U0010 . . . . . 185	1625-MM . . . . . 184	1840-FTR . . . . 188	1930-PHM . . . . 195	5021 . . . . . 153
16-U0015 . . . . . 185	1625-PC . . . . . 184	1840-GS . . . . . 188	1930-PHS . . . . 195	5025 . . . . . 153
16-U0500 . . . . . 185	1625-PHL . . . . 184	1840-MM . . . . . 188	1930-PHX . . . . 195	5026 . . . . . 153
16-U1127 . . . . . 185	1625-PHM . . . . 184	1850-FTL . . . . 189	3010-DH . . . . . 41	5028 . . . . . 153
16-U1127 . . . . . 196	1625-PHS . . . . 184	1850-FTL3 . . . 189	3010-DL . . . . . 41	5029 . . . . . 154
16-U1130 . . . . . 185	1625-PHX . . . . 184	1850-FTR . . . . 189	3010-FTH . . . . . 41	5032-0 . . . . . 150
16-U1135 . . . . . 185	1625-TC . . . . . 184	1850-FTR3 . . . 189	3010-FTL . . . . . 41	5032-1 . . . . . 150
16-U6078 . . . . . 185	1630-DH . . . . . 186	1850-GS . . . . . 189	3010-FTM . . . . . 41	5032-2 . . . . . 150
16-U6079 . . . . . 185	1630-DH3 . . . . 187	1850-GS3 . . . . 189	3010-GS . . . . . 42	5032-3 . . . . . 150
16-UCD60 . . . . . 197	1630-FTL . . . . 186	1850-MM . . . . . 189	3010-PC . . . . . 42	5032-A . . . . . 150
16-UCD66 . . . . . 197	1630-FTL3 . . . 187	1850-MM3 . . . . 189	3010-RP . . . . . 42	5032-F . . . . . 151
16-UCD72 . . . . . 197	1630-FTR . . . . 186	1870-DH . . . . . 192	3010-TC . . . . . 42	5037-0 . . . . . 151
16-UCDGS . . . . 197	1630-FTR3 . . . 187	1870-FTL . . . . 192	3015-DH . . . . . 48	5037-1 . . . . . 151
16-UCL65 . . . . . 196	1630-GS . . . . . 186	1870-FTR . . . . 192	3020-DH . . . . . 37	5037-2 . . . . . 151
16-UCL77 . . . . . 196	1630-GS3 . . . . 187	1870-NH . . . . . 192	3020-DL . . . . . 37	5037-3 . . . . . 151
16-UCS60 . . . . . 197	1630-MM . . . . . 186	1870-PHL . . . . 192	3020-FTH . . . . . 38	5037-A . . . . . 151
16-UCS66 . . . . . 197	1630-MM3 . . . . 187	1870-PHM . . . . 192	3020-FTL . . . . . 38	5037-F . . . . . 152
16-UCS72 . . . . . 197	1630-PC . . . . . 186	1870-PHS . . . . 192	3020-FTM . . . . . 38	5040 . . . . . 160



5041.....	160	6090.....	170	6257-19.....	172	84-U2060....	145	C30-FTM.....	46
5044.....	160	6091.....	170	6258.....	172	84-U2072....	145	C30-GS.....	47
5045.....	160	6092-42.....	170	6540-DR.....	25	BTL-10.....	54	C30-X.....	47
5047.....	160	6093.....	170	6540-FCL.....	24	BTL-11.....	55	C4-BA11-3... 161	
5048.....	154	6093-27.....	170	6540-FCS.....	24	BTL-12.....	56	C4-BA11-4... 162	
5049.....	154	6095.....	171	6540-GSR.....	24	BTL-16.....	58	C4-BA13-3... 162	
5050.....	154	6096.....	171	6540-GSR.....	25	BTL-19.....	59	C4-PA18-8... 164	
5051.....	154	6097.....	171	6540-GSX.....	24	BTL-27.....	60	C5-BA11-5... 161	
5052.....	154	6098.....	171	6540-GSX.....	25	BTS-10.....	54	C5-BA13-4... 161	
5053.....	155	6106.....	174	6540-PMC.....	25	BTS-11.....	55	C5-BA13-5... 161	
5057.....	155	6107-19.....	174	6541-FTL.....	27	BTS-12.....	56	C5-PA18-8... 165	
5058.....	161	6111.....	175	6541-FTS.....	27	BTS-16.....	58	DHL-10.....	105
5060-5.....	155	6117.....	175	6541-FTX.....	27	BTS-19.....	59	DHL-11.....	106
5060-6.....	155	6118.....	175	6541-PL.....	27	BTS-27.....	60	DHL-12.....	108
5060-8.....	156	6119.....	175	6541-PM.....	27	C10-E.....	39	DHL-16.....	109
5065-8.....	156	6120.....	175	6541-PS.....	27	C10-FTL.....	39	DHL-19.....	111
5066-8.....	156	6121.....	175	6541-PX.....	27	C10-H.....	40	DHL-27.....	112
5067-6.....	156	6122.....	175	6550-DS.....	172	C10-MM.....	40	DHS-10.....	103
5068-3.....	157	6123.....	175	6550-FT.....	172	C10-PC.....	40	DHS-11.....	106
5069-2.....	157	6124.....	175	6550-FTL.....	28	C10-W.....	40	DHS-12.....	107
6010.....	162	6126.....	175	6550-FTS.....	28	C12-E.....	42	DHS-16.....	109
6013-3.....	163	6134.....	175	6550-FTX.....	28	C12-FTL.....	42	DHS-19.....	110
6020.....	162	6135.....	175	6550-PL.....	28	C12-H.....	43	DHS-27.....	112
6030.....	162	62-U1110... 143		6550-PM.....	28	C12-PC.....	43	DLS-10.....	103
6035.....	162	62-U1112... 143		6550-PS.....	28	C13-E.....	43	DLS-11.....	105
6040.....	163	62-U1114... 143		6550-PX.....	28	C13-MM.....	43	DLS-12.....	107
6041.....	163	62-U1212... 143		6550-RP.....	172	C13-PC.....	43	DLS-16.....	108
6049.....	163	62-U5070... 164		6555-FTL.....	29	C2-PA18-4... 164		DLS-19.....	110
6050.....	170	62-U5074... 164		6555-FTS.....	29	C20-DH.....	44	DLS-27.....	111
6052.....	173	62-U5079... 164		6555-FTX.....	29	C20-DL.....	44	F4-RA30-2... 146	
6054.....	172	62-U6205... 171		6555-PL.....	29	C20-FTH.....	44	F4-RA36-2... 146	
6056.....	173	62-U6210... 171		6555-PM.....	29	C20-FTL.....	44	F4-RA48-2... 146	
6057.....	173	62-UDH10... 142		6555-PS.....	29	C20-FTM.....	45	F4-RA60-2... 146	
6060-BK....	170	62-UDH12... 142		6555-PX.....	29	C20-GS.....	45	F4-RA72-2... 146	
6061.....	173	62-UDH14... 142		70-U7740... 143		C20-NH.....	45	F5-RA36-2... 147	
6063.....	173	62-UDH16... 142		7124.....	174	C20-NL.....	45	F5-RA36-3... 147	
6066.....	173	62-UDH18... 142		77-U1036... 141		C20-X.....	45	F5-RA48-2... 147	
6067.....	173	62-UDR10... 142		77-U1048... 141		C24-DH.....	49	F5-RA48-3... 147	
6068.....	174	62-UDR12... 142		77-U1060... 141		C24-DL.....	49	F5-RA60-2... 147	
6069.....	173	62-UDR14... 142		84-U0048... 145		C24-FTH.....	50	F5-RA60-3... 147	
6070.....	174	62-UDR16... 142		84-U0063... 145		C24-FTL.....	50	F5-RA72-2... 147	
6071.....	174	62-UDR18... 142		84-U1830... 145		C24-FTM.....	50	F5-RA72-3... 147	
6072.....	174	6251.....	172	84-U1836... 145		C24-GS.....	50	FTH-10.....	69
6073.....	174	6252.....	172	84-U1848... 145		C24-X.....	50	FTH-11.....	72
6081-22....	174	6253.....	172	84-U1860... 145		C30-DH.....	46	FTH-12.....	74
6082.....	170	6254.....	172	84-U1872... 145		C30-DL.....	46	FTH-16.....	76
6086.....	163	6255.....	172	84-U2036... 145		C30-FTH.....	46	FTH-19.....	78
6088.....	163	6256.....	172	84-U2048... 145		C30-FTL.....	46	FTH-27.....	81

# INDEX

FTL-10.....	68	MMR-10.....	96	PMC-12.....	123	TCS-10.....	82
FTL-11.....	70	MMR-11.....	97	PMC-16.....	125	TCS-11.....	83
FTL-12.....	73	MMR-12.....	98	PMC-19.....	126	TCS-12.....	84
FTL-16.....	75	MMR-16.....	99	PMC-27.....	127	TCS-16.....	85
FTL-19.....	77	MMR-19.....	100	PMD-10.....	121	TCS-19.....	86
FTL-27.....	79	MMR-27.....	102	PMD-11.....	122	TCS-27.....	88
FTM-10.....	69	N4-LS16-1... 165		PMD-12.....	123	X50-B.....	157
FTM-11.....	72	N4-PS20-8... 165		PMD-16.....	125	X50-C.....	157
FTM-12.....	74	N4-RA12-3... 166		PMD-19.....	126	X51-F.....	157
FTM-16.....	76	N4-RA36-3... 134		PMD-27.....	127	Y30-C.....	174
FTM-19.....	78	N4-RA48-3... 134		RPL-10.....	114	Y31-A.....	173
FTM-27.....	81	N4-RA60-3... 134		RPL-11.....	115		
FTR-10.....	68	N4-RA72-3... 134		RPL-12.....	116		
FTR-11.....	70	N4-RA84-3... 134		RPL-16.....	118		
FTR-12.....	73	N4-RA96-3... 134		RPL-19.....	119		
FTR-16.....	75	N4-RS36-3... 134		RPL-27.....	120		
FTR-19.....	77	N4-RS48-3... 134		RPS-10.....	114		
FTR-27.....	79	N4-RS60-3... 134		RPS-11.....	115		
GSL-10.....	61	N4-RS72-3... 134		RPS-12.....	116		
GSL-10.....	89	N4-RS84-3... 134		RPS-16.....	118		
GSL-11.....	62	N4-RS96-3... 134		RPS-19.....	119		
GSL-11.....	90	N5-DS36-4... 135		RPS-27.....	120		
GSL-12.....	64	N5-DS48-4... 135		S2-RA36-2... 138			
GSL-12.....	92	N5-DS60-4... 135		S2-RA48-2... 138			
GSL-16.....	65	N5-DS72-4... 135		S2-RA60-2... 138			
GSL-16.....	93	N5-DS84-4... 135		S2-RS36-2... 138			
GSL-19.....	66	N5-DS96-4... 135		S2-RS48-2... 138			
GSL-19.....	94	N5-LS16-1... 165		S2-RS60-2... 138			
GSL-27.....	67	N5-PS20-8... 165		S2-WA48-0... 166			
GSL-27.....	95	N5-RA12-4... 166		S2-WA48-1... 166			
GSR-10.....	61	N5-RA36-4... 136		S3-RA36-3... 139			
GSR-10.....	89	N5-RA48-4... 136		S3-RA48-3... 139			
GSR-11.....	62	N5-RA60-4... 136		S3-RA60-3... 139			
GSR-11.....	90	N5-RA72-4... 136		S3-RS36-3... 139			
GSR-12.....	64	N5-RA84-4... 136		S3-RS48-3... 139			
GSR-12.....	92	N5-RA96-4... 136		S3-RS60-3... 139			
GSR-16.....	65	N5-RS36-4... 136		S3-WA48-0... 167			
GSR-16.....	93	N5-RS48-4... 136		S3-WA48-1... 167			
GSR-19.....	66	N5-RS60-4... 136		T4-RA36-3... 140			
GSR-19.....	94	N5-RS72-4... 136		T4-RA60-3... 140			
GSR-27.....	67	N5-RS84-4... 136		T4-RS36-3... 140			
GSR-27.....	95	N5-RS96-4... 136		T4-RS60-3... 140			
MML-10.....	96	P4-RA36-3... 137		TCL-10.....	82		
MML-11.....	97	P4-RA60-3... 137		TCL-11.....	83		
MML-12.....	98	P4-RS36-3... 137		TCL-12.....	84		
MML-16.....	99	P4-RS60-3... 137		TCL-16.....	85		
MML-19.....	100	PMC-10.....	121	TCL-19.....	86		
MML-27.....	102	PMC-11.....	122	TCL-27.....	88		

# TAKE A FEW MINUTES TO WRITE DOWN THESE SIMPLE STEPS

## Plan your storage zones

For how long do you plan to use the vehicle?  A year  2–5 years  10 years or more (see page 4)  
 Will payload capacity be an issue?  Yes  No Why? \_\_\_\_\_  
 What type of industry are you in? \_\_\_\_\_

## What kind of partition do I need? (F zone)

Do I need to see my cargo or see out the side doors?  Yes  No  
 Do I need the ability to go from the cabin to the cargo area through the partition?  Yes  No

## List the equipment/products you will need to store

Place the items that you need most often in the most accessible locations.

	How often will you use this?			Zone
	Daily	Weekly	Monthly	A-B-C-D-E
_____	<input type="checkbox"/>	<input type="checkbox"/>	<input type="checkbox"/>	_____
_____	<input type="checkbox"/>	<input type="checkbox"/>	<input type="checkbox"/>	_____
_____	<input type="checkbox"/>	<input type="checkbox"/>	<input type="checkbox"/>	_____
_____	<input type="checkbox"/>	<input type="checkbox"/>	<input type="checkbox"/>	_____
_____	<input type="checkbox"/>	<input type="checkbox"/>	<input type="checkbox"/>	_____

Will I need to carry larger objects  Yes  No

## List the tools you will need to carry

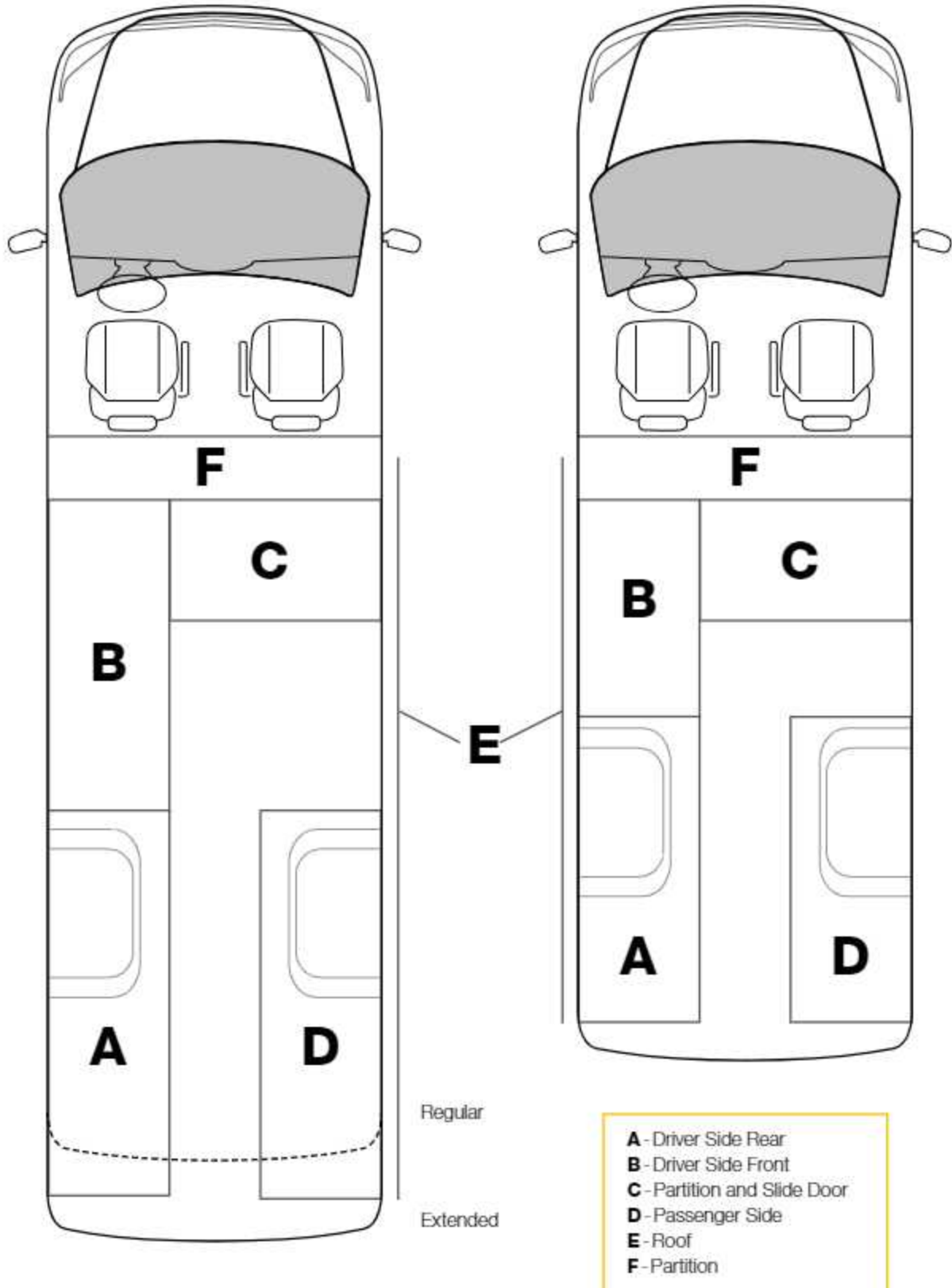
Place heavy tools closest to the access doors.

	How often will you use this?			Zone
	Daily	Weekly	Monthly	A-B-C-D-E
_____	<input type="checkbox"/>	<input type="checkbox"/>	<input type="checkbox"/>	_____
_____	<input type="checkbox"/>	<input type="checkbox"/>	<input type="checkbox"/>	_____
_____	<input type="checkbox"/>	<input type="checkbox"/>	<input type="checkbox"/>	_____
_____	<input type="checkbox"/>	<input type="checkbox"/>	<input type="checkbox"/>	_____
_____	<input type="checkbox"/>	<input type="checkbox"/>	<input type="checkbox"/>	_____

What kind of ladder(s) will I be carrying? Step ladder Size \_\_\_\_\_ Extension ladders Size \_\_\_\_\_



# STORAGE ZONES







**THE PERFECT FIT**  
FOR YOUR  
**TOUGHEST JOBS**

**MAXIMIZE CARGO CAPACITY  
& VEHICLE PERFORMANCE  
WITH CONTRACTOR GRADE,  
ORGANIZED STORAGE SYSTEMS**

When you want the perfect upfit solution for your work vehicle, turn to Ranger Design. Crash-tested for toughness, Ranger Design's shelving and upfits will take whatever abuse you can dish out. Their unsurpassed craftsmanship, combined with ideal fit and finish, provide a quiet ride with no rattles.



**CUSTOMER SERVICE**

[cs@rangerdesign.com](mailto:cs@rangerdesign.com)

1-800-565-5321

[rangerdesign.com](http://rangerdesign.com)

